

# Specifications.

## The new BMW M5 Competition.



BMW M5 Competition		
<b>Body</b>		
No of doors/seats		4 / 5
Length/width/height (unladen)	mm	4966 / 1903 / 1469
Wheelbase	mm	2982
Track, front/rear	mm	1625 / 1594
Ground clearance		128
Turning circle	m	12.6
Fuel tank capacity	approx. l	68
Engine oil <sup>1)</sup>	l	10.0
Weight, unladen, to DIN/EU	kg	1865 / 1940
Max load to DIN	kg	575
Max permissible weight	kg	2440
Max axle load, front/rear	kg	1215 / 1260
Max trailer load, braked (12%/unbraked)	kg	2000 / 750
Max roofload/max towbar download	kg	100 / 90
Luggage comp capacity	l	530
Air resistance	c <sub>d</sub> x A	0.758
<b>Power Unit</b>		
Config/No of cyls/valves		V / 8 / 4
Engine technology		M TwinPower Turbo technology with cross-bank exhaust manifold: M TwinScroll twin turbocharger, indirect charge air cooling, High Precision Injection (maximum injection pressure: 350 bar), VALVE TRONIC fully variable valve timing, Double-VANOS variable camshaft timing
Effective capacity	cc	4395
Stroke/bore	mm	88.3 / 89.0
Compression ratio	:1	10.0
Fuel		RON 98 (min. RON 91)
Max output	kW/hp	460 / 625
at	rpm	6000
Max torque	Nm/lb-ft	750/553
at	rpm	1800 – 5800
<b>Electrical System</b>		
Battery/installation	Ah/–	70 (Li-ion) / Luggage compartment
<b>Driving Dynamics and Safety</b>		
Suspension, front		Adaptive M suspension with double wishbone axle in lightweight aluminium construction, M-specific kinematics and elastokinematics, Variable Damper Control
Suspension, rear		Adaptive M suspension with five-link axle in lightweight aluminium construction, M-specific elastokinematics, Variable Damper Control
Brakes, front		M compound brakes, vented, with six-piston fixed callipers
Brakes, rear		M compound brakes, vented, with single-piston floating callipers
Driving stability systems		Standard: DSC incl. ABS, ASC and M Dynamic Mode (MDM), can be switched off; CBC (Cornering Brake Control), DBC (Dynamic Brake Control), Dry Braking function, Start-Off Assistant, Active M Differential, DSC linked with M xDrive all-wheel drive
Safety equipment		Standard: airbags for driver and front passenger, side airbags for driver and front passenger, head airbags for front and rear seats, three-point inertia-reel seatbelts on all seats with belt stopper, belt latch tensioner and belt force limiter in the front, crash-active front head restraints, crash sensors, tyre pressure indicator
Steering		Electric Power Steering (EPS) with M-specific Servotronic function and variable sport ratio
Steering ratio, overall	:1	14.3
Tyres, front/rear		275/35 ZR20 102Y XL 285/35 ZR20 104Y XL
Rims, front/rear		9.5J x 20 light-alloy 10.5J x 20 light-alloy

---



---

**BMW M5 Competition**

---

**Power Transfer**

M xDrive intelligent all-wheel drive, central transfer case with fully-variable multi-plate clutch, fully-variable torque distribution between front and rear axle, rear differential with fully-variable Active M Differential, locking effect 0 – 100 per cent

**Transmission**

Type of transmission	Eight-speed M Steptronic transmission with Drivelogic, transmission oil cooling		
Gear ratios	I	:1	5.000
	II	:1	3.200
	III	:1	2.143
	IV	:1	1.720
	V	:1	1.313
	VI	:1	1.000
	VII	:1	0.823
	VIII	:1	0.640
	R	:1	3.478
Final drive		:1	3.150

**Performance**

Power-to-weight ratio (DIN)	kg/kW	4.1
Output per litre	kW/l	104.7
Acceleration 0–100 km/h	s	3.3
Acceleration 0–200 km/h	s	10.8
Top speed	km/h	250 / 305 <sup>2)</sup>

**BMW EfficientDynamics**

BMW EfficientDynamics standard features Brake Energy Regeneration, Electric Power Steering, Auto Start Stop function, Optimum Shift Indicator in manual shift mode, BMW EfficientLightweight, on-demand operation of ancillary units, Li-ion battery, map-regulated oil pump, rear differential and transfer case with optimised efficiency, optimised aerodynamics (underside panelling, front spoiler, rear spoiler)

**Fuel Consumption ECE**

With standard tyres		
Urban	l/100 km	15.2 – 14.4
Extra-urban	l/100 km	8.7 – 8.1
Combined	l/100 km	10.8 – 10.7
CO <sub>2</sub>	g/km	246 – 243
Emission rating		EU6

Specifications apply to ACEA markets/data relevant to homologation apply in part only to Germany (weight)

<sup>1)</sup> Oil change with filter

<sup>2)</sup> Limited / with optional M Driver's Package

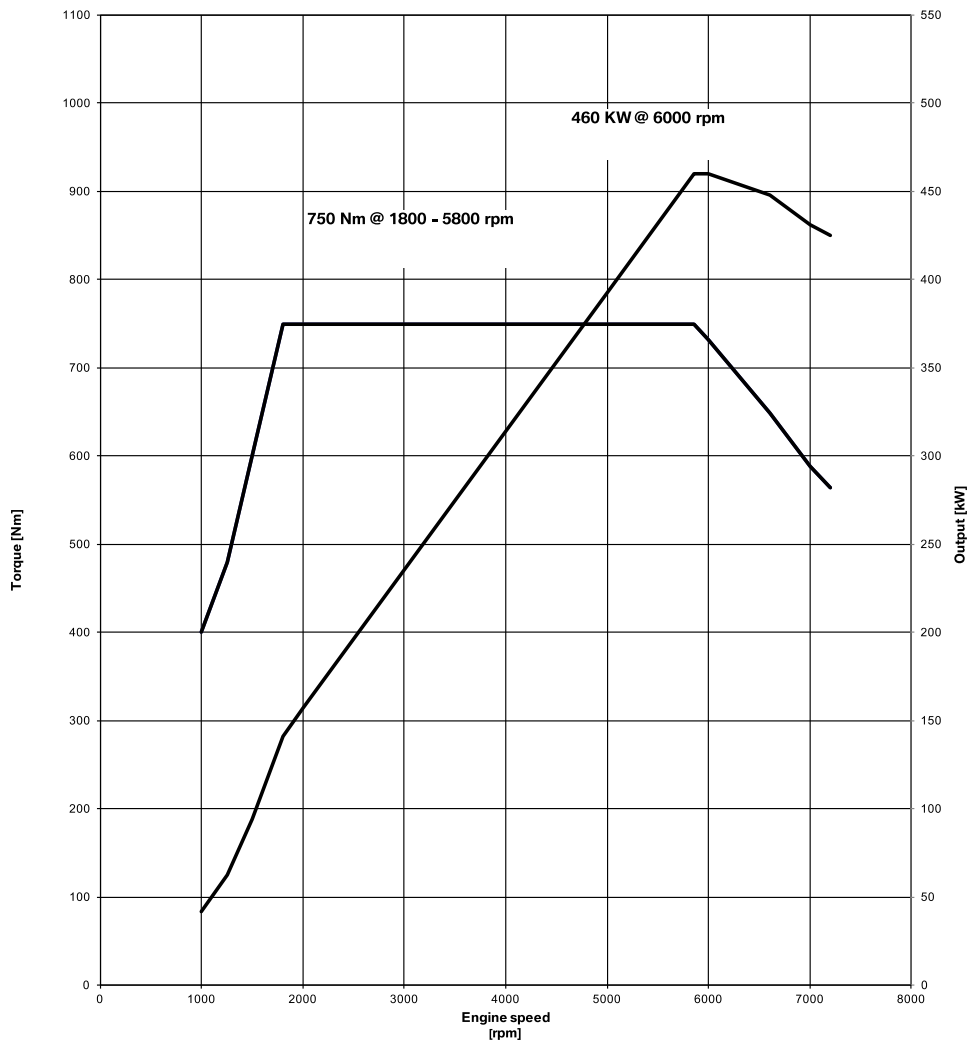
The fuel consumption, CO<sub>2</sub> emissions and electric power consumption figures were determined according to the European Regulation (EC) 715/2007 in the version applicable. The figures refer to a vehicle with basic configuration in Germany. The range shown considers the different sizes of the selected wheels/tyres and the selected items of optional equipment, and may vary during configuration.

The values for the vehicles marked \* are already based on the new WLTP test cycle and have been translated back into NEDC-equivalent values in order to ensure comparability between the vehicles. With respect to these vehicles, for vehicle-related taxes or other duties based (at least inter alia) on CO<sub>2</sub> emissions, the CO<sub>2</sub> values may differ from the values stated here (depending on national legislation).

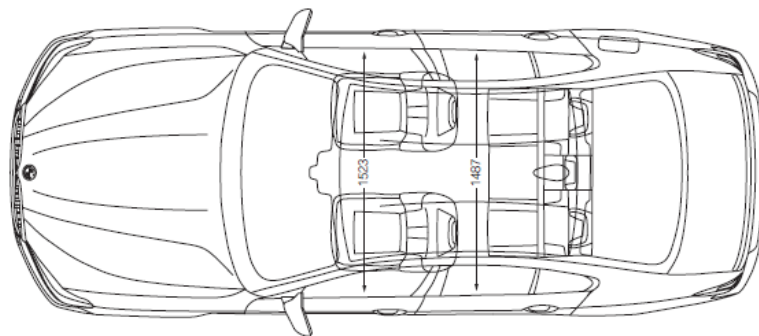
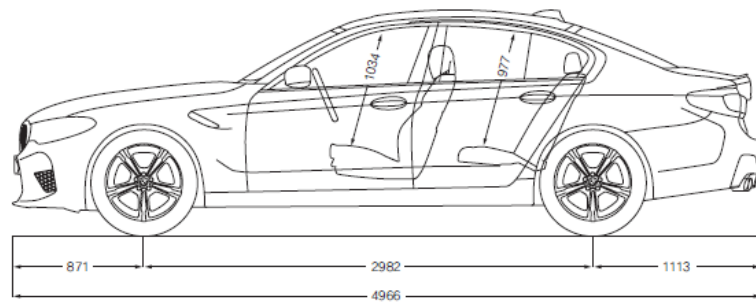
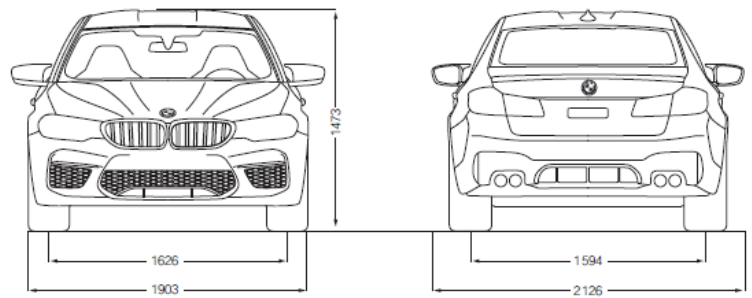
The CO<sub>2</sub> efficiency specifications are determined according to Directive 1999/94/EC and the latest version of the Pkw-EnVKV, and based (for classification) on the fuel consumption and CO<sub>2</sub> values as per the NEDC cycle.

Further information on official fuel consumption figures and specific CO<sub>2</sub> emission values of new passenger cars is included in the following guideline: 'Leitfaden über den Kraftstoffverbrauch, die CO<sub>2</sub>-Emissionen und den Stromverbrauch neuer Personenkraftwagen' (Guideline for fuel consumption, CO<sub>2</sub> emissions and electric power consumption of new passenger cars), which can be obtained free of charge from all dealerships and at <https://www.dat.de/en/offers/publications/guideline-for-fuel-consumption.html>.

# Output and torque diagrams. The new BMW M5 Competition.



# Exterior and interior dimensions. The new BMW M5 Competition.



\*dimensions in cm