

# The new BMW 3 Series Convertible. Contents.



<b>1. Open Beauty.</b> <b>The new BMW 3 Series Convertible.</b> (Short Version) .....	3
<b>2. Description in Brief. ....</b>	13
<b>3. Concept:</b> <b>Comfort Enhanced, Character Retained. ....</b>	15
<b>4. Design:</b> <b>Elegance and Dynamism in Perfect Harmony. ....</b>	18
<b>5. The Retractable Hardtop:</b> <b>Greater Comfort, Solidity and Value. ....</b>	22
<b>6. Drivetrain:</b> <b>Entering a new Age of Efficient Dynamics. ....</b>	25
<b>7. Automatic Transmission:</b> <b>Quick Response and Superior Precision for a Sporting Driving</b> <b>Experience. ....</b>	31
<b>8. Chassis and Suspension:</b> <b>Where Power becomes Performance. ....</b>	35
<b>9. Body and Safety:</b> <b>Greater Torsional Stiffness and Safety than any other</b> <b>Convertible before. ....</b>	39
<b>10. Interior and Equipment:</b> <b>Greater Driving Pleasure per Kilometre. ....</b>	42
<b>11. Production:</b> <b>Quality, Flexibility and Environmental Care. ....</b>	49
<b>12. History:</b> <b>Unique for 20 Years – The BMW 3 Series Convertible. ....</b>	52
<b>13. Specifications. ....</b>	54
<b>14. Exterior and Interior Dimensions. ....</b>	56
<b>15. Output and Torque Diagrams. ....</b>	58

# **1. Open Beauty.**

## **The new BMW 3 Series Convertible.**

### **(Short Version)**



Curtains open for the new BMW 3 Series Convertible!

The fourth generation of the BMW 3 Series Convertible is making its appearance – and at the same time the new car marks an important premiere in the history of BMW. For this is the first BMW 3 Series Convertible to feature a retractable hardtop protecting the car's occupants from wind and weather. The three-piece roof in lightweight steel plate structure closes fully automatically within just 23 seconds over the passenger compartment, opening a bit faster in precisely 22 seconds and disappearing completely into the rear end of BMW's open two-door.

The retractable hardtop gives the new BMW 3 Series Convertible a truly unique standard of comfort, solidity and value not to be found anywhere else in this segment. And at the same time it preserves the elegance and uniqueness characteristic of this model just like the uniquely open driving experience.

Fascinating innovations are also to be found within the engine bay, the new 3 Series Convertible for the first time featuring newly developed six- and four-cylinder power units with direct gasoline injection. The top model in the range is the BMW 335i Convertible, with a Twin Turbo straight-six power unit developing maximum output of 225 kW/306 hp. And when launched in Europe on 24 March 2007, BMW's new open four-seater will also come in the guise of the BMW 330d Convertible featuring a 3.0-litre straight-six diesel engine with an all-aluminium crankcase and the latest generation of common-rail fuel injection.

Even at high speeds, the new roof structure ensures an incomparable standard of smoothness and silence inside the car. And the extremely stiff body with supreme torsional stiffness provides ideal conditions for superior agility and dynamism on the road. In terms of flexural stiffness, the new BMW 3 Series Convertible offers the highest standard ever achieved by an open-air BMW. Harmonious weight distribution and the sophisticated chassis and suspension further enhance the sporting characteristics of this unique car.

### **Open or closed – unmistakable at all times.**

The roof structure made up of three elements provides an ambience within the interior quite similar to that of a coupé. And thanks to the large windows offering superior visibility also when the roof is closed, as well as full lining inside of the roof, the new Convertible provides a bright and exclusive ambience at all times. Compared with the former model, the rear side windows are 30 per cent larger and visibility to the rear has been enhanced by 38 per cent.

After lowering the roof into the rear compartment, the occupants enjoy an atmosphere of truly unlimited openness which has always been typical of the BMW 3 Series Convertible and is borne out in particular in this case by the low shoulder line.

With the roof closed, the greenhouse moved further to the rear becomes another symbol of dynamic performance additionally accentuated by the gentle sweep of the engine compartment lid merging into the low-slung A-pillar. The roofline gradually moving down to the rear remains slim and slender also around the C-pillar, reaching the rear end in a distinctly visible angle, and therefore giving the BMW 3 Series Convertible its unique look and design even with the roof closed.

An aluminium trim bar extending all round shows clearly where the roof begins, while the functional elements for the roof kinematics are covered by roof trim bars.

### **A new world at the touch of a button: the retractable hardtop.**

The three elements making up the hardtop are lifted electrohydraulically and fully automatically in a smooth, flowing motion, swivelled to the rear and placed in compact arrangement on top of one another in the roof compartment at the back. To take up the roof elements, the rear lid on the Convertible also serving as the roof compartment lid opens up backwards against the direction of travel.

To make full use of the storage capacity available at all times, the roof and luggage compartments are separated from one another by a variable cover. With the roof closed this cover may be folded to the inside to provide even more storage space. And as soon as the cover is lowered again, all the driver has to do is pull back a button on the centre console in order to open up the car.

This process of pulling back the button marks an analogy to the actual movement of the roof itself, which may also be opened and – as an option – closed by remote control from the car's central locking.

### **Individual character within the BMW 3 Series.**

Following the Saloon, Touring and Coupé, the Convertible is the fourth variant within BMW's highly successful 3 Series. But despite this close relationship borne out by many design features and highlights typical of the brand, the Convertible is a genuine individualist. Looking at the front end, for example, the observer will see immediately how new model stands out clearly from its Saloon counterpart, and in a comparison with the BMW 3 Series Coupé, all similarities end at the transition from the engine compartment lid into the A-pillar.

The sporting style of the new Convertible is powerfully borne out by the contours of the long and low-slung engine compartment lid as well as the design of the front air dam and headlights. Indeed, through their looks alone, the headlights give the Convertible a self-confident, highly concentrated appearance.

The new BMW 3 Series Convertible comes as standard with bi-xenon headlights characterised in their round shape by corona rings. This makes the Convertible easy to recognise also at dusk through its striking light rings, showing clearly from the start that this is a genuine BMW. Adaptive Headlights and Bending Lights are available as an option.

### **Elegance and stretched dynamics.**

The side view of the car is characterised in particular by the horizontal orientation of the shoulder-line giving the new BMW 3 Series Convertible particular style and elegance. The extra-voluminous, large wheel arches, in turn, add a powerful touch of sporting performance.

The rear view is also dominated by horizontal lines, the lights integrated in the rear end and the sides of the car being split up into two sections and extending all the way into the rear lid. LED-fed, horizontal light rods, finally, also ensure striking night design from behind.

### **Flowing lines for a touch of lightness within the interior.**

Flowing lines, powerfully tense surfaces and an attractive combination of convex and concave contours determine the design of the interior also in the new BMW 3 Series Convertible. At the top the instrument panel is inclined towards the driver, while the controls and switches for the air conditioning, the audio and navigation unit are also within optimum reach and visibility from the front passenger's seat. The side panels flow smoothly and consistently all the way from the dashboard at the front to the backrests on the two rear seats. The centre console also extends all the way from front to rear, serving at the back as a storage compartment between the two single seats.

Special light effects, colour schemes and the choice of materials in the new BMW 3 Series Convertible provide a unique ambience, the light bar on the inner door and side linings available as an option adding a particular touch of style and class. Handles and switches such as the door handles and gearshift lever are finished in particularly sophisticated metal to ensure an exclusive flair not only in their looks, but also in their touch.

### **New engines combining superior muscle with enhanced refinement.**

The new BMW 3 Series Convertible is available with a wide range of innovations on the drivetrain. All gasoline engines featured in the new Convertible come with BMW's new High Precision Injection, that is second-generation direct gasoline injection ensuring a significant reduction of fuel consumption also in everyday motoring.

In its most sporting and dynamic rendition, the new BMW 3 Series Convertible comes with the world's first straight-six power unit incorporating Twin Turbo technology, High Precision Injection, and an all-aluminium crankcase. Displacing 3.0 litres, this power unit develops a superior 225 kW/306 hp and maximum torque of 400 Newton-metres/295 lb-ft giving the new BMW 335i Convertible truly outstanding driving dynamics at all times.

Through the combination of turbocharging and direct gasoline injection, the top-of-the-range model is also a fascinating example of Efficient Dynamics. Acceleration to 100 km/h in the new BMW 335i Convertible comes in just 5.8 seconds, acceleration from 80–120 km/h in the car's second-highest gear takes a mere 7.1 seconds, this ongoing surge of power then continuing all the way to the top speed of 250 km/h or 155 mph, where electronic speed control cuts in to set a limit.

Average fuel consumption under the EU standard is 9.9 litres of premium fuel for 100 kilometres – equal to 28.5 mpg Imp – that is a standard of fuel economy most impressive for a car of this class and performance.

This extremely efficient enhancement of power and performance on the road is attributable first and foremost to BMW's new system of direct gasoline injection. The benefits offered in this case result above all from the central position of the piezo-injector between the valves and in the immediate vicinity of the spark plug, where the innovative fuel injector opening to the outside is able to distribute fuel in particularly consistent conical arrangement throughout the combustion chamber. This ensures not only even more precise dosage of the fuel/air mixture, but also an appropriate cooling effect allowing a higher level of compression and thus optimising the entire combustion process in its all-round efficiency.

Yet a further advantage is that High Precision Injection is also suitable for lean-burn operation with particularly efficient dosage of the amount of gasoline in the fuel/air mixture. And thanks to the jet-guided combustion process introduced with High Precision Injection for the first time, the lean-burn mode can be maintained over a particularly wide range of combustion and engine running conditions.

No less than three engines applying this principle are featured in the new BMW 3 Series Convertible.

The two new straight-six power units with High Precision Injection are based on the 3.0-litre with its composite magnesium/aluminium crankcase. Maximum output of the new BMW 330i Convertible is 200 kW/272 hp, peak torque is 320 Newton-metres/236 lb-ft, accelerating the car to 100 km/h in 6.7 seconds and providing a top speed limited electronically to 250 km/h or 155 mph.

The exceptional efficiency of BMW's new direct fuel injection is confirmed by average fuel consumption under the EU standard of 8.1 litres/100 kilometres, equal to 34.9 mpg Imp.

The new BMW 325i Convertible comes with BMW's second straight-six 3.0-litre power unit developing maximum output of 160 kW/218 hp and peak torque of 270 Nm/199 lb-ft. Again, the car's performance is truly dynamic in every respect, with acceleration to 100 km/h in 7.6 seconds and a top speed of 245 km/h. A further particular forte of the new BMW 325i Convertible is average fuel consumption under the EU standard of 7.9 litres/100 kilometres or 35.8 mpg Imp.

### **A world premiere: four-cylinder with High Precision Injection.**

BMW is also introducing direct gasoline injection on its four-cylinder power units, with the new BMW 320i Convertible for the first time featuring a four-cylinder with High Precision Injection. This 2.0-litre develops maximum output of 125 kW/170 hp together with peak torque of 210 Nm or 155 lb-ft.

This superior power accelerates the new BMW 320i Convertible to 100 km/h in 9.1 seconds and gives the car a top speed of 228 km/h or 141 mph. Average fuel consumption in the EU test cycle of just 6.6 litres/100 kilometres (equal to 42.8 mpg Imp) clearly demonstrates the progress BMW has achieved also in the area of all-round fuel efficiency.

Apart from the electrical coolant pump operating only when required and the volume flow-controlled oil pump, brake energy regeneration and the automatic engine Start/Stop function also contribute to this superior efficiency. Intelligent alternator control concentrates the generation of electricity for the car's on-board network on the engine overrun and brake application phases, meaning that electric power for the network is generated only under these conditions. The automatic engine Start/Stop function, in turn, serves to switch off the engine when idling. This is done automatically as soon as the car comes to a standstill and the engine is then re-started once the driver presses down the clutch pedal.

As a result of all these improvements serving to maximise the car's efficiency, the new 2.0-litre four-cylinder offers an improvement in fuel economy of up to 20 per cent despite the increase in engine output and performance.

### **Supreme muscle: the 3.0-litre diesel in the BMW 3 Series Convertible.**

Right from the start, the new BMW 3 Series Convertible is available with BMW's 3.0-litre diesel combining an all-aluminium crankcase with the latest generation of common-rail fuel injection. A diesel particulates filter placed close to the engine serves furthermore to efficiently reduce exhaust emissions to a new, unprecedented level.

Maximum output of the 3.0-litre diesel in the new BMW 330d Convertible is 170 kW/231 hp, with peak torque of 500 Nm/369 lb-ft from 1,750–3,000 rpm. Acceleration of the diesel-powered version of BMW's new 3 Series Convertible to 100 km/h comes in 7.1 seconds, and the car's top speed is 245 km/h or 152 mph. Average fuel consumption to the EU standard, finally, is just 6.9 litres/100 kilometres, equal to 40.9 mpg Imp.

### **New automatic transmission with paddles on the steering wheel.**

The new BMW 3 Series Convertible comes as standard on all gasoline and diesel models with a six-speed manual gearbox. A six-speed automatic transmission now developed to an even higher level is however available as an option, offering the very best in motoring comfort and immediately following the driver's commands in dynamically converting superior engine power into supreme driving pleasure. Even more effective hydraulic control, an innovative torque converter, and management software enhanced to a significantly higher standard all interact to ensure a spontaneous reaction to even the slightest movement of the gas pedal with far quicker reaction and gearshift times. And should the driver wish to manually adjust the sporting character of the car's power transmission, all he has to do is shift gears by means of paddles on the steering wheel.

### **Modern suspension technology ensuring maximum precision.**

Standard drive on the new BMW 3 Series Convertible, with the engine at the front and the drive wheels at the rear, guarantees maximum agility, directional stability and safe handling at all speeds. With engine power being transmitted to the rear wheels, the rack-and-pinion steering with hydraulic power assistance remains free of drive forces at all times.

BMW Active Steering specially tailored to the BMW 3 Series Convertible is available as an option, varying the steering angle individually as a function of road speed. So the same movement of the steering wheel at lower speeds turns the steering transmission and the front wheels of the car further than at high speeds, enabling the driver to manoeuvre at low speeds with minimum effort and movements of the steering wheel, while keeping the car precisely on course at high speeds.

Featuring a double-joint tiebar spring-strut axle made largely of aluminium at the front and a five-arm axle at the rear, the BMW 3 Series Convertible comes with the currently most advanced and sophisticated suspension in its class. A further significant feature is the car's high-performance brake system, with BMW becoming the first carmaker in the world to fit its models with a continuous wear indicator providing permanent, ongoing information on the condition of the brake pads.

The 17-inch light-alloy rims featured as standard on the new BMW 3 Series Convertible come on 225/45R17 runflat tyres. As a further feature, the Tyre Defect Indicator permanently monitors air pressure and warns the driver as soon as air pressure in the tyres drops more than 30 per cent below the ideal level.

### **DSC with enhanced functions for superior safety and performance.**

The efficiency and practical benefits of the brake system are enhanced to an even higher level than before by DSC Dynamic Stability Control with its new, innovative functions: On the six-cylinder versions of the new Convertible, BMW's latest generation of DSC suspension control not only controls the ABS brake function and stability on slippery surfaces by intervening in the brakes and reducing engine power, but also sets off even the slightest fading effect at extremely high brake temperatures. A further function is regular Dry Braking for optimum brake power also in the wet, while Brake Pre-Loading ensures even quicker brake standby whenever required. And in conjunction with Active Steering, DSC Dynamic Stability Control is even able to build up an appropriate but discreet counter-steering effect when applying the brakes on surfaces with different frictional coefficients to give the car greater stability under such circumstances.



### **Intelligent and torsionally stiff: the bodyshell.**

The intelligent combination of innovative and proven materials, together with modern production technology, makes the bodyshell of the new BMW 3 Series Convertible particularly light but at the same time very sturdy and stable. Indeed, BMW's body development specialists have achieved particularly impressive results in optimising the torsional stiffness of the new open four-seater.

Carefully conceived arrangement and configuration of the car's load-bearing structures, crash boxes and deformation zones help to keep impact energy well away from the body in all kinds of collisions. Inside the passenger compartment, carefully interacting, centrally controlled restraint and impact-absorbing systems ensure superior safety for all the car's occupants. The frontal and head/thorax airbags, belt latch tensioners and belt force limiters are activated by sensor-controlled safety electronics as a function of the type of accident and its severity. The head/thorax airbag integrated on the outside of the seat backrests inflates in a collision from the side over a large area extending from the bottom of the backrest all the way to the upper edge of the headrests, ensuring effective safety and protection at upper body and head level regardless of the occupant's current seating position.

Superior safety in a rollover, in turn, is ensured not only by the extremely stable A-pillars and the frame around the windscreen, but also by a rollover sensor permanently monitoring vertical and horizontal movements of the car.

A central computer also serves in this case to evaluate driving data, moving up the rollbars behind the rear-seat headrests in the event of an impending rollover and at the same time activating the belt latch tensioners on the front seats as well as the head/thorax airbags.

### **Four seats, lots of space, lots of freedom: the interior.**

The new BMW 3 Series Convertible offers four occupants the supreme pleasure of motoring in the open air. The front seats are equipped with integrated belt systems, the centre console extending all the way to the back splits up the rear seat bench into two separate individual seats with generous headroom at the top. In comparison with the former model, the passengers at the rear enjoy 8 centimetres or 3.15" more shoulder room and 12 centimetres or 4.75" more elbow room.

Access to the rear seats is facilitated by the Comfort Entry function on the front seats, with the seat release lever positioned at exactly the right point at the top on the outside of the backrest.

Offering capacity of up to 350 litres or 12.3 cubic feet, the luggage compartment is also generous in every respect. And even with the roof open, the capacity available is still 210 litres or 7.4 cubic feet, quite sufficient for taking along large hard-shell suitcases or two golf bags.

Yet a further advantage is that the rear part of the passenger compartment may be used as an additional storage area: After tilting down the single-piece rear-seat backrest, the driver and his passengers have the benefit of a large, flat surface simply ideal for transporting even bulky objects without the risk of making the upholstery dirty, let alone causing any damage.

A feature quite unique for a convertible in this segment is the optional opening between the luggage compartment and the passenger compartment measuring approximately 40 centimetres or 16" in width. This provides ample space for taking along long objects such as skis, snowboards or golf bags loaded through from the luggage compartment to the rear of the passenger compartment. And obviously, this makes the new BMW 3 Series Convertible particularly well-suited for travelling with a friend and for handling all kinds of transport requirements in everyday motoring.

Indeed, this through-loading facility between the luggage compartment and the passenger compartment is also readily available for practical use when driving with passengers at the rear, an opening for through-loading in the middle of the rear backrest providing additional storage space also with four occupants in the car. And last but certainly not least, folding storage boxes in the inner door panels again provide substantial capacity for taking along all kinds of odds and ends, with the additional advantage of keeping your belongings out of sight from outside the car.

**Even clearer, even more intuitive: BMW iDrive with eight favourite buttons.**

The new BMW 3 Series Convertible comes with BMW's trendsetting iDrive control concept masterminding the Navigation, Climate Control, Entertainment and Communication functions. The driver first chooses his settings by means of the iDrive Controller on the centre console, the functions and options chosen then being presented on the Control Display. Eight favourite buttons for any functions the driver or passengers may prefer serve to further facilitate and streamline operation of the system. So pressing just one single button, the driver is able to retrieve features such as telephone numbers dialled frequently, a frequent destination or his favourite radio station.

### **Individual and exclusive equipment.**

Offering a wide range of safety and comfort equipment, the BMW 3 Series Convertible makes every trip a wonderful experience. And numerous customisation options give the purchaser of a BMW 3 Series Convertible the opportunity to turn this outstanding car into his – or her – very own personal, tailor-made model. Precisely this is why the new BMW 3 Series Convertible is available, over and above its series equipment, with a wide range of high-tech solutions enhancing the car's audio, navigation and telematics systems – solutions originally developed strictly for luxury performance cars.

Innovative control of the automatic air conditioning specifically tailored to comfort-oriented motoring in the BMW 3 Series Convertible is one of these examples: The automatic ventilation programs selected by way of the iDrive control system are supplemented by an additional mode, the "Convertible" mode, in addition to the three stages "Gentle", "Medium", and "Intensive". With this additional mode, the influence of the interior temperature sensor on ventilation control is intentionally reduced, temperature control and blower intensity being based primarily on the outside temperature and the degree of sunshine instead.

### **Sunshine without regrets: special leather reflecting infra-red radiation.**

One of the options particularly attractive in a convertible is a newly developed, special type of leather for the seat upholstery and interior trim: BMW is one of the first carmakers in the world to use a new process for treating leather surfaces referred to as SunReflective Technology. In this case modified colour pigments serve to reflect the infra-red radiation contained in sunlight, effectively preventing the overheating effect otherwise experienced particularly in perfect weather for open-air motoring. On dark interior colours, the difference in temperature provided by this new leather may be up to 20 °C, while with light colours the surface heating effect is much smaller, anyway, from the start.

A wind deflector developed especially for the new BMW 3 Series Convertible reduces air turbulence within the interior also at high speeds. This new wind deflector is fitted firmly in the rear by way of mounts provided as standard in the side panels and is then moved up into position. Since the rotary knob on the fastening mechanism moves the fastening anchors on both sides of the deflector, one single operation on either the driver's or front passenger's side is sufficient to fit the deflector firmly in position.

## 2. Description in Brief.



- Fourth generation of the open two-door model based on the BMW 3 Series, for the first time with a retracting lightweight steel hardtop, a three-piece roof construction opening and closing fully automatically, and the roof opening by remote control as a standard feature.
- Undiluted re-interpretation of the classic lines of the BMW 3 Series Convertible, dynamically stretched silhouette, low shoulder line accentuating the openness of the car, low and dynamic rear section.
- Seating position and length of the windscreen frame specifically designed and laid out to provide a unique experience of open-air motoring in the typical style of the BMW 3 Series Convertible, all-round visibility optimised with the car closed, visibility to the rear enlarged by 38 per cent, side windows 30 per cent larger, fully covered roof lining, designed and laid out for perfect qualities at high speeds.
- Weight-reduced, crash-optimised lightweight body, new benchmark for torsional stiffness in a BMW Convertible.
- Wide range of safety features with frontal, head/thorax airbags, belt latch tensioners, belt force limiters, sensor-controlled safety electronics including rollover protection with rollbars moving up automatically when required behind the rear seats.
- Exclusive interior design with sporting and elegant lines, driver-oriented cockpit, high-quality materials, automatic air conditioning tailored to the specific requirements of a convertible, leather upholstery with SunReflective Technology reducing high temperatures on the seats and armrests otherwise caused by sunglare, audio, TV, navigation and telecommunication aerials integrated invisibly into the car.
- Four full-size seats, single seats at the rear separated from one another by the centre console extending back into the rear-seat area, maximum luggage capacity 350 litres/12.3 cu ft (210 litres/7.4 cu ft with the roof open), unusually large variability of luggage space thanks to optional through-loading at the rear.

- New six- and four-cylinder power units, all gasoline engines with direct fuel injection, six-cylinder diesel available from the start upon model launch.
- New six-speed automatic transmission with enhanced gearshift dynamics, transmission connected almost directly to the engine and with optimised gearshift comfort for powerful acceleration and enhanced fuel economy.

- Engine variants:

BMW 335i Convertible: straight-six gasoline engine with Twin Turbo technology and direct fuel injection (High Precision Injection), 2,979 cc engine capacity, 225 kW/306 hp max output, 400 Nm/295 lb-ft max torque, acceleration 0–100 km/h in 5.8 sec, top speed 250 km/h (155 mph), average fuel consumption to the EU standard 9.9 litres/100 km (28.5 mpg Imp).

BMW 330i Convertible: straight-six gasoline engine with direct fuel injection, 2,996 cc engine capacity, 200 kW/272 hp max output, 320 Nm/236 lb-ft max torque, acceleration 0–100 km/h in 6.7 sec, top speed 250 km/h (155 mph), average fuel consumption to the EU standard 8.1 litres/100 km (34.9 mpg Imp).

BMW 325i Convertible: straight-six gasoline engine with direct fuel injection, 2,996 cc engine capacity, 160 kW/218 hp max output, 270 Nm/199 lb-ft max torque, acceleration 0–100 km/h in 7.6 sec, top speed 245 km/h (152 mph), average fuel consumption to the EU standard 7.9 litres/100 km (35.8 mpg Imp).

BMW 320i Convertible: straight-four gasoline engine with direct fuel injection, 1,995 cc engine capacity, 125 kW/170 hp max output, 210 Nm/155 lb-ft max torque, acceleration 0–100 km/h in 9.1 sec, top speed 228 km/h (141 mph), average fuel consumption to the EU standard 6.6 litres/100 km (42.8 mpg Imp).

BMW 330d Convertible: straight-six diesel engine with all-aluminium crankcase and latest-generation common rail fuel injection, 2,993 cc engine capacity, 170 kW/231 hp max output, 500 Nm/369 lb-ft max torque, acceleration 0–100 km/h in 7.1 sec, top speed 245 km/h (152 mph), average fuel consumption to the EU standard 6.9 litres/100 km (40.9 mpg Imp).

### 3. Concept: Comfort Enhanced, Character Retained.



- **Fourth edition of the Convertible based on the BMW 3 Series.**
- **Retractable hardtop providing a new ambience within the car and optimised noise comfort.**
- **Low shoulder-line and windscreen position guaranteeing a unique experience of motoring in the open air.**

Well-balanced proportions – precisely this gives the new BMW 3 Series Convertible its unique appearance with the roof both open and closed. Like all its predecessors, the car comes with an unmistakable silhouette proudly presenting all its beauty also with the retractable hardtop. Thanks to the space-saving accommodation of the three roof elements in the luggage compartment, the low shoulder-line so typical of a BMW 3 Series Convertible continues into an equally low and sleek rear section.

This impression of stretched dynamics is further enhanced by the short front body overhang, the long engine compartment lid, and the long wheelbase, all these features acting together to give BMW's open four-seater a fascinating, sporting touch.

This superior impression is enhanced to perfection by the exterior dimensions of the car: the new BMW 3 Series Convertible is 4.58 metres (180.3") long, 1.78 metres (70.1") wide, and 1.38 metres (54.3") high, making it in particular longer and lower than the BMW 3 Series Saloon. And the difference in looks versus the four-door model is by no means limited to the side-line of the car alone, since the new BMW 3 Series Convertible, like the 3 Series Coupé, also stands out through the consistently unique design of both the front and rear ends, the headlight units, the contours of the engine compartment lid and the kidney grille showing an even more individual, dynamic line.

The rear end is dominated by horizontal lines extending all the way to the structure of the rear-light clusters, highlighting the powerful impression of the car appearing to be crouching dynamically on the road.

The new 3 Series Convertible also stands out clearly from the closed two-door model, with signs of distinction borne out particularly on the roofline extending into the rear lid in a clear angle. A further significant difference is the stretched shape of the body determined by the horizontal course of the shoulder-line

and continuing all the way to the rear end. Looking at the car from behind, the beholder is therefore impressed by the particularly low and open character of the new Convertible: Looking over the rear lid to the front you will clearly see the screenwipers visible on virtually the same level.

**Extra freedom: that unique experience of motoring in the open air.**

This unmistakable look is further enhanced on the new BMW 3 Series Convertible by an equally unique driving experience: Lowering the retractable hardtop into the rear compartment, the driver and passengers will enjoy an incomparable atmosphere of motoring in the open air characterised in particular by the low shoulder-line, the seating position moved far to the rear and the short windscreen. The result, clearly, is a feeling of open freedom all round.

With the windscreen frame remaining at a generous distance from the heads of the front occupants, the sunhine and a pleasant breeze have full, unrestricted access to the interior. And despite the sporting, low seating position, the side panels also appear strikingly low, again letting in a smooth flow of fresh wind and offering unrestricted visibility when driving the new BMW 3 Series Convertible with the roof down.

This retains yet another classic feature of the BMW 3 Series Convertible, the fourth generation of BMW's open two-seater thus continuing the tradition that makes this model so unique. And now all these qualities in the car's design and driving experience come out with the comfort benefits of a retractable hardtop. Even more so, the new roof structure in lightweight steel actually underlines and emphasises the characteristic features so typical of the BMW 3 Series Convertible.

Within the roof compartment, the three roof elements folding on top of one another hardly take up any more space than a soft roof with all the quality features required of a BMW. And when closed, the retractable hardtop immediately offers all its functional benefits, unlimited year-round qualities being further enhanced by excellent noise control and much better all-round visibility thanks to the large windows.

Also in its design, the retractable hardtop serves to accentuate those specific features so typical of BMW, particularly when seen from the side with the emphasis on the slim roofline. A particular highlight is added here by the decorative trim on the side-frame starting at the A-pillar and stretching round both the front and rear side windows. At the C-pillar this trim line then turns the other way with that "Hofmeister kick" so typical of BMW, moving up the shaft cover on the side panel. Indeed, the characteristic "Hofmeister kick" is even visible with the roof open, coming out clearly in the contours of the rear side window.

### **A new dimension of dynamic performance and all-round efficiency.**

The retractable hardtop is perfectly suited for high and very high speeds, thus again accentuating another feature so typical of the new BMW 3 Series Convertible, combining elegance and driving comfort, on the one hand, with impressive dynamism, on the other. Indeed, this applies not only to the top-of-the-range BMW 335i Convertible developing 225 kW/306 hp from its 3.0-litre straight-six, but also to the other engine variants.

Supreme torsional stiffness and the most sophisticated, high-tech suspension in this segment make sure that the driver is able to enjoy all this engine power in terms of superior dynamism and performance on the road. And apart from its outstanding performance, the new BMW 3 Series Convertible also offers an unprecedented standard of all-round efficiency, with the open four-seater introducing no less than three new engines featuring High Precision Injection second-generation direct gasoline injection technology for a significant improvement of fuel economy also in everyday traffic.

Yet another outstanding example of Efficient Dynamics is the BMW 330d Convertible combining impressive muscle with supreme economy. This is indeed the first time that a BMW 3 Series Convertible is entering the market from the start with a diesel engine.

### **Convincing answers to growing demands.**

The demands made of a Convertible in the segment of the BMW 3 Series are constantly increasing – which is precisely why the fourth generation of the BMW 3 Series Convertible fulfils these many demands in a most convincing manner. Through its high standard of comfort and practical value, the new retractable hardtop meets all the growing demands of discerning customers in the premium segment. And at the same time BMW's open four-seater is able to demonstrate its qualities even more than before as exactly the right open-air car for everyday motoring throughout the year, with absolutely no restrictions.

The sports car character of the new BMW 3 Series Convertible, in turn, is borne out by powerful engines, elaborate suspension technology, and the unique body with its extreme torsional stiffness. But even when driving the new BMW 3 Series Convertible in a less dynamic style, the name of the game remains sheer driving pleasure – wherever possible with nothing but the sky above in a world of open beauty.



## 4. Design: Elegance and Dynamism in Perfect Harmony.



- **Absolutely unmistakable both open and closed.**
- **Clear BMW identity, quite different from the Coupé.**
- **Unmistakable convertible character even with the roof closed.**

The fourth generation of the BMW 3 Series Convertible is mature in every detail, well-balanced in all its proportions. The car's philosophy of sleek dynamics characterises its powerful and elegant look both outside and inside. And despite its technical similarity to the Saloon and Touring, the new BMW 3 Series Convertible is more unique in its looks than ever before, the long engine compartment lid and long wheelbase, the passenger cell moved far to the back and the short front body overhang giving the car a very dynamic, forward-pushing impression combined with flowing lines for supreme elegance. Accentuating all these highlights, the body also offers a particular touch of three-dimensionality, sportiness, elegance and lightness making the BMW 3 Series Convertible a unique synthesis of many qualities.

While the front end of the new Convertible is the same as on the BMW 3 Series Coupé, the specific look of an open car comes out very clearly at the side and at the rear, even with the roof closed. The silhouette of the new Convertible is characterised by the windscreen placed far ahead of the driver's and front passenger's heads, the low shoulder-line extending smoothly to the rear, and the slender roofline descending down to the rear end in a low angle.

A particularly important design feature is the chrome trim on both sides extending back from the A-pillars along the shoulder-line all around the car. With the roof open, this trim bar merges at the rear into the hardtop cover, thus defining the passenger cell as an attractive decal strip. And with the roof closed, it clearly marks the edge of the roof, again providing a clear distinction versus the Coupé.

### **Dual round headlights with integrated corona rings.**

The front end of the new BMW 3 Series Convertible reveals the sporting character of the car at very first sight, the headlights and low-slung BMW kidney grille visually moving the car's centre of gravity down to the road. At the sides, the headlights extend far into the front wheel arches, giving the contours of the car an even broader impression.

Acting together, these lines give the BMW 3 Series Convertible a particularly low, almost pouncing look from the front, creating a thrilling impression of the supreme power and performance about to explode.

As a sign of distinction typical of BMW, the re-interpreted BMW kidney grille gives the Convertible particular presence and quality. The longitudinal bars in the grille glistening in bright chrome stand out powerfully from the front end and are more upright than the surrounding sections. And through its three-dimensional kidney frame running on two separate levels and with a chrome surround, the grille stands out even more clearly than before.

The lines of the powerdome curved above the engine lead from the A-pillars all the way to the outer edges of the BMW kidney grille, while the engine compartment lid protrudes slightly over the low-slung dual round headlights, visually “cutting them off” at the top to create a particularly self-confident, concentrated look.

The new BMW 3 Series Convertible comes as standard with bi-xenon headlights featuring corona rings serving as daytime driving lights. An additional effect of these striking light rings is the clear look they give BMW’s new Convertible at all times, showing the beholder immediately that this is a genuine BMW.

### **The concept of sleek dynamics.**

The dynamic effect of the car’s lines come out particularly clearly in a side view of the BMW 3 Series Convertible. The long wheelbase and the low shoulder-line extending all the way to the rear characterise the sleek and stretched look of the car, while the voluminous and muscular wheel arches exude a touch of power and solidity. The entire body reveals a slight wedge shape extending from the front end of the engine compartment lid all the way to the rear panel. The sill and contour lines look tense and stretched, highlighting the concept of sleek dynamics so typical of the BMW 3 Series Convertible.

Apart from the car’s proportions, particularly the shoulder-, contour- and sill-lines determine the optical effect of the side view. The shoulder-line and the contour-line at the same level as the door handles extend all the way to the rear end of the car, space-saving accommodation of the three roof elements in the luggage compartment allowing the extension of the low shoulder-line typical of a BMW 3 Series Convertible into an equally low and sleek rear section. This quickly and directly guides the eye of the beholder along the entire length of the lines, neither shortening nor interrupting the flowing profile of the car.

The sill-line at the lower edge of the doors also continues into the front and rear air dams, again helping to give the new Convertible a particularly sleek and elongated look, although exterior length is only about six centimetres or 2¼ inches longer than on the Saloon.

On the roof two trim bars discreetly cover the functional elements of the roof mechanism, visually connecting the individual sections of the hardtop with one another.

Again, the harmonious flow of lines is not interrupted in any way on the roof, with all the aerials required for radio or TV reception as well as the navigation system fully integrated out of sight in the car itself.

### **Horizontal light rods for striking night design.**

The rear section of the Convertible is dominated by horizontal lines underlining the powerful look of the car also from this perspective. The reversing lights, in turn, appear to move the car's centre of gravity down even further, the lights integrated flush in the rear end of the car and in the sides being split up into two sections extending into the bootlid.

The character lines standing out so clearly at the side flow into the outer sections of the rear lights, LED-powered, horizontal light rods giving the night design of the car the same unmistakable look as the corona rings in the headlights.

The entire rear end is characterised by horizontal lines accentuating the wide track, the low and sporting look of the car, and its superior roadholding also from this perspective.

### **Exciting play of lines also within the interior.**

Generous, flowing lines also dominate the interior of the new BMW 3 Series Convertible. Horizontal lines around the dashboard, for example, ensure clear and straightforward orientation. The dashboard itself is slanted towards the driver at the top, while the controls for air conditioning, the audio and navigation units are also within perfect reach and sight from the front passenger's seat.

The side panel surfaces quite literally "swing" from front to rear, extending from the instrument panel all the way to the backrests on the two rear seats. This flow of lines attractively implements the design motif of stretched dynamics also within the car, the centre console likewise stretching in a dynamic, wave-like shape to the rear seat bench, connecting the rear with the front seats and, through the subdivision of the rear seat bench, giving the passengers at the rear supreme comfort at all times, the split in the middle of the seat bench offering the passengers at the rear superior comfort and style.

The form and function of the console are taken up and repeated by the storage compartment between the rear seats, the flow of surfaces on the centre console and side linings ensuring a light and dynamic touch within the interior.

**Individual style all the way.**

Light effects, colour schemes and the choice of materials create a unique atmosphere within the new BMW 3 Series Convertible, at the same time highlighting the car's individual style, dynamic character, and exclusive appeal.

Six new exterior colours are being introduced together with the BMW 3 Series Convertible, with a total range of 14 paintwork colours offering absolute freedom of choice. The upholstery, roof liner and other interior surfaces are also available with a wide range of different colours newly created and exclusive to the BMW 3 Series Convertible – and in some cases also to the BMW 3 Series Coupé. Bright colours within the interior highlight above all the elegant style of BMW's new two-door model, while the driver choosing a darker ambience can accentuate the sporting and dynamic character of his Convertible. So clearly, this particular range of individual colours and features makes the Convertible a truly and independent character within the BMW 3 Series.

## 5. The Retractable Hardtop: Greater Comfort, Solidity and Value.



- **Roof opening fully automatically within 22 seconds.**
- **Unique control and luggage compartment concept.**
- **Full roof lining, optimised all-round visibility.**

Elegant design, thrilling dynamics and supreme driving comfort – these are the features that make the new BMW 3 Series Convertible so unique. The new, retractable hardtop serves ideally to highlight and further support these features, offering a standard of comfort, solidity and value quite unique in this segment.

When closed, the roof forms part of the silhouette so typical of the BMW 3 Series Convertible. After being opened, in turn, the three roof elements come to rest so conveniently in the luggage compartment that the car retains its characteristic, low-slung line all the way to the rear end of this open four-seater.

The serene silence offered by the extra-strong lightweight steel construction also ideal for high and very high speeds is simply incomparable, helping to give the new BMW 3 Series Convertible a top position in terms of driving comfort. And the process of switching over to open-air motoring with nothing but the sky above is completed within seconds, the three-piece hardtop opening fully automatically under electrohydraulic power within just 22 seconds and taking only 23 seconds to come out of the luggage compartment and close again.

The exclusivity and premium quality of the hardtop is symbolised inside the car by the stylish roof lining. Outside, highly attractive roof trim bars in body colour accentuate this impression even further, discreetly covering the three joints in the roof.

The finely swinging roofline is also a genuine eye-catcher in the new BMW 3 Series Convertible, and the AM/FM aerials are integrated in the rear window of the retractable hardtop, their function being taken over when the roof is open by on-demand aerials in the rear side panels.

### **First-class control comfort.**

The opening and closing mechanism of the new hardtop also combines maximum comfort with uncompromising function. The three roof elements lift up fully automatically in a flowing motion, swivelling to the rear and coming to rest in compact arrangement, one above the other in the rear compartment. To take up the roof elements, the rear lid in the Convertible acting also as the luggage compartment lid moves up smoothly to the rear. Then, once the roof has opened – or closed – completely and the hardtop has been fastened in position, the lid on the luggage compartment once again opens the normal way.

The entire process of opening and closing the roof is driven by a central hydraulic unit integrated in a multi-function pan in the floor of the luggage compartment.

The switch for opening and closing the roof is housed in the centre console, with the further option to conveniently open the roof and windows by remote control from the key to the car. All the driver has to do in this case is keep the roof opening switch or, respectively, the remote control button pressed down during the entire opening process. He can naturally interrupt the process of opening the roof at any time simply by letting go of the button, then pressing the button on the remote control or in the centre console again to continue the process of closing the roof.

### **Remote control with Comfort Access.**

Enhanced remote control complete with a Comfort Access function is available as an option, serving to also close the roof from a distance. To avoid inadvertent activation of this closing function, the signal to close the roof is transmitted only over a distance of not more than four metres or 13 feet.

The Comfort Access function also serves to conveniently load and unload the luggage compartment with the roof open. To facilitate access to the storage area in this case, the open hardtop is moved to an interim position by means of the Comfort Access function, allowing easier removal of large and bulky objects such as a golf bag.

### **Making optimum use of the space available.**

The BMW 3 Series Convertible offers outstanding qualities also as a grand tourer, with the roof and luggage compartments separated from one another by a variable cover. As long as the roof is closed, the flexible storage concept provided in this way enables the driver to use also the roof compartment for his luggage and anything else he wishes to take along. For in this case the variable cover moves up electrically when required to enlarge the storage space available to a volume of no less than 350 litres or 12.3 cubic feet. This function for controlling the position of the cover is activated by a switch on the centre console of the car.

As soon as the cover has been lowered once again, the process of converting the new BMW 3 Series Convertible into an open car can start.

The luggage compartment lid comprises a Soft-Close function gently and automatically pulling down the lid after loading and unloading. And even with the roof open, ample capacity of 210 litres or 7.4 cubic feet still remains within the luggage compartment.

**Hardtop with enhanced all-round visibility.**

With its large windows and full lining inside, the closed roof offers optimum all-round visibility combined with a bright and exclusive ambience. Compared with the previous model, the rear side windows alone are 30 per cent larger than before, with visibility to the rear enlarged by an even more significant 38 per cent.

**Perfect in every kind of weather.**

Even poor or rapidly changing weather need not spoil your driving pleasure in the new BMW 3 Series Convertible, since the roof not only closes and opens quickly and conveniently, but also ensures a smooth flow of rainwater away from the car taken into account in developing the roof kinematics. In the interest of optimum water management, a water flow system has been integrated in the construction of the roof, serving to collect residual drops of water in small pans at the side while the roof is moving, any water accumulating in this way then being able to evaporate afterwards.

Again, this allows the driver and his passengers to enjoy the thrill of open-air motoring at any time, preventing even the slightest moisture from entering the interior or luggage compartment.

## 6. Drivetrain: Entering a new Age of Efficient Dynamics.



- **Top-of-the-range power unit: Twin Turbo straight-six developing 225 kW/306 hp.**
- **New four- and six-cylinders with High Precision Injection.**
- **Six-cylinder diesel available for the first time from the beginning.**

The design of the new BMW 3 Series Convertible is based on perfect harmony of elegance and dynamism, giving the car its truly unmistakable look.

The combination of muscle and refinement offered by the newly developed power units in BMW's open four-seater is just as unique, ensuring sporting driving qualities at all times. Indeed, the new BMW 3 Series Convertible is entering the market right from the start with a wide range of innovations in drive technology, several drive units making their world debut on the occasion. And all of the gasoline engines featured in the new BMW 3 Series Convertible come with BMW's new High Precision Injection second-generation direct fuel injection technology ensuring a significant reduction of fuel consumption also in everyday motoring.

The top model is the 3.0-litre straight-six with Twin Turbo technology already featured – and lauded – in the new BMW 3 Series Coupé. And for the first time the BMW 3 Series Convertible is entering the market right from the start with a six-cylinder diesel engine.

### **High-performance power unit with Twin Turbo technology.**

The most dynamic version of the new BMW 3 Series Convertible is powered by the world's first straight-six with Twin Turbo technology, High Precision Injection, and an all-aluminium crankcase. Displacing 3.0 litres, this unique power unit develops maximum output of 225 kW/306 hp and peak torque of 400 Nm/295 lb-ft, obviously guaranteeing truly outstanding driving dynamics in the BMW 335i Convertible. And combining turbocharging with direct gasoline injection, the top model in the range clearly offers a fascinating example of Efficient Dynamics. Added to this there are the characteristic qualities of BMW's straight-six power units experienced in practice as supreme refinement, fast-revving performance, and unique power.

The Twin Turbo power unit in the BMW 335i Convertible develops its muscle far more spontaneously than other engines with conventional turbocharger technology. Quite simply, this is because the use of two turbochargers each supplying three cylinders with compressed air overcomes the old "turbo lag"



virtually 100 per cent, the smaller turbochargers being able to build up pressure without the slightest delay thanks to their lower inertia. Peak torque of 400 Nm or 295 lb-ft is maintained consistently from 1,300–5,000 rpm, with the engine subsequently revving up powerfully all the way to 7,000 rpm.

On the road this kind of power and performance ensures a level of supremacy only far larger naturally-aspirated engines have been able to offer so far (and even then, only in rare cases). Acceleration to 100 km/h in the BMW 335i Convertible comes in just 5.8 seconds, acceleration from 80–120 km/h (50–75 mph) in second-highest gear takes an equally fast 7.1 seconds.

This surge of power continues smoothly all the way to 250 km/h or 155 mph, where the electronic limiter cuts in to control the speed of the car. Average fuel consumption under the EU standard is 9.9 litres of premium fuel per 100 kilometres, equal to 28.5 mpg Imp – certainly a modest figure for a car of this calibre and performance.

The extremely efficient enhancement of power and performance offered by the BMW 335i Convertible is attributable above all to the car's new direct gasoline injection: Developed by BMW, High Precision Injection allows a significant improvement of fuel economy without making any concessions in terms of the engine's dynamic qualities.

This progress is ensured in particular by the central position of the piezo-injector between the valves and in the immediate vicinity of the spark plug. In this position the innovative injector opening to the outside is able to distribute fuel in a particularly consistent and smooth conical pattern throughout the combustion chamber, ensuring not only more precise dosage of the fuel/air mixture, but also a better cooling effect for an even higher level of compression optimising the entire combustion process in its efficiency.

### **First direct gasoline injection with significant benefits in fuel economy.**

Featured in this high-performance power unit with Twin Turbo technology, direct gasoline injection serves to significantly increase engine power without consuming more fuel. A further point is that High Precision Injection is ideal for running in the lean-burn mode with particularly efficient dosage of the amount of gasoline in the fuel/air mixture. In this mode, various interacting layers of the fuel/air mixture are formed within the combustion chamber, the share of gasoline in the mixture dropping consistently at an increasing distance from the spark plug. A particularly rich and therefore ignitable layer of fuel and air is maintained only in the direct vicinity of the spark plug. And as soon as this mix ignites, the leaner layers further away from the spark plug will also burn in a smooth and clean process.

With the jet-guided combustion process being introduced for the first time in combination with High Precision Injection, the lean-burn mode may be maintained over a particularly wide range of engine operation, thus making an even greater contribution to the car's all-round economy and the reduction of exhaust emissions.

Now High Precision Injection from BMW is able to fulfil these expectations made of a direct gasoline injection engine also under everyday driving conditions, with no less than three new engines boasting this principle making their debut in the new BMW 3 Series Convertible. As a result, not only the driving experience in the open air, but also Efficient Dynamics in cutting-edge engine technology is entering a new dimension with BMW.

The new BMW 3 Series Convertible comes with a choice of no less than two straight-six power units with direct gasoline injection in the lean-burn mode. In both cases, the "basic" engine is BMW's 3.0-litre six-cylinder with a composite magnesium/aluminium crankcase. The lightweight structure ensured in this way, the high standard of smoothness and refinement, and dynamic development of power is therefore further supplemented by particularly efficient use of the energy available in the fuel consumed. Even in comparison with extremely efficient throttle-free VALVETRONIC load management featured in BMW's first generation of new engines instead of direct fuel injection, this new concept ensures yet another significant improvement of fuel economy.

The new 3.0-litre power unit with High Precision Injection comes in two performance stages: In the BMW 330i Convertible the engine develops maximum output of 200 kW/272 hp and peak torque of 320 Newton-metres or 236 lb-ft, providing acceleration from 0–100 km/h in just 6.7 seconds. Top speed, in turn, is limited electronically to 250 km/h or 155 mph. And the exceptional efficiency of BMW's new direct gasoline injection is clearly confirmed by fuel consumption under the EU standard of just 8.1 litres/100 kilometres (equal to 34.9 mpg Imp).

In the new BMW 325i Convertible, the second 3.0-litre straight-six develops maximum output of 160 kW/218 hp and peak torque of 270 Nm/199 lb-ft. Again, performance on the road is very dynamic, with acceleration to 100 km/h in 7.6 seconds and a top speed of 245 km/h or 152 mph. A further advantage of the BMW 325i Convertible is average fuel consumption in the EU cycle of 7.9 litres/100 kilometres, equal to 35.8 mpg Imp.

Both of these six-cylinder power units come with an electrical coolant pump cutting in only when required and a volume flow-controlled oil pump, the two units acting together to enhance engine efficiency to an even higher standard than usual.

**Premiere: four-cylinder with High Precision Injection.**

BMW is now introducing direct gasoline injection with the unique principle of jet-guided combustion also in the four-cylinder power units. Developed by BMW, High Precision Injection for the first time offers all the prerequisites for significantly reducing fuel consumption in everyday motoring also in a four-cylinder. And together with the newly developed four-cylinder, a number of other innovations serving to boost efficiency are now making their appearance in series production.

The first model to be powered by a four-cylinder with High Precision Injection is the new BMW 320i Convertible with a 2.0-litre developing maximum output of 125 kW/170 hp and peak torque of 210 Nm/155 lb-ft.

On this first representative of BMW's new generation of four-cylinders, direct gasoline injection via centrally arranged piezo-injectors is combined with infinite, fully automatic adjustment of the intake and outlet camshafts by way of double-VANOS and BMW's individually controlled DISA intake manifold.

This new power unit maintains the particularly fuel-efficient lean-burn mode up to an engine speed of 4,500 rpm. At 7,000 rpm, maximum engine speed is even higher than on the former power unit with external formation of the fuel/air mixture. Further highlights of this outstanding engine are balance shafts as well as an NO<sub>x</sub> storage catalyst ensuring superior qualities not only in performance and economy, but also in running smoothness and emission control.

The new BMW 320i Convertible accelerates to 100 km/h in 9.1 seconds and has a top speed of 228 km/h or 141 mph. Average fuel consumption in the EU test cycle of 6.6 litres/100 kilometres, equal to 42.8 mpg Imp, clearly demonstrates the progress made here in terms of all-round motoring efficiency: While the new four-cylinder shows an increase in output by 15 kW or 20 hp over the former engine, fuel consumption is down by up to 20 per cent.

Apart from the electrical coolant pump operating only when required as well as the oil pump controlled by the volume of oil flowing by, intelligent alternator control with Brake Energy Regeneration and the automatic engine Start/Stop function also contribute to this significant improvement. Brake Energy Regeneration concentrates the generation of electric power for the on-board network on engine overrun and brake application phases, thus providing more engine power for actual driving performance whenever the engine is actually pulling the car.

### **Automatic engine Start/Stop function: minimum fuel consumption at a standstill.**

A further important improvement in terms of fuel economy is deactivation of the engine when idling. This function cuts in automatically whenever the car comes to a standstill, merely requiring the driver when stopping at the traffic lights or in a traffic jam to move the gear selector lever to the ideal position and let go of the clutch pedal. This automatically switches off the engine, which is not activated again until the driver once again presses down the clutch. In this way the automatic engine Start/Stop function is able to significantly reduce the amount of fuel otherwise quite literally wasted when the car is at a standstill.

Fuel efficiency is obviously promoted in the BMW 3 Series Convertible also while driving: As soon as driving conditions allow the choice of a higher gear and low engine speeds in the interest of enhanced fuel economy, the new gearshift display will inform the driver of the ideal point for shifting gears. An arrow symbol coming on in the instrument panel will then provide a discreet but unmistakable signal urging the driver to shift up.

Yet a further feature is the magnetic clutch on the a/c compressor automatically disconnecting the compressor when the driver switches off the air conditioning and thus further reducing the drag force acting on the engine via the belt leading to the compressor.

### **Muscular: 3.0-litre diesel engine in the new BMW 3 Series Convertible.**

BMW has already clearly proven on the former model how attractive a modern diesel engine may be in a convertible. So now the 3.0-litre diesel with the latest generation of common-rail fuel injection is featured right from the start in the BMW 3 Series Convertible. Thanks to its high standard of refinement, this straight-six power unit is excellently suited for an open-air car, with superior muscle and economy naturally also being important qualities also appreciated by the aficionado of motoring in the open air.

With its sporting character, the 3.0-litre straight-six diesel offers ideal conditions for superior driving pleasure also in the new BMW 3 Series Convertible. The use of an all-aluminium crankcase alone reduces the weight of the engine versus its predecessor by approximately 20 kg or 44 lb, the reduction in load on the front axle ensured in this way clearly benefiting the Convertible's agility.

The diesel engine features a turbocharger using variable turbine geometry, the sporting diesel thus offering supreme muscle above all when overtaking.

The power unit of the new BMW 330d Convertible develops a substantial 170 kW/231 hp, with peak torque of 500 Nm/369 lb-ft maintained all the way from 1,750 to 3,000 rpm for acceleration to 100 km/h in 7.1 seconds. Acceleration from 80–120 km/h (50–75 mph) in second-highest gear also comes in 7.1 seconds, ensuring outstanding power and traction from this sporting diesel particularly when overtaking. Top speed of the new BMW 330d Convertible is 245 km/h or 152 mph, and average fuel consumption in the composite EU cycle is a mere 6.9 litres/100 km, equal to 40.9 mpg Imp.

Developing particular refined, muscular and light diesel engines, BMW has made a significant contribution to the growing popularity of this engine technology. Modern diesel engines of this calibre are highly attractive not only on account of their efficiency, but also because of their dynamic performance making them virtually ideal in all kinds of cars. Precisely this is why the new BMW 3 Series Convertible will be available at a later point in time with further diesel engines featuring both six- and four cylinders.



## 7. Automatic Transmission: Quick Response and Superior Precision for a Sporting Driving Experience.

- **Reaction and gearshift times up to 50 per cent shorter.**
- **Six speeds, direct activation of gears, superior efficiency.**
- **Paddles on the steering wheel for manual selection of gears.**

All gasoline and diesel versions of the new BMW 3 Series Convertible come as standard with a six-speed manual gearbox. Despite the wide range of transmission ratios between the highest and lowest gear, close gear increments provide a smooth and direct shift from one gear to another, picking up gears at exactly the right engine speed. This guarantees spontaneous and ongoing acceleration as well as optimum fuel economy even at high speeds. And the smooth, precise gearshift facilitates a quick change of gears for particularly dynamic acceleration at all times.

As an option, the new BMW 3 Series Convertible is available with a new generation of six-speed automatic transmissions not only meeting the highest demands in terms of motoring comfort more convincingly than ever before, but also offering dynamic transition of engine power into sheer driving pleasure. The hydraulic system enhanced to an even higher level, an innovative torque converter complete with an integrated torsion damper, and significantly more efficient management software ensure not only an even more spontaneous response to even the slightest movement of the gas pedal, but also an extremely fast shift to the optimum gear in all cases. Indeed, reaction times of the automatic transmission on the new BMW 3 Series Convertible are about 40 per cent shorter than on a conventional car with automatic transmission, with the actual shift time being almost halved.

Shifting back more than one gear is also very quick, not taking up any additional time thanks to direct selection of the target gear. And last but not least, the converter clutch remaining closed most of the time adds to the impression of particularly dynamic power through its direct link to the engine.

### **Dynamic transmission of engine power.**

A new version of BMW's six-speed automatic transmission enhances the driver's sporting and active style of motoring in a truly unique manner, elaborate electronic control permanently monitoring the position of the gas pedal.

The control system also registers the intensity with which the driver is pressing down the gas pedal, determining the level of acceleration desired. And retrieving data on road speed, engine speed and the steering angle, the control unit also determines current driving conditions with absolute precision, even considering whether the car is currently driving uphill or downhill.

Taking this wide range of criteria into account, the electronic control unit with its particularly efficient software determines which gear is ideal under current conditions in order to fulfil the driver's requirements.

To show what these requirements are and specify his exact wishes, all the driver has to do is move his foot on the gas pedal. When cruising with the same level of consistent pressure on the gas pedal at all times, the transmission always chooses the highest possible gear keeping the BMW 3 Series Convertible in its most fuel-efficient mode. But at the same time the automatic transmission is able whenever required to respond quickly and precisely to new demands, regardless of whether the driver wishes to accelerate more smoothly and gently or in sporting and dynamic style.

The automatic transmission chooses the optimum gear directly, depending on the driver's wishes and current driving conditions. This direct gear selection process helps the automatic transmission offer its unique smoothness and precision made possible by the enhanced hydraulic system.

With the new automatic transmission directly activating the clutch required in each case, there is no time-consuming search for the most suitable gear possibly frustrating the driver. On the contrary: the transmission will have determined the optimum gear even before the driver has let go of the gas pedal.

### **Reaction time down to 100 milliseconds.**

The exceptional speed of the automatic transmission comes out most clearly in very dynamic driving situations defined by BMW's development engineers as a kick-down signal in sixth gear at a speed of 70 km/h or 50 mph. Obviously, the driver's command in this situation is to accelerate with maximum power – and the new automatic transmission immediately provides the right input and conditions for such performance, with reaction time of just 100 milliseconds.

During this instantaneous reaction time, the automatic transmission sends a positive power signal to the engine, which immediately increases its engine speed from approximately 1,400 to more than 5,000 rpm, while automatic transmission shifts from sixth to second gear in a process now twice as fast as with a conventional automatic transmission.

The bottom line is that the new BMW 3 Series Convertible now switches from a comfortable cruising mode to powerful acceleration in less than one second.

### **Direct connection to the engine.**

The new six-speed automatic transmission in the BMW 3 Series Convertible offers an unusually dynamic driving experience also through its direct link to the engine bringing out the power and muscle of the engine even more clearly and convincingly.

In order to achieve this benefit, the engine and automatic transmission are connected to one another more closely than ever before not only through their electronically networked control, but also through the mechanical connection linking the two units.

Another factor contributing to this supreme agility on the road is the new torque converter technology avoiding unnecessary slip and the resulting loss of power in virtually all driving situations.

The converter clutch is closed immediately after setting off, establishing a direct link to the engine without the slightest delay and thus creating the same impression and sensation as when conveying power through a manual gearbox. The concept for setting off engine vibrations, above all torsional vibrations, required in such a case differs from one type of engine to the other: The gasoline engine versions of the new Convertible feature a turbine torsion damper providing a harmonious connection between the engine and the power train. The diesel engine in the BMW 330d Convertible, in turn, incorporates a double-damper converter tailored to the specific characteristics of the diesel power unit.

### **Less slip, greater precision, enhanced fuel economy.**

Apart from the improvement of driving dynamics, all these innovations also serve to enhance the efficiency of the drive system as a whole.

Rapid gearshifts also when shifting up, direct selection of gears and the converter clutch operating largely without any slip ensure advantages in fuel economy quite significant also in everyday traffic. And with its compact and light construction combined with an appropriate reduction in weight, the six-speed automatic transmission fulfils yet another requirement for Efficient Dynamics.

The new automatic transmission thus offers gearshift and response times even an experienced driver will hardly be able to match with a manual gearbox. Still, the fact remains that particularly the sporting and ambitious motorist wants to shift gears manually at least from time to time – and precisely that is also possible in the new BMW 3 Series Convertible.



**Always ready to go: gearshift paddles on the steering wheel.**

Whenever the driver wishes to enhance the sporting character of power transmission in his car through his own personal commands, all he has to do in the new 3 Series Convertible is select gears by means of the shift paddles on the steering wheel. These paddles allow a particularly active style of motoring, with the driver selecting gears by hand in a sequential process. The manual gearshift function provided in this way is extremely spontaneous, since the paddles may be activated directly at any time as long as the gear selector lever is in position D.

The arrangement of the shift paddles on the steering wheel also helps to enhance driving safety, with the driver being able to leave both hands on the steering wheel even when shifting gears manually. This, in turn, allows him to concentrate on the traffic around him, precisely determining the direction the car is following as well as the optimum choice of gears all at the same time.

## 8. Chassis and Suspension: Where Power becomes Performance.



- **Most advanced suspension in the entire segment.**
- **DSC with enhanced functions.**
- **High-performance brake system with ongoing wear display.**

The elegant look of the new BMW 3 Series Convertible is obvious at first sight, the car's incomparable open-air driving experience becoming just as clear as soon as the retractable hardtop is lowered into the rear compartment.

Another feature which makes the new BMW 3 Series Convertible equally unique and quite different from other open four-seaters is the car's qualities in terms of driving dynamics. First of all, the fascinating, very sporting character of the new Convertible comes from the powerful engines. But the second and equally important factor is the chassis and suspension developed with outstanding know-how and carefully set up for maximum performance and dynamic behaviour. As a result, the new BMW 3 Series Convertible is perfectly equipped not only for all seasons and weather conditions, but also for the most varied dynamic challenges and driving requirements. And the car always offers a particularly intense experience of its agility, since the new BMW 3 Series Convertible not only comes with a significantly enhanced dynamic driving potential, but also with the most sophisticated, cutting-edge suspension control and assistance systems providing clearly defined precautions for situations in which a conventional car would reach the limits to driving physics. In other words, the new BMW 3 Series Convertible offers superior safety at all speeds.

### **The most advanced suspension in this segment.**

Rear-wheel drive and weight distribution of almost 50 : 50 front-to-rear create ideal conditions for optimum driving dynamics. This superiority is further enhanced by the chassis and suspension of the new BMW 3 Series Convertible, which is among the technically most demanding and sophisticated in its class, by the highly efficient high-performance brake system, and by the latest generation of DSC Dynamic Stability Control.

Featuring a double-joint tiebar, spring-strut axle at the front made largely of aluminium and with a five-arm rear axle, the new BMW 3 Series Convertible boasts the currently most modern suspension in its class. Appropriate reinforcements on the floor of the car ensure optimum stiffness, and the low centre of gravity and dampers carefully geared to the new BMW 3 Series Convertible serve to enhance the dynamic driving qualities of BMW's new two-seater to an even higher standard.

### **Active Steering for even greater precision and comfort.**

Standard drive with the engine at the front and the drive wheels at the rear ensures maximum agility, directional stability, and safe handling at all times. With engine power being conveyed to the rear wheels, the rack-and-pinion steering featuring hydraulic power assistance is unmarred by drive forces of any kind.

BMW Active Steering tailored specifically to the 3 Series Convertible is available as an option, varying the steering angle as a function of drive speed. The same movement of the steering wheel in each case translates into larger movement of the car's front wheels at low speeds on the road than at high speeds. So depending on the situation, the driver is able to manoeuvre the car with minimum effort, for example, when parking, but keep precisely on course at high speeds, for example on the Autobahn.

### **Featured as standard: high-performance brakes, Tyre Defect Indicator.**

The BMW 3 Series Convertible comes as standard with a high-performance brake system, the extra-large brake discs requiring the use of 17-inch wheels.

The particular fortes of this brake system are powerful deceleration, superior resistance to fading, and low wear reduced to a minimum. At the same time BMW is the first carmaker in the world to fit its cars with a continuous, ongoing wear indicator providing permanent information of the brake pads.

The 17-inch light-alloy rims featured as standard on the BMW 3 Series Convertible run on 225/45R17 tyres offering appropriate runflat qualities: Even when completely empty with absolutely no air inside, the tyres enable the driver to continue for up to 250 kilometres or 155 miles. And the Tyre Defect Indicator monitors air pressure all the time, warning the driver as soon as the pressure level drops more than 30 per cent below the prescribed figure.

### **DSC with enhanced functions for extra safety and dynamic performance.**

The superior efficiency of this brake system is further enhanced by the innovative functions of BMW's DSC Dynamic Stability Control. On the six-cylinder versions of the new Convertible, the latest generation of DSC not only masterminds ABS control of the brakes and the stability of the car on slippery surfaces by intervening in the brakes or reducing engine power, but also sets off any decrease in brake power under extremely high brake temperatures (Fading Compensation).

A further important feature is regular Dry Braking ensuring optimum brake power also in the wet. Pre-loading the brakes, in turn, enhances brake standby whenever appropriate. And should the driver require particularly effective deceleration with maximum stopping power, DBC Dynamic Brake Control maximises brake pressure accordingly.

CBC Cornering Brake Control prevents the car from oversteering when applying the brakes lightly in a bend, and in conjunction with Active Steering DSC is able to generate an appropriate but discreet countersteering effect when braking on surfaces with varying frictional coefficients, thus providing extra stability whenever required.

On loose surfaces and rough ground, ASC Automatic Stability Control integrated in the car's suspension ensures optimum traction at all times. DTC Dynamic Traction Control, in turn, increases the response threshold for the brakes intervening in the DSC mode, allowing the driver to set off with the drive wheels intentionally spinning slightly, for example on loose snow.

The DTC function also allows a particularly dynamic and active style of motoring, providing a somewhat higher level of slip on the drive wheels and thus enabling the driver to take bends in a controlled drift. And last but not least, the driver is also able to deactivate DSC completely whenever he wishes on the new BMW 3 Series Convertible.

### **Ongoing indication of brake pad wear.**

BMW is the first carmaker in the world to fit its cars with ongoing indication of brake pad wear, providing reliable information on the condition of the brake pads at all times. Hence, the new BMW 3 Series Convertible features sensors permanently monitoring the condition of the pads, taking the data provided in this way to calculate the mileage remaining until the pads have to be replaced and presenting this information to the driver in the Cockpit Display. This makes it much easier for the driver to ensure optimum brake power at all times, at the same time avoiding any unnecessary service or maintenance.

### **Cruise control with brake function and ACC.**

Cruise control available as an option in two variants ensures additional comfort for relaxed motoring in the new BMW 3 Series Convertible. In both cases the functions of these systems go beyond the usual features of conventional cruise control.

Cruise control with a brake function serves to keep the speed of the car set in advance consistent when driving downhill – so should the driver choose a certain speed via the control lever below the current speed of the car, the

system will apply the brakes to reduce road speed to the figure chosen. On models with a manual gearbox the driver is even able to shift gears without deactivating this function.

Using the control lever, the driver is also able to change his desired speed without pressing down the gas or brake pedal. All he has to do is move the control lever to the front for a slightly extended period in order to accelerate within predetermined limits. And he can reduce his speed, again step-by-step in predetermined limits, by simply pulling the lever back.

ACC Active Cruise Control offers the driver an even wider range of convenient functions: This sophisticated system features automatic distance control as an additional function, enabling the driver to comfortably cruise along on the motorway or on a country road, choosing four distance levels from the vehicle ahead.

Should the distance chosen by the driver no longer be maintained, with his car coming too close to the vehicle ahead, ACC will smoothly adjust the speed of the BMW 3 Series Convertible to current traffic conditions. And then, once the road ahead is free again, the system will increase the speed of the car to the level originally set.

This highly convenient function ensures relaxed cruising in the new BMW 3 Series Convertible at all times and with superior comfort. And it almost goes without saying that even with ACC activated, the driver is able to control the speed of his car at any time simply by accelerating or applying the brakes.



## 9. Body and Safety: Greater Torsional Stiffness and Safety than any other Convertible before.

- **Optimised weight through an intelligent mix of materials.**
- **Load-bearing structure minimising torsional forces.**
- **Complete occupant protection including rollover sensors.**

The particular driving comfort offered by the BMW 3 Series Convertible is enhanced by the car's very strong and stable bodysell offering the highest possible level of safety and occupant protection in every situation. The intelligent combination of innovative and proven materials, together with modern production technologies, gives the BMW 3 Series Convertible excellent body stability all round. BMW's development engineers have indeed achieved particularly impressive results in optimising the torsional stability of this open four-seater, the BMW 3 Series Convertible offering the highest level of torsional stiffness ever achieved by a BMW Convertible in the long history of the Company.

The concept of the car's body also ensures harmonious distribution of weight benefiting the agility of the 3 Series Convertible. Unladen weight is approximately 200 kg or 442 lb above the weight of the BMW 3 Series Coupé. The additional support and reinforcement elements in the floorpan of the car indispensable on an open-air model, together with the extra weight of the electric motors and hydraulic elements opening and closing the retractable hardtop, are the reasons for this increase in weight.

By contrast, the innovative plastic side panels ensure a new standard of weight optimisation around the front end of the car highly beneficial to driving dynamics, with the weight of the new side panels down by 50 per cent compared with steel components of the same kind and with the same dimensions.

A further improvement in this context is the simpler and much more straightforward production process: Unlike plastic components in the past, the new side panels need not be painted separately and fitted on the body afterwards. Instead, they are able to go through the normal painting process together with the entire body-in-white.

Thanks to their high resistance to even extreme temperatures as well as their optimised elongation and uptake of moisture, the ready-painted side panels also look exactly like conventional steel components. A further quality which has already proven its benefits for the customer in the development

of reversible bumpers is that the plastic side panels are largely resistant to minor damage, returning to their original shape after slight deformation. In practice, this means that collisions at very low speeds hardly leave any lasting traces.

### **Reinforcement by means of multi-phase steel.**

Apart from the use of new materials, the excellent torsional stiffness of the new BMW 3 Series Convertible is a result of the car's carefully designed and modified configuration of reinforcement elements. The support element on the bulkhead, for example, is made of innovative, particularly effective multi-phase steel, while the effects of an impact from the rear are minimised by longitudinal support arms, additional reinforcements as well as the sturdy design and configuration of the floorpan in the luggage compartment, the rear panels and side walls. And to improve the overall stiffness of the car, the sills have been lowered by 10 millimetres or 0.39" at the front and 6.5 millimetres or 0.26" at the rear.

The forces acting on the car in a collision from the side are diverted to the opposite side of the vehicle by the reinforced floorpan. The side-sills are made of steel profile bars with flexible geometry referred to by the specialist as tailored rolled blanks. In conjunction with the doors, the seat structures and instrument panel, these special metal components ensure maximum stability between the A-pillars.

Impact forces acting on the BMW 3 Series Convertible are furthermore absorbed dynamically by predefined deformation zones giving in at exactly defined points and converting impact energy into deformation.

In all, the body concept of the BMW 3 Series Convertible is carefully designed to keep all forces acting on the vehicle away from the passenger cell, effectively minimising the possible consequences of an accident right from the start.

### **Head/thorax airbags integrated in the seats.**

Inside the passenger compartment, carefully coordinated and centrally controlled restraint and cushioning systems ensure a high standard of individual occupant safety. The frontal and head/thorax airbags, belt latch tensioners and belt force limiters are activated by sensor-controlled electronic safety systems as a function of the type and severity of a collision. The head/thorax airbags are integrated in the outer sides of the seat backrests, inflating over a large area in the event of a collision from the side and thus extending from the bottom of the backrests all the way to the upper edge of the headrests. This gives the car's occupants optimum protection at upper body and head level, regardless of their individual seating position.

### **Rollover sensors.**

Rollover sensors permanently monitoring vertical and horizontal movements of the car are further important sensor-controlled electronic safety features in the BMW 3 Series Convertible. And a central computer evaluates data on current driving conditions to enhance this safety system to an even higher standard, the electronic safety units activating the rollbars whenever the roof is open and the risk of a rollover is detected, the rollbars thus moving up behind the rear headrests for extra safety.

Further safety features activated in such a case are the belt latch tensioners on the front seats as well as the head/thorax airbags. And to provide yet another precaution for the event of a rollover, the stability of the A-pillars and the windscreen frame has been further improved to an even higher standard.



## 10. Interior and Equipment: Greater Driving Pleasure per Kilometre.



- **High-quality finish, attractive range of standard equipment.**
- **Large, flexible storage capacity.**
- **Wide range of customisation options.**

The driving experience in the new BMW 3 Series Convertible is characterised and borne out in particular by the retractable hardtop. But even with the roof closed, lots of light is able to flow into the interior, ensuring exceptionally good all-round visibility, especially in conjunction with the large windows.

A further feature is the all-round roof lining like in a coupé cleverly covering the mechanical elements on the retractable hardtop. And at the same time the unique, sporting but elegant design of the interior, together with exclusive materials, creates an unprecedented ambience never seen before.

Striking features in comparison with the former model are the significant increase in interior width, the improvement of storage options particularly in an open car, and the significant increase in storage space.

The driver sitting in the new BMW 3 Series Convertible enjoys a sporting, deep and ergonomically refined seating position. And despite the low roofline, headroom is more than generous also on the other seats in this outstanding four-seater.

In its high standard of comfort, the interior of the BMW 3 Series Convertible offers all the amenities of a coupé, plus first-class finish and a wide range of details and special features emphasising the particular status of this two-door model. Beautifully grained plastic surfaces, painted trim bars optionally available also in wood or brushed aluminium, as well as softly padded armrests in the door linings and on the centre console bring out all the exclusivity of the car in terms of both looks and surface touch. And the wide range of upholstery, interior colours and trim variants available as standard, as well as numerous attractive options and special items of equipment, gives the customer absolute freedom of choice in configuring his very own, personal car.

The optional Interior Lights Package offers an attractive possibility to highlight the exclusive character of this very special Convertible. Even with the car in "basic" trim, indirect illumination within the interior ensures a particularly exclusive atmosphere. The additional Lights Package, in turn, intensifies this impression in particular style and beauty.

The fundamental element in the Interior Lights Package is a trim bar extending along the door lining and the side wall covers at the rear in a gentle curve throughout the entire length of the interior. Spotlights integrated in the lower edge of this bar point gentle light beams down into the passenger compartment, thus providing discreet illumination of the interior.

### **Chrome surfaces in Pearl Grey.**

The instrument cover is finished in high-quality, sophisticated grain padding available in both Black and Grey as well as Savanna Beige. Air vents and retractable cupholders are integrated in the area around the trim bars, and there are now also cupholders for the passengers at the rear integrated in the rear console together with an additional storage compartment and ashtray. The door openers and grab bars as well as the bracket on the gearshift lever and the air grille adjuster, together with the trim brackets in the leather sports steering wheel featured as standard, all come with a sophisticated Pearl Grey chrome surface specially developed for the new BMW 3 Series Convertible and the BMW 3 Series Coupé. The same Pearl Grey chrome also comes on the surround encompassing the Start/Stop button, with the driver only having to press the button on both the gasoline and diesel models in order to activate the starting process.

### **Driver-oriented cockpit.**

The instrument panel is carefully structured, with horizontal lines ensuring precise and clear orientation. At the top the instrument panel is inclined towards the driver, while the controls and switches for the air conditioning, the audio and navigation unit are within perfect reach and visibility also from the front passenger's seat.

The main eye-catcher in the instrument panel is of course the large combination of round displays for road and engine speeds extending up to 280 km/h or 180 mph at 8,000 rpm on the six-cylinder gasoline engine versions and 260 km/h or 160 mph and maximum engine speed of 7,500 rpm on the other models.

The gasoline models also come with an oil temperature gauge positioned beneath the rev counter, while the 330d Convertible features a fuel consumption gauge at the same point.

### **Generous space and ambience also at the rear.**

Extending all the way to the rear seats, the centre console subdivides the bench at the rear into two separate seats on each side. In comparison with the former model, shoulder room for the passengers at the rear is up by 8 cm or 3.15", with an increase in elbow room by 12 cm or 4.72".

Access to the two seats at the rear is facilitated by the Comfort Entry function on the front seats with the seat release lever fitted in perfect ergonomic arrangement at the top on the outside of the seat backrest. Both rear seats furthermore come as standard with ISOFIX fastening units to safely fit child seats in position.

**Versatile storage space: highly practical in everyday use and when travelling.**

Providing capacity of up to 350 litres or 12.3 cu ft, the luggage compartment is also very generous. And even with the roof open, storage capacity remains ample at 210 litres or 7.4 cubic feet, providing sufficient space for large hard-shell suitcases or up to two golf bags. This is further enhanced by the additional storage space provided at the rear of the Convertible.

After folding down the single-piece rear seat backrest, the driver and his passengers are able to place even bulky objects on a flat surface behind the front seats, without the risk of contaminating, let alone damaging, the upholstery.

A feature quite unique in a convertible of this kind is the optional opening about 40 centimetres or 16" wide connecting the luggage compartment with the passenger area. This allows easy and convenient accommodation of long objects such as skis, snowboards or golf bags loaded from the luggage compartment into the rear passenger area. When travelling with just the driver and one passenger at the front, and when required to tackle many a requirement in everyday transport, the new BMW 3 Series Convertible therefore has everything it takes.

But even when using all four seats, the driver and passengers may still benefit from the connection between the luggage and passenger compartments, a folding opening in the middle of the rear-seat backrest again providing additional storage space.

Ski or transport bag modules are also available as further options, fitting on to the car easily and conveniently and coming off in the same easy process.

Folding storage boxes in the inner door linings also offer ample capacity, together with other amenities such as a specially designed box for the driver's or passenger's sunglasses. And with the side pockets folding in and out, the driver and passengers can take along their belongings appropriately kept out of sight in due privacy.

As an option, the new BMW 3 Series Convertible is also available with a trailer towbar folding in beneath the floor of the car when not required. Then, to fold the swivelling towbar out again, all the driver has to do is press a button in the side of the luggage compartment.

### **Adaptive Headlights and Bending Lights.**

The new BMW 3 Series Convertible is also available as an option with BMW's Adaptive Headlights clearly illuminating the road ahead also on curved, winding roads. Swivelling from one side to another, the headlights follow the steering as well as the yaw rate and road speed of the car.

As a further additional function, the new BMW 3 Series Convertible is also available with a combination of Adaptive Headlights and Bending Lights, the latter being activated at speeds of less than 40 km/h or 25 mph whenever the driver operates the direction indicators or the system registers a particularly sharp angle on the steering. The Bending Lights ensure optimum illumination of the road when manoeuvring and on very tight serpentine routes.

### **Audio, navigation, telematics: high-tech of luxury performance standard.**

The new BMW 3 Series Convertible is available as an option with high-tech solutions particularly for various audio, navigation and telematics functions – solutions originally developed for the luxury performance class and now being integrated in this segment. Clearly, this once again underlines the exclusive character of this open four-seater.

Comfort Access available as an option enables the driver to start the engine of his – or her – new BMW 3 Series Convertible without even taking the key out of his pocket. Instead, the ID sensor integrated in the key transmitter is recognised by the car as the driver walks up to his vehicle. This automatically opens the doors and prepares the engine for starting, so that all the driver has to do is press the Start/Stop button.

### **BMW iDrive control with eight favourite buttons.**

To control the navigation, air conditioning, entertainment and communication functions, the new BMW 3 Series Convertible comes as standard with the trendsetting BMW iDrive control concept. Operating the iDrive Controller on the centre console, the driver sets the appropriate comfort and communication functions, which are then shown, together with the adjustment options, on the Control Display. This new, dazzle-free monitor automatically adjusting in brightness to ambient light conditions is positioned perfectly within the dashboard, enabling the driver to read the information presented at any time without even turning his head and only briefly taking his eyes off the road.

Eight freely available favourite buttons serve to facilitate operation of the car and provide even greater comfort and convenience. Pressing the buttons just one single time, the driver is able to retrieve telephone numbers dialled particularly often, a regular destination, or a preferred radio station. The eight favourite buttons come furthermore with innovative sensors available exclusively in conjunction with the BMW iDrive control system. This means that even when just touching the buttons without exerting any particular pressure, the function chosen is presented on the display above, thus ruling out any confusion of favourite buttons right from the start.

The iDrive Control Display also presents information sent to the car by the BMW Assist support system. Offering an Emergency Call function, BMW Breakdown Aid, the BMW Info system, the V-Info plus traffic information system, as well as the mobility-based BMW Enquiry Service, BMW Assist provides a unique range of functions and benefits. Information on hotels, restaurants and even local cinema programmes is particularly practical when travelling. And as a further benefit, BMW Assist also enables the driver to make an appointment for service or maintenance of his car with his BMW Dealer.

The Emergency Call function is one of the automated telematics services: As soon as an airbag is activated, BMW Assist immediately establishes a connection to the driver's service provider, transmitting the current location of the car determined by the GPS navigation system with the help of the short messaging service in order to call for support and rescue services as quickly as possible. The Emergency Call function may also be activated manually by a button.

Wherever the driver activates the BMW Breakdown Service or a service call by way of BMW Assist, any defect data possibly already registered is transmitted to the BMW Dealer, the system then setting up a telephone line to the dealership. The V-Info plus traffic information system, in turn, helps to minimise stress and traffic congestion when travelling in the BMW 3 Series Convertible by regularly checking out the latest traffic information immediately processed by the car's navigation system and taken into consideration in choosing the best route and guiding the driver around traffic jams and congestion in good time.

### **Special climate comfort functions in the BMW 3 Series Convertible.**

The BMW 3 Series Convertible features its own special automatic air conditioning taking particular requirements when driving in the open air into account: The automatic ventilation programmes activated via the iDrive control system are supplemented by a further operating mode, the special

“Convertible” mode for driving with the roof down in addition to the usual Gentle, Medium and Intensive modes. In this case input from the interior temperature sensor is restricted to the ventilation control function alone, with temperature control and the blower level being adjusted to the exterior temperature and the degree of sunshine. A further point is that the amount of air fed into the passenger compartment is controlled as a function of road speed, with Automatic Air Recirculation (AAR) being automatically deactivated at road speeds of more than 70 km/h or 50 mph. Yet a fourth improvement is the optimised distribution of air in the heating mode in order to maintain the same consistent temperature within the Convertible at all times.

The new Convertible mode with automatic air conditioning operates only when the roof is open. So once the retractable hardtop is moved back over the passenger compartment, climate control will return to the former programme activated last when the car was closed. Then, when opening the roof again, the Convertible mode is re-activated.

#### **Practical and convenient: the new wind deflector.**

To control not only the air conditioning, but also the flow of fresh air when driving with the roof down even better than before, the new BMW 3 Series Convertible comes as standard with a specially developed wind deflector reducing air swirl within the passenger compartment also at high speeds.

The new wind deflector can be fastened in position on mounts in the side panels by one single person and subsequently moved up for full protection. And since the rotary knob serving to fasten the deflector operates the anchors on both sides, only one single operation is required either on the driver's or passenger's side of the car.

A new feature is the moving lower section of the wind deflector allowing the lower section of the deflector normally covering the rear seats to be swivelled up if necessary, for example to stow away luggage and all kinds of odds and ends on the rear seats. This also protects such luggage from wind and weather beneath the wind deflector when driving with the roof down.

#### **Leather upholstery with SunReflective technology.**

Yet another particular highlight of the new BMW 3 Series Convertible featured as standard is the use of new, innovative leather on the seat upholstery and interior linings. This new type of material comprises so-called cool pigments integrated into the material when producing the leather and serving to reflect the infra-red rays in sunlight. Coming in a different colour, these pigments prevent the seat areas within the open car very effectively from overheating and thus avoid an effect otherwise often encountered in perfect weather for open-air motoring.

To achieve this effect, BMW is the world's first carmaker to use a process called SunReflective Technology for the treatment of leather surfaces. This significantly reduces the heating effect on the surface, with a difference in temperature versus conventional leather of up to 20 °C in the case of dark colours – and with significantly lower temperatures also on light-coloured upholstery. All other material qualities and features of the leather remain unchanged.

The new BMW 3 Series Convertible comes with leather treated by SunReflective Technology on both the seats and armrests. This helps to avoid body contact with unpleasantly hot temperatures, a phenomenon experienced particularly often in summer with the sun shining bright.

# 11. Production: Quality, Flexibility and Environmental Care.



- **Flexible one-line production at BMW Plant Regensburg.**
- **Customer-Oriented Sales and Production Process.**
- **Innovative processes for the roof system.**

The BMW 3 Series Convertible is built at BMW Plant Regensburg, one of the most modern car production plants in the world. And although the new BMW 3 Series Convertible is a truly unique car with its own particularly features, it is built together with other models in the BMW 3 Series as well as the BMW 1 Series in the so-called one-line system, that is in random sequence on one and the same assembly line.

The logistics required for this purpose are controlled by the most advanced information technology, with components and modules being delivered straight to the assembly line just-in-time, that is exactly down to the last second, or even just-in-sequence, that is at exactly the right time and specifically for a certain vehicle. Clearly, this ensures a particularly flexible and customer-oriented production process.

BMW's Customer-Oriented Sales and Production Process abbreviated KOVP in German is quite unique in the world of car production and has been used by the BMW Group for more than five years. It allows customers to change the original configuration of their car up to just six days prior to the start of assembly without affecting the delivery date.

The bodyshell of the BMW 3 Series Convertible is made of high-strength steel combining supreme stiffness and stability with exemplary safety in a collision. The front side panels, in turn, are made of a high-tech synthetic material helping to ensure optimum axle load distribution. And more than 95 per cent of all operations in body assembly are fully automated.

## **Roof system made to measure.**

The roof shells for the roof system painted in body colour are assembled in a separate hall from up to 700 individual components such as the roof lining, the rear window and hydraulic mechanism, working to the customer's specific order. The technical systems built into the roof include the aerials newly developed for DAB and GPS reception. And after being assembled, the complex ready-built lightweight steel plate roof system is consistently and thoroughly checked for quality in the same area.



Following production, each BMW 3 Series Convertible goes through an elaborate test procedure focusing in particular on the three-piece hardtop checked thoroughly for even the slightest leak. The test procedure includes a ten-minute shower test as well as a water surge test, quite literally with waves of water hitting the car.

The Logistics Division at Plant Regensburg has been expanded for production of the new BMW 3 Series Convertible by a separate convertible line transporting the roof system weighing 140 kilos or 309 lb just-in-sequence to the final assembly line. The hardtop is fitted on to the car by a new handling unit, the entire roof system being positioned and fastened semi-automatically. Particular attention is given to the right dimensions, with the roof system bolted on to the BMW 3 Series Convertible by hand.

### **Clean painting for a clean environment.**

The Paintshop is one of the world's most modern and advanced facilities of its kind, the car bodies going through a multi-stage process on the fully automatic paintwork line at Plant Regensburg. A complete layer of zinc phosphate ensures a lasting rustproofing effect before the car is dipped into a cathodic bath where the first, ultra-thin layer of paint is applied on the car in an electrostatic charging process.

The filler then provides the foundation for the first layer of coloured paint, the topcoat applied by high-speed rotating jets turning up to 40,000 times a minute.

Efficient and environmentally-friendly use of materials is ensured once again by electrostatic control, the electrostatically charged paint particles being literally drawn on to the grounded body at exactly the right amount.

The final process is application of powder clear paint. This fourth layer serves to protect the surface of the car, giving the topcoat with its particular colour the right kind of depth and brilliance. Introducing powder clear paint, BMW has indeed marked the breakthrough of a particularly clean technology friendly to the environment, which does not require any solvent and does not produce any effluent. Overspray, that is powder not required, is efficiently recycled into the production process, meaning that 97 per cent of all the powder sprayed is actually used on the car.

### **Facts and figures on BMW Plant Regensburg.**

BMW has been building cars at Plant Regensburg for more than 20 years. More than 10,000 BMW associates, among them some 300 apprentices, are employed in the Press Shop, Bodyshop, Paintshop, Assembly, and Logistics.

BMW Plant Regensburg builds both Saloons as well as Coupés and Convertibles in the BMW 3 Series, the BMW M3, and the BMW 1 Series. The Plant also builds special versions of these models for the police, fire brigade and rescue services, which are integrated in the normal flow of production and fitted with special equipment here in Regensburg.

A further point is that Regensburg delivers doors and lids for the BMW 3 Series to BMW's plants in Munich and Leipzig. Total production of Plant Regensburg in 2005 was some 300,000 cars and the entire plant area covers an area of 1.4 million square metres or 346 acres.

Production machines at BMW Plant Regensburg may be operated flexibly between 70 and 140 hours a week. This flexibility is made possible by separating machine operating times, on the one hand, from personal working times, on the other, and by BMW's principle of variable working hours applying a time concept allowing the associate flexible choice of his personal weekly working times.

To offer associates optimum working conditions, the most advanced and technical features on the assembly lines ensure ideal ergonomics: Assembly lines and personal conveyer lines adjustable for both height and with swivelling attachments allow associates to perform nearly all operations in a pleasant upright position. Clearly, these and other versatile processes in car production becoming increasingly complex these days create attractive challenges for the Plant IT's Division and for management of the supplier chain in general.

## 12. History: Unique for 20 Years – the BMW 3 Series Convertible.



- **Four generations, one classic line.**
- **Maximum openness as a lasting sign of quality.**
- **Becoming increasingly different and dynamic.**

The elegant silhouette, a low and horizontal shoulder-line, and a seating position ensuring particularly close and intense contact with the outer world – these are the features which have made open-air motoring in a BMW 3 Series Convertible a unique pleasure for the last two decades. Indeed, this unmistakable joy of motoring has become the very symbol of every BMW 3 Series Convertible, with the new model continuing this tradition without the slightest compromise.

Right from the start, even the very first Convertible based on the BMW 3 Series became the epitome of dynamism and sporting elegance. This was back in 1986, when BMW became the first premium manufacturer to present an open four-seater in this segment and once again take on a leading role in the market, adding a new facet to Sheer Driving Pleasure. In the meantime competition in the segment new at the time has become keen and demanding – but the BMW 3 Series Convertible remains unique to this very day.

Contrary to many other open four-seaters in other classes, even the very first BMW 3 Series Convertible was able to meet the toughest safety demands without requiring a rollbar. And a further USP was that its soft roof folded down completely beneath a firm cover into the roof compartment at the rear, retaining the flat shoulder-line also with the roof open and indeed even extending this line to the rear section of the car. This, clearly, created the classic line of the Convertible based on the BMW 3 Series.

This philosophy continued in 1993 with the launch of the second BMW 3 Series Convertible adding a particularly dynamic touch to the incomparably open atmosphere of the car: Now larger wheel arches and A-pillars raked further to the back gave the second BMW 3 Series Convertible an even more sporting look.

The second generation also added to the Convertible's success in the market: While production of the first model series amounted to 143,400 units, sales of the second BMW 3 Series Convertible reached the record level of 196,500 units going to enthusiastic customers the world over.

The third version of the BMW 3 Series Convertible entering production in the year 2000 again continued the trend towards enhanced dynamics with muscular contours and surfaces, while retaining the car's well-known proportions: Again, the then new BMW 3 Series Convertible was flat, elegant, and open, standing out even more clearly than before from its Saloon counterpart.

It almost goes without saying that the third generation of the BMW 3 Series Convertible has long exceeded the sales figures of its predecessors, particularly since the third generation introduced an absolute novelty in its segment, with BMW for the first time introducing an open car with a diesel engine. Thanks to its exemplary refinement and impressive muscle, the diesel engine has in the meantime established a powerful position for itself in the convertible segment. Indeed, the high-torque six- and four-cylinder diesels offered in the third generation of the BMW 3 Series Convertible gave significant momentum to this important trend.

Yet a further feature to be found with all BMW 3 Series Convertibles introduced so far is that they became classics even during their own lifetime in production. And so the challenge in developing the next model generation was always to render the elementary qualities of a BMW 3 Series Convertible in particularly modern, future-oriented style.

BMW has succeeded in reaching this challenge with particular success in the new BMW 3 Series Convertible, an extremely attractive car boasting an innovative roof concept not only preserving, but even underlining the original character of the Convertible. So now this new interpretation of the 3 Series Convertible gives particular emphasis to both the elegance and sporting flair of this open four-seater.

The connoisseur opting for a BMW 3 Series Convertible chooses the car to express his wish for a particularly intense driving experience. This means both the joy of powerful engines and an agile, sporting driving experience, as well as the thrill of motoring in most generous style with nothing but the sky above. And optical transparency is also part of this unique driving experience, since nobody would ever dream of wishing to hide from the world in a BMW 3 Series Convertible.

# Specifications BMW 3 Series Convertible. 320i, 325i, 330i, 335i.

Body		320i	325i	330i	335i
No of doors/seats		2/4	2/4	2/4	2/4
Length/width/height (unladen)	mm	4,580/1,782/1,384	4,580/1,782/1,384	4,580/1,782/1,384	4,580/1,782/1,384
Wheelbase	mm	2,760	2,760	2,760	2,760
Track, front/rear	mm	1,500/1,513	1,500/1,513	1,500/1,513	1,500/1,507
Turning circle	m	11.0	11.0	11.0	11.0
Tank capacity	approx. ltr	63	63	63	63
Cooling system incl. heating	ltr	8.4 (9.1)	8.2 (8.5)	8.2 (8.5)	8.2 (8.5)
Engine oil	ltr	4.25	6.5	6.5	6.5
Transmission oil	ltr	lifetime	lifetime	lifetime	lifetime
Final drive fluid	ltr	lifetime	lifetime	lifetime	lifetime
Weight, unladen, to EU <sup>1</sup>	kg	1,670 (1,700)	1,730 (1,760)	1,780 (1,795)	1,810 (1,825)
Max load (DIN)	kg	430	430	430	430
Max permissible weight (DIN)	kg	2,025 (2,055)	2,085 (2,115)	2,135 (2,150)	2,165 (2,180)
Max axle load, front/rear	kg	915/1,150	945/1,180	960/1,200	990/1,200
Max trailer load <sup>2</sup>		1,400/720			
braked (12%/unbraked)	kg	(1,500/720)	1,600/750	1,700/750	1,700/750
Max roofload/towbar download	kg	–	–	–	–
Luggage comp capacity (VDA)	ltr	210–350	210–350	210–350	210–350
Air drag	Cd x A	0.28 x 2.08	0.29 x 2.08	0.29 x 2.08	0.31 x 2.08
<b>Power Unit</b>					
Config/No of cyls/valves		Straight/4/4	Straight/6/4	Straight/6/4	Straight/6/4
Engine management		MSD80	MSD80	MSD80	MSD80
Capacity	cc	1,995	2,996	2,996	2,979
Bore/stroke	mm	84.0/90	85.0/88.0	85.0/88.0	84.0/89.6
Compression ratio	:1	12.0	12.0	12.0	10.2
Fuel grade	RON	91–98	91–98	91–98	95–98
Max output	kW / hp	125/170	160/218	200/272	225/306
at	rpm	6,700	6,100	6,700	5,800
Max torque	Nm/lb-ft	210/155	270/199	320/236	400/295
at	rpm	4,250	2,400-4,200	2,750-3,000	1,300-5,000
<b>Electrical system</b>					
Battery/location	Ah/–	90/lug comp	90/lug comp	90/lug comp	90/lug comp
Alternator	A/W	180/2,520	180/2,520	180/2,520	180/2,520
<b>Chassis and Suspension</b>					
Suspension, front		Single-joint spring strut axle with displaced castor; small positive steering roll radius; compensation of transverse forces; anti-dive			
Suspension, rear		Central-arm axle with longitudinal arms and double track control arms; anti-squat and anti-dive			
Brakes, front		Single-piston swing-calliper disc brakes			
Diameter	mm	312 x 24	330 x 24	348 x 30	348 x 30
Brakes, rear		Single-piston swing-calliper disc brakes			
Diameter	mm	300 x 20	300 x 20	336 x 22	336 x 22
Driving stability systems		ABS, Automatic Stability Control (ASC+T), electronic brake power assistance specific to each wheel			
Steering		Rack-and-pinion power steering			
Steering transm ratio, overall	: 1				
Transmission, type		Six-speed manual gearbox (optional six-speed automatic)			
Gear ratios I	: 1	4.32 (4.17)	4.32 (4.17)	4.35 (4.17)	4.06 (4.17)
II	: 1	2.45 (2.34)	2.45 (2.34)	2.49 (2.34)	2.39 (2.34)
III	: 1	1.66 (1.52)	1.66 (1.52)	1.66 (1.52)	1.58 (1.52)
IV	: 1	1.23 (1.14)	1.23 (1.14)	1.23 (1.14)	1.19 (1.14)
V	: 1	1.00 (0.86)	1.00 (0.86)	1.00 (0.86)	1.0 (0.86)
VI	: 1	0.84 (0.69)	0.84 (0.69)	0.85 (0.69)	0.87 (0.69)
R	: 1	3.93 (3.40)	3.93 (3.40)	3.92 (2.40)	3.67 (3.40)
Final drive	: 1	3.64 (4.10)	3.15 (3.64)	3.15 (3.73)	3.08 (3.46)
Tyres		225/45 R17 91V	225/45 R17 91W	225/45 R17 91Y	F225/40 R17 94W
Rims		8Jx17 light-alloy	8Jx17 light-alloy	8Jx17 light-alloy	f8/r8.5Jx17 light-alloy
<b>Performance</b>					
Power-to-weight ratio (DIN)	kg/kW	12.8 (13.0)	10.3 (10.5)	8.5 (8.6)	7.7 (7.8)
Output per litre	kW/hp	62.7/85.3	53.4/72.6	66.8/90.8	75.5/102.7
Acceleration 0–100 km/h	sec	9.1 (9.8)	7.6 (8.1)	6.7 (6.9)	5.8 (6.0)
in fourth gear 80–120 km/h	sec	9.3	8.3	7.1	5.9
Top speed	km/h	228 (226)	245 (243)	250 (250)	250 (250)
<b>Fuel Consumpt in EU Cycle</b>					
Urban	ltr/100 km	9.0 (9.1)	11.0 (11.4)	11.1 (11.0)	14.9 (14.4)
Extra-urban	ltr/100 km	5.2 (5.3)	6.1 (6.2)	6.3 (6.7)	7.0 (7.3)
Composite/range in km	ltr/100 km	6.6/950 (6.7/940)	7.9 /800 (8.1/780)	8.1/775 (8.3/755)	9.9/635 (9.9 /635)
CO <sub>2</sub>	g/km	157 (161)	190 (195)	194 (198)	238
<b>Miscellaneous</b>					
Emission grade		EU4	EU4	EU4	EU4

Figures in brackets apply to models with automatic transmission.

<sup>1</sup>Weight of car in road trim (DIN) plus 75 kg for driver and luggage.

<sup>2</sup>May be increased under certain conditions.

<sup>3</sup>With roof compartment folded in.

<sup>4</sup>Performance and fuel consumption data on RON 98 fuel.

# Specifications BMW 3 Series Convertible. 330d.

<b>Body</b>		<b>330d</b>
No of doors/seats		2/4
Length/width/height (unladen)	mm	4,580/1,782/1,384
Wheelbase	mm	2,760
Track, front/rear	mm	1,500/1,513
Turning circle	m	11.0
Tank capacity	approx. ltr	61
Cooling system incl. heating	ltr	7.9 (8.2)
Engine oil	ltr	7.5
Transmission oil	ltr	lifetime
Final drive fluid	ltr	lifetime
Weight, unladen, to EU <sup>1</sup>	kg	1,825 (1,840)
Max load (DIN)	kg	430
Max permissible weight (DIN)	kg	2,180 (2,195)
Max axle load, front/rear	kg	1,005/1,200
Max trailer load <sup>2</sup>		
braked (12%/unbraked)	kg	1,800/750
Max roofload/towbar download	kg	–
Luggage comp capacity (VDA)	l	210–350 <sup>3</sup>
Air drag	Cd x A	0.29 x 2.08
<b>Power Unit</b>		
Config/No of cyls/valves		Straight/6/4
Engine management		CR system/DDE6.2.6
Capacity	cc	2,993
Bore/stroke	mm	84.0/90
Compression ratio	:1	17.0
Fuel grade	RON	Diesel
Max output	kW/hp	170 (231)
at	rpm	4,000
Max torque	Nm/lb-ft	500/369
at	rpm	1,750–3,000
<b>Electrical system</b>		
Battery/location	Ah/–	90/luggage comp
Alternator	A/W	150/2,100
<b>Chassis and Suspension</b>		
Suspension, front		Single-joint spring strut axle with displaced castor; small positive steering roll radius; compensation of transverse forces; anti-dive
Suspension, rear		Central-arm axle with longitudinal arms and double track control arms; anti-squat and anti-dive
Brakes, front		Single-piston swing-calliper disc brakes
Diameter	mm	348 x 30
Brakes, rear		Single-piston swing-calliper disc brakes
Diameter	mm	336 x 22
Driving stability systems		ABS, Automatic Stability Control (ASC+T), electronic brake power assistance specific to each wheel
Steering		Rack-and-pinion power steering
Steering transm ratio, overall	: 1	16,0
Transmission, type		Six-speed manual gearbox (optional six-speed automatic)
Gear ratios	I	: 1 5.08 (4.17)
	II	: 1 2.80 (2.34)
	III	: 1 1.78 (1.52)
	IV	: 1 1.26 (1.14)
	V	: 1 1.0 (0.86)
	VI	: 1 0.84 (0.69)
	R	: 1 4.60 (3.40)
Final drive	: 1	2.47 (2.93)
Tyres		225/45 R17 91Y
Rims		8Jx17 light-alloy
<b>Performance<sup>4</sup></b>		
Power-to-weight ratio (DIN)	kg/kW	10.3 (10.4)
Output per litre	kW/hp	56.8/77.2
Acceleration 0–100 km/h	sec	7.1 (7.3)
in fourth gear 80–120 km/h	sec	5.5
Top speed	km/h	245 (243)
<b>Fuel Consumpt in EU Cycle<sup>4</sup></b>		
Urban	ltr/100 km	9.3 (10.0)
Extra-urban	ltr/100 km	5.3 (5.9)
Composite	ltr/100 km	6.8 (7.4)
CO <sub>2</sub>	g/km	181 (197)
<b>Miscellaneous</b>		
Emission grade		EU4

Figures in brackets apply to models with automatic transmission

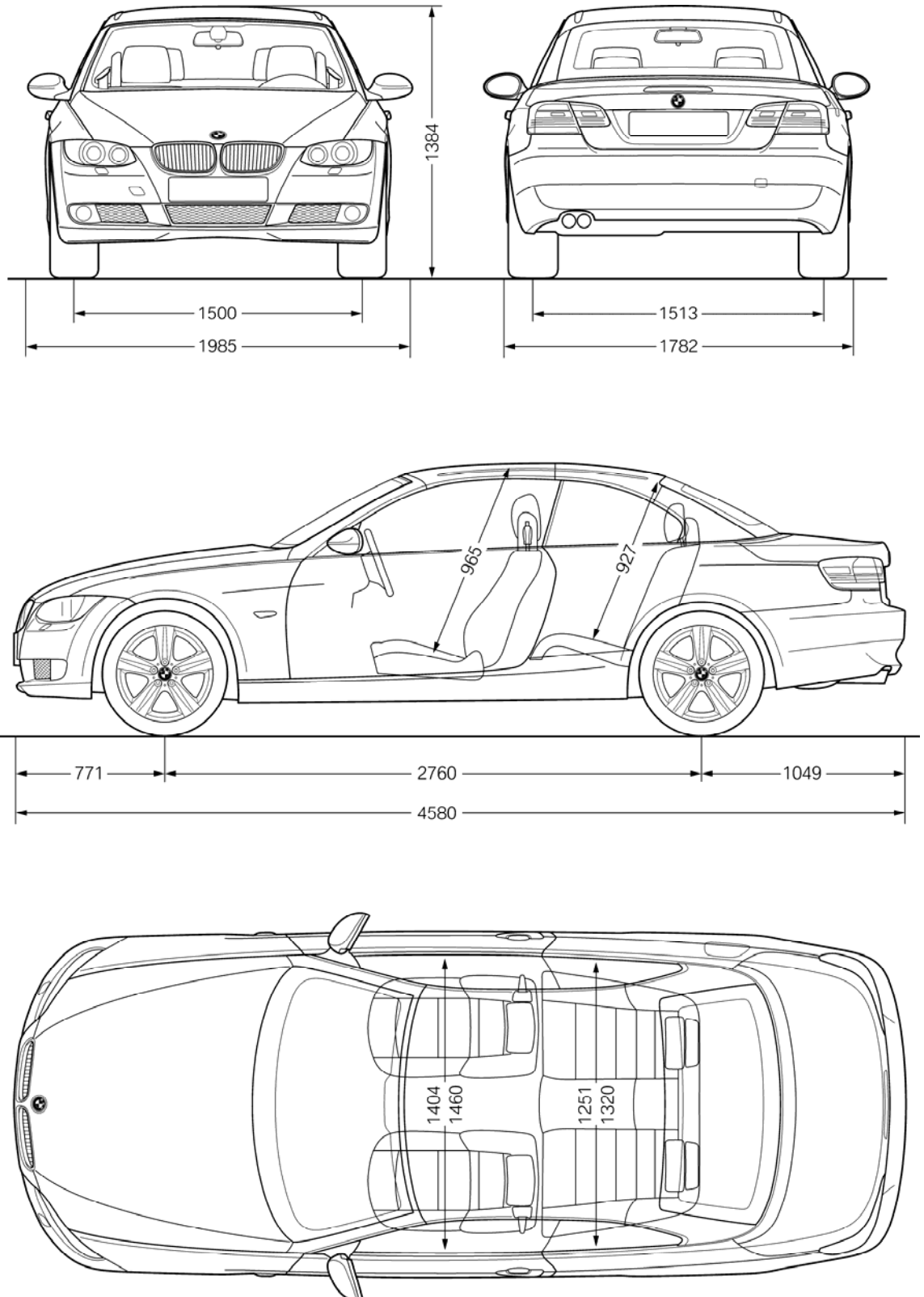
<sup>1</sup>Weight of car in road trim (DIN) plus 75 kg for driver and luggage.

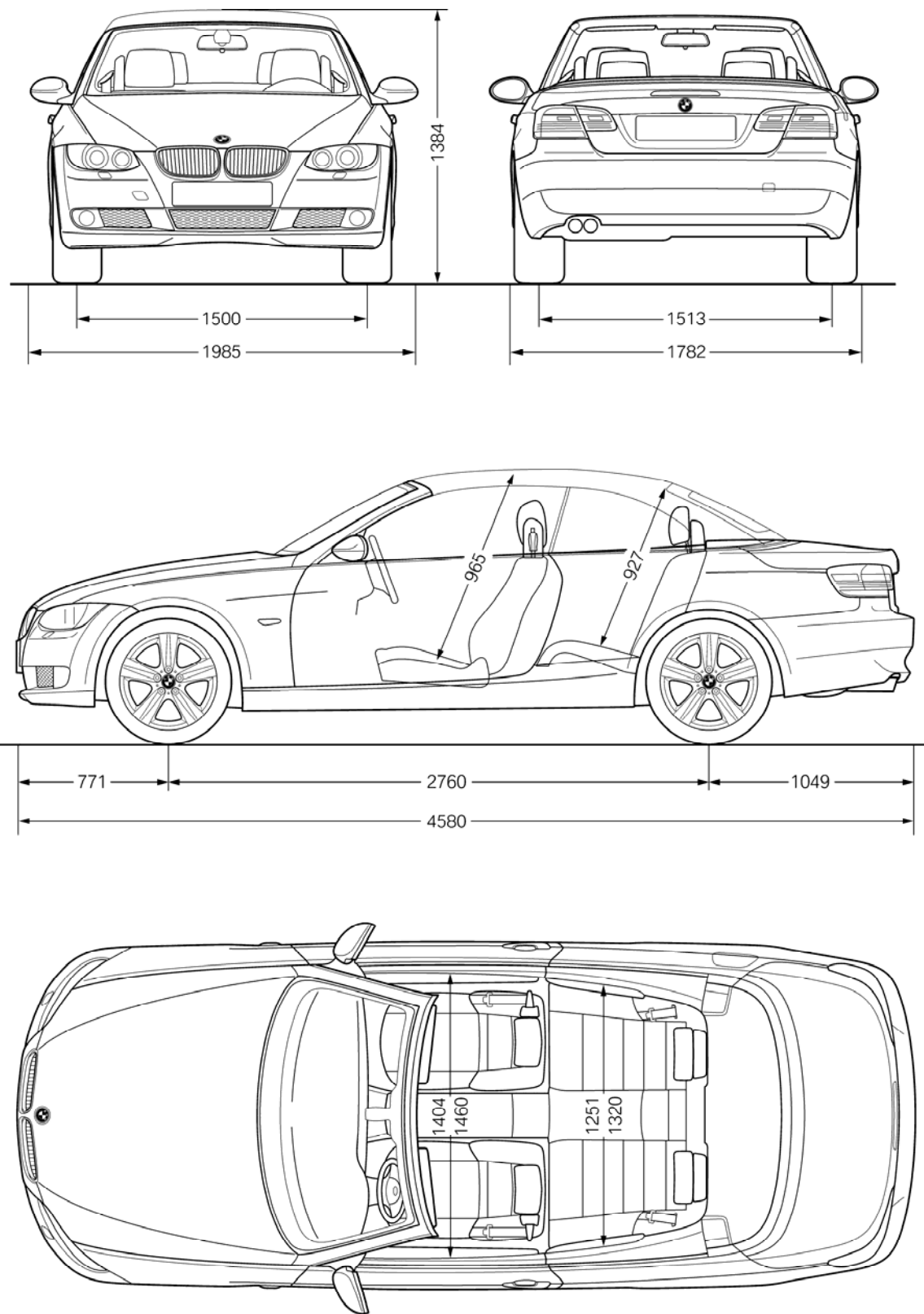
<sup>2</sup>May be increased under certain conditions.

<sup>3</sup>With roof compartment folded in.

<sup>4</sup>Performance and fuel consumption data on RON 98 fuel.

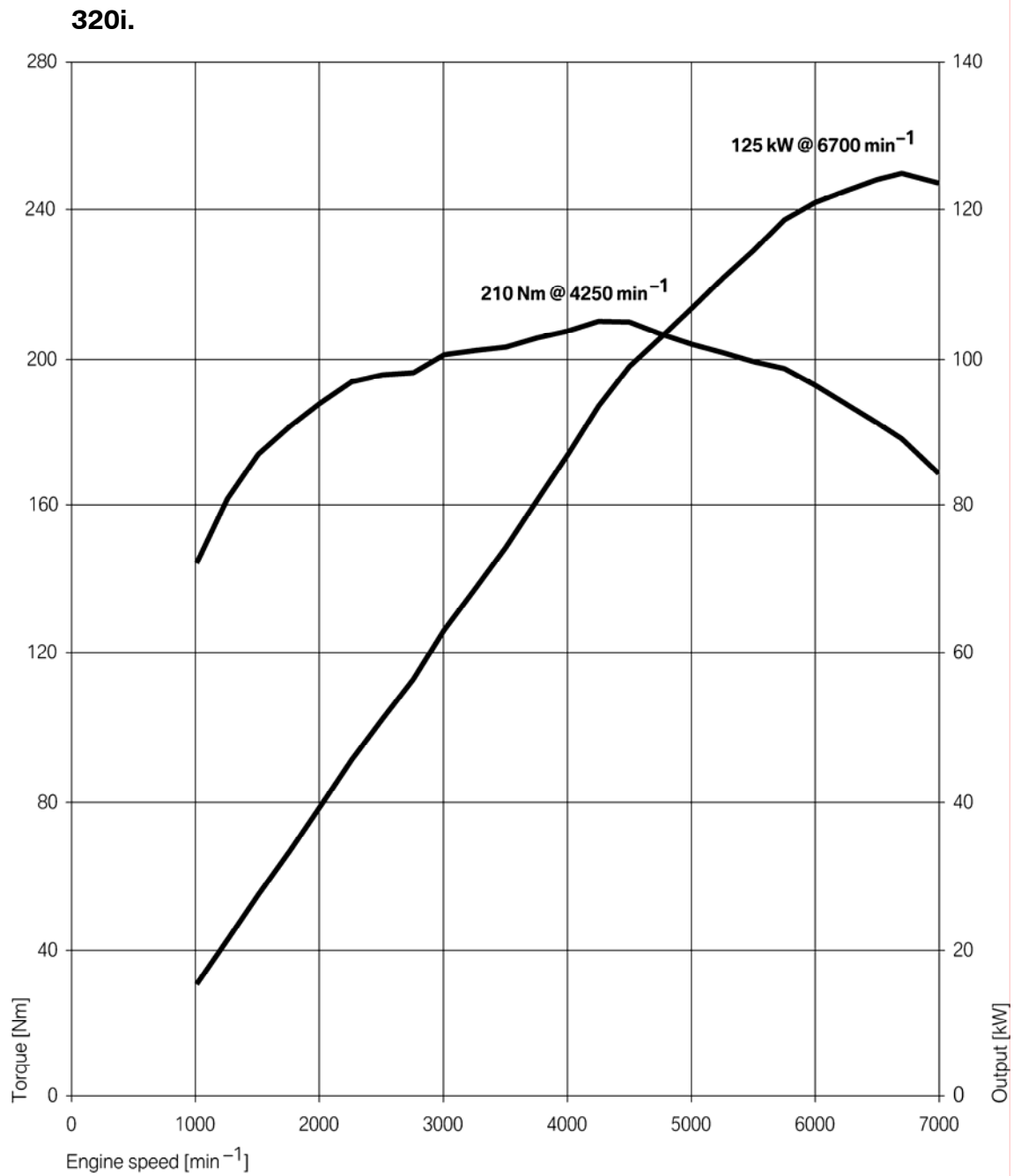
## 14. Exterior and Interior Dimensions.



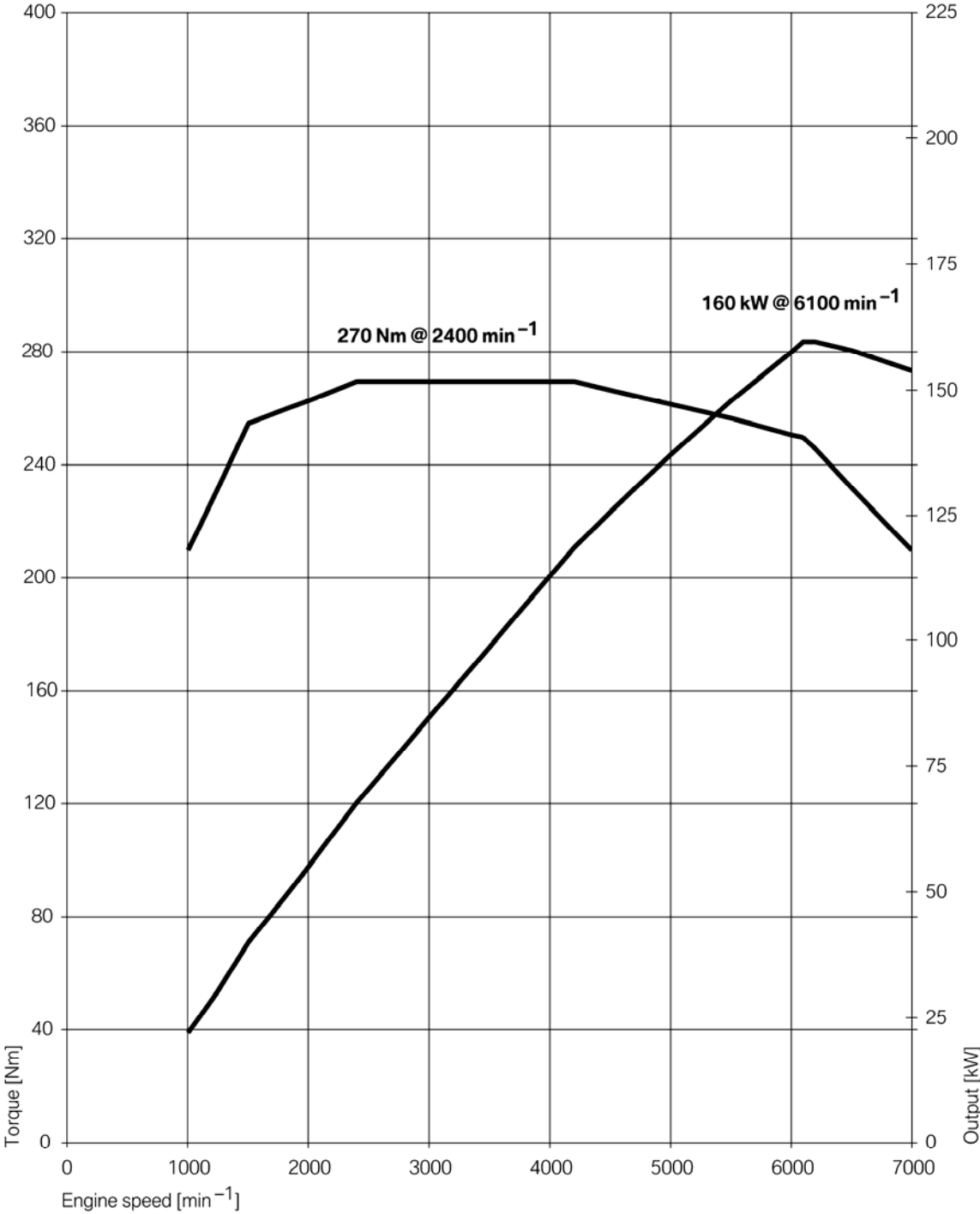




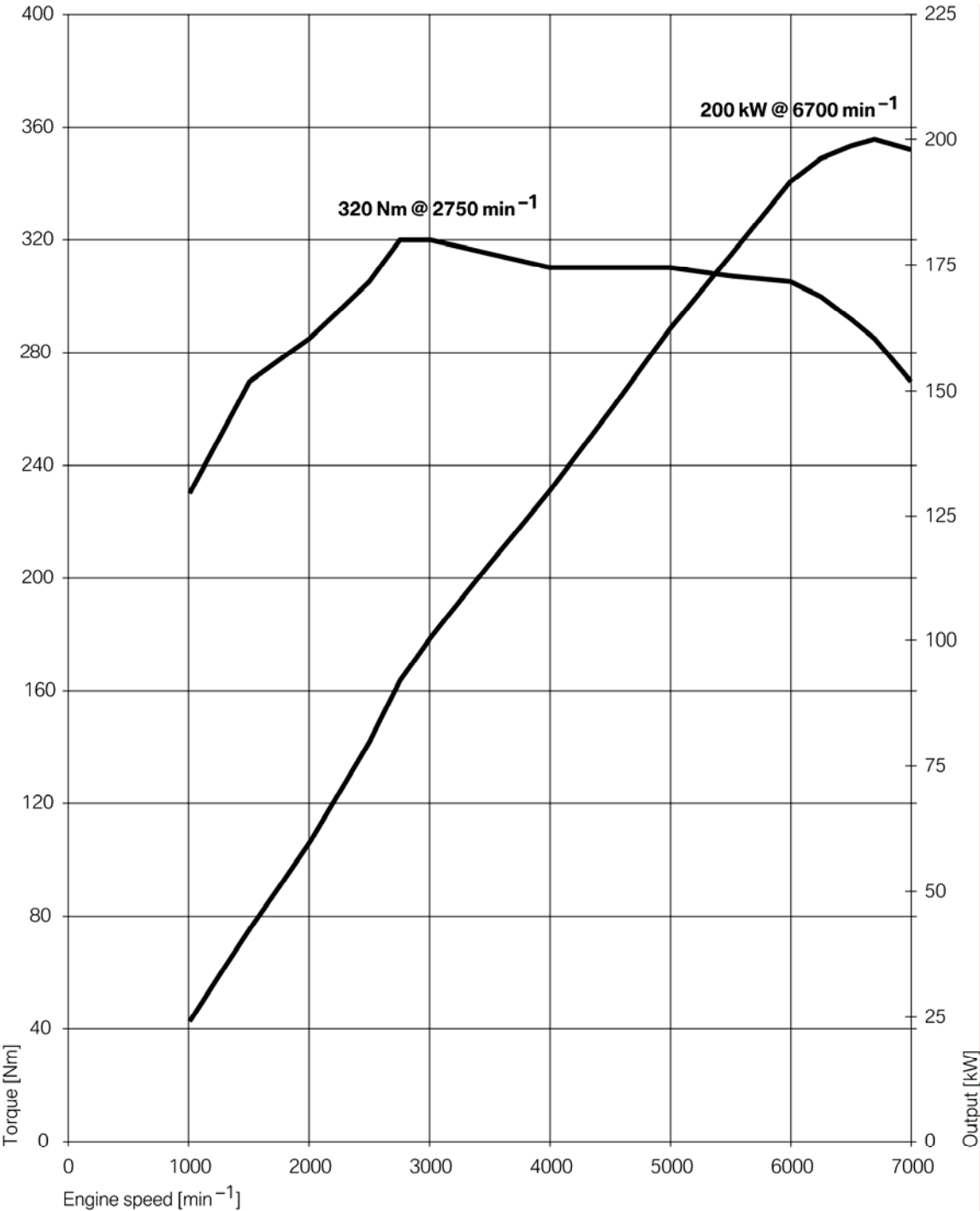
## 15. Output and Torque Diagram.



**325i.**



330i.



335i.

