



BMW 4 Series Gran Coupé.

MY2015 PRODUCT GUIDE.

All specifications subject to change without prior notice.

2015 - 4 Series Gran Coupé

Technical Specifications

		428i Gran Coupé	428i xDrive Gran Coupé	435i Gran Coupé
Engine type		N20B2000 automatic transmission 8	N20B2000 automatic transmission 8	N55B30M0 automatic transmission 8
No of Doors / Seats	/	2 / 4	2 / 4	2 / 4
Veh. length	mm / inch	4639 / 182.6	4639 / 182.6	4639 / 182.6
Veh. width	mm / inch	1825 / 71.9	1825 / 71.9	1825 / 71.9
Veh. height	mm / inch	1384 / 54.5	1399 / 55.1	1384 / 54.5
Wheelbase	mm / inch	2810 / 110.6	2810 / 110.6	2810 / 110.6
Turning circle	m / ft	11.3 / 37.1	11.8 / 38.7	11.3 / 37.1
Ground clearance	mm / inch	130 / 5.1	145 / 5.7	130 / 5.1
Shoulder width front	mm / inch	1405 / 55.3	1405 / 55.3	1405 / 55.3
Shoulder width rear	mm / inch	1265 / 49.8	1265 / 49.8	1265 / 49.8
Legroom front	mm / inch	1071 / 42.2	1071 / 42.2	1071 / 42.2
Legroom rear	mm / inch	842 / 33.1	842 / 33.1	842 / 33.1
Max. headroom front	mm / inch	1025 / 40.4	1025 / 40.4	1025 / 40.4
Max. headroom rear	mm / inch	942 / 37.1	942 / 37.1	942 / 37.1
Luggage comp. capacity (official)	m³ / ft³	0,220-0,370 / 7,8-13,1	0,220-0,370 / 7,8-13,1	0,220-0,370 / 7,8-13,1
Luggage vol. (SAE) - only for homologation	ft³	9	9	9
Fuel tank capacity	liter / gal	60 / 15.8	60 / 15.8	60 / 15.8
Curb weight (US)	Kg / lbs	1810 / 3990	1871 / 4125	1869 / 4120
rear Weight distribution (empty car)	%	53.6	52	52.4
Gross veh. weight	Kg / lbs	2159 / 4760	2220 / 4895	2209 / 4870
Payload	Kg / lbs	327 / 720	327 / 720	327 / 720
Axle load limit front	Kg / lbs	959 / 2115	1018 / 2245	1014 / 2235
Axle load limit rear	Kg / lbs	1229 / 2710	1225 / 2700	1229 / 2710
Roof load	Kg / lbs	/	/	/
Engine type / Cylinders / Valves p.cyl.		in line / 4 / 4 MEVD 17.2.P	in line / 4 / 4 MEVD 17.2.P	in line / 6 / 4 MEVD 17.2.G
Fuel management		TwinPower Turbo / TwinScroll Turbo Technology	TwinPower Turbo / TwinScroll Turbo Technology	TwinPower Turbo / TwinScroll Turbo Technology
Charging Type / Charging Technique	/	High precision direct injection / DI2,WT	High precision direct injection / DI2,WT	High precision direct injection / DI2,WT
Injection type / Injection technique	/	1997 / 122	1997 / 122	2979 / 182
Displacement	cm³ / inch	90.1 / 3.5	90.1 / 3.5	89.6 / 3.5
Stroke	mm / inch	84 / 3.3	84 / 3.3	84 / 3.3
Bore	mm / inch	84 / 3.3	84 / 3.3	84 / 3.3
Engine power / at rpm	bHP / 1/min	241 / 5000-6500	241 / 5000-6500	300 / 5800-6400
Engine torque / at rpm	ft lbs (Nm) / 1/min	258 (350) / 1450-4800	258 (350) / 1450-4800	295 (400) / 1300-5000
Compression rate / Fuel type (recomm.)	:1 /	10 / AKI 89 MIN (AKI 91)	10 / AKI 89 MIN (AKI 91)	10.2 / AKI 89 MIN (AKI 91)
Type of gearbox		8HP45	8HP45	8HP45
Gear ratios 1st gear / 2nd / 3rd / 4th	/ / / /	4.714 / 3.143 / 2.106 / 1.667	4.714 / 3.143 / 2.106 / 1.667	4.714 / 3.143 / 2.106 / 1.667
5th / Gear ratio VI / 7th / 8th	/ / / /	1.285 / 1 / 0.839 / 0.667	1.285 / 1 / 0.839 / 0.667	1.285 / 1 / 0.839 / 0.667
Reverse gear		3.295	3.295	3.295
Final drive		3.154	3.154	3.154
Steering type / Steering transmission, overall	/:1	rack-and-pinion (EPS) / 15	rack-and-pinion (EPS) / 15.2	rack-and-pinion (EPS) / 15
Front brake		disc ventilated	disc ventilated	disc ventilated
Rear brake		disc ventilated	disc ventilated	disc ventilated
Cx // A	ff m² / ft²	0.31 // 2.16 / 23.25	0.31 // 2.16 / 23.25	0.31 // 2.16 / 23.25
Air resistance	m² / ft²	0.65 / 6.98	0.67 / 7.21	0.67 / 7.21
Top speed	Kmh / mph	210 / 130	210 / 130	210 / 130
Top speed optional	Kmh / mph	250 / 155	240 / 149	250 / 155
Acceleration 0-60 mph	s	6.2	6.2	5.4
Acceleration 0-100Kmh	s	6.5	6.5	5.7
Acceleration 0-1000m	s	26.7		25.1
Fuel cons. city (acc. FTP)	l/100km	TBD	TBD	TBD
Fuel cons. highway (acc. FTP)	l/100km	TBD	TBD	TBD
Fuel cons. combined (acc. FTP)	l/100km	TBD	TBD	TBD
Cooling system incl. Heater / Engine oil (filling quantity) *	liter/quarts // Uq.	9.1/9.6 // 5/5.3	9.1/9.6 // 5/5.3	7.2/7.6 // 6.5/6.9
Transmission fluid		permanent	permanent	permanent
Battery low voltage / Battery position low voltage	Ah /	90 / luggage compartement	90 / luggage compartement	90 / luggage compartement
Alternator	A / W	170 / 2380	170 / 2380	210 / 2940

** exchange quantity

2015 - 4 Series Gran Coupé

Features and Amenities

		428i	428i xDrive	435i
Technical Features	Technical			
	Inline 4-cylinder TwinPower Turbo engine, 16 valves, 2.0 L, 241hp	■	■	
	Inline 6-cylinder TwinPower Turbo engine, 24 valves, 3.0 L, 300hp			■
	8-speed sport automatic transmission with shift paddles	■	■	■
	Dynamic Cruise Control with brake function	■	■	■
	Driving Experience Control with ECO PRO, Comfort and Sport modes	■	■	■
	Servotronic, vehicle speed sensitive power steering	■	■	■
	Start/Stop button with Comfort Go keyless engine start	■	■	■
	Vented disc brakes, front & rear	■	■	■
	Efficient Dynamics			
	Air curtain	■	■	■
	Auto Start-Stop with deactivation button	■	■	■
	Brake Energy Regeneration	■	■	■
	Double VANOS steplessly variable valve timing	■	■	■
	Servotronic, electrically assisted power steering	■	■	■
	High Precision Injection (direct injection)	■	■	■
	Valvetronic engine technology	■	■	■
Safety & Protection	Lighting			
	Adaptive LED brakelights, with third brakelight	■	■	■
	Ambience lighting switchable in BMW Classic light orange or line-signature LED cold white	■	■	■
	Interior lights, front and rear, front with soft-light	■	■	■
	Welcome light, front and rear, switchable in white or cold white	■	■	■
	Reading lights, front and rear, with soft-light	■	■	■
	Automatic Headlamps	■	■	■
	Halogen free-form foglights	■	■	
	Rear lights with LED light conductors and turn signals	■	■	■
	Third brake light integrated into rear tailgate	■	■	■
	Bi-Xenon headlights, low and high-beam with LED corona rings	■	■	■
	Full LED headlights including corona rings	□	□	□
	Active Safety			
	Dynamic Stability Control (DSC), with extended functionality	■	■	■
	- Automatic Stability Control (ASC)	■	■	■
	- Cornering Brake Control (CBC)	■	■	■
	- Dynamic Brake Control (DBC)	■	■	■
	- Dynamic Traction Control (DTC)	■	■	■
	- Electronic Brake force distribution (EBD)	■	■	■
	Anti-Lock Braking System (ABS)	■	■	■
	Car/Key Memory with follow-me-home function	■	■	■
	Heated exterior mirrors, electrically adjustable	■	■	■
	Heated windshield washer jets	■	■	■
	Tire Pressure Monitor	■	■	■
	Windshield wipers, speed sensitive with rain sensor	■	■	■
	Airbags			
	Advanced Head Protection System (AHPS), front and rear	■	■	■
	Front airbags for driver and passenger, incl. occupant detector	■	■	■
	Knee airbags for driver and passenger	■	■	■
	SMART airbag deployment system	■	■	■
	Side thorax airbags for driver and front passenger	■	■	■
	Passive Safety			
	Battery Safety Terminal (BST)	■	■	■
	Collapsible tube crash technology	■	■	■
	Crash sensor (incl. fuel cutoff, lights on, door unlock)	■	■	■
	Interlocking door anchoring system	■	■	■
	Rear headrests, adjustable with foldable centre headrest	■	■	■
	Safety belt force limiters, front and rear outer positions	■	■	■
	Safety belt pyrotechnical tensioning system, outer positions	■	■	■
	Side impact protection door reinforcements	■	■	■
	Vehicle Protection			
	Central remote locking including fuel filler door	■	■	■
	Coded driveway protection	■	■	■
	Multi-function remote control, self-charging	■	■	■

■ Standard □ Optional

All specifications subject to change without prior notice.

2015 - 4 Series Gran Coupé

Features and Amenities

	428i	428i xDrive	435i
Exterior Features	Exterior		
	Exhaust tailpipe visible, dual, round, left, with black chrome finisher	■	■
	Exhaust tailpipe visible, dual, round, left, with chrome finisher	□	□
	Exhaust tailpipe visible, single, round left and right, with chrome finisher		■
	Front air dam accent in black high-gloss	■	■
	Front air dam accent in chrome	□	□
	Front chrome kidney grille surround with 9 struts in high-gloss black	■	■
	Front chrome kidney grille surround with 11 struts in chrome	□	□
	Side air inlets in high-gloss black finisher	■	■
	Side air inlets in chrome finisher	□	□
	Side window frame trim in black high-gloss	■	■
	Side window frame trim in chrome	□	□
	Exterior mirrors in body colour, blue tinted	■	■
	Exterior mirrors in black, blue tinted	□	□
	Side turn signal indicators integrated in exterior mirrors	■	■
	White turn signal indicator lenses	■	■
	Non-metallic paint	■	■
Interior Features	Comfort & Convenience		
	Anthracite Roof Liner	■	■
	Armrest, centre front with storage	■	■
	Armrest, centre rear, folding	■	■
	Auto-dimming interior mirror	■	■
	Automatic trunk release	■	■
	Central lock switch	■	■
	Cupholders, in front of the gear lever, with lid option	■	■
	Door entry sills in aluminium with "BMW Sport" designation	■	■
	Door entry sills in aluminium with "BMW Individual" designation	□	□
	Door entry sills in aluminium with "M" designation		■
	Fully finished trunk	■	■
	Heated Steering Wheel	□	■
	Locking illuminated glovebox	■	■
	Multi-function Sport Leather Steering Wheel, 3-spoke	■	■
	Multi-function M Sport Leather Steering Wheel, 3-spoke	□	■
	Multi-purpose center console storage	■	■
	Radio-remote control (Signature Key - Sport or M Sport)	■	■
	Side door storage including large bottle holder	■	■
	Storage compartment on left side of steering column	■	■
	Sun visors with illuminated vanity mirrors, incl. slide cover	■	■
	Through load, 40/20/40 split folding rear seats	□	■
	Tilt/telescopic steering wheel column	■	■
	Window lifts electric, anti-trap and comfort open/close	■	■
	Seating		
	Front seats, 8-way electrically adjustable with driver memory	■	■
	Front Sport Seats with adjustable side bolsters and thighrest	■	■
	Heated front seats	■	■
	Upholstery: Dakota Leather	■	■
	Climate Control		
	Automatic air recirculation function	■	■
	Dual-zone automatic air conditioning with micro filter	■	■
	Rear air vents with temperature and air flow adjustments	■	■
	Entertainment & Communication		
	BMW Assist Emergency Call	■	■
	BMW TeleServices	■	■
	Instrument Cluster with High-Resolution Extended Vehicle Information	■	■
	Anti-theft AM/FM audio system with RDS and diversity antenna	■	■
	Auxiliary input in the centre console	■	■
	Bluetooth hands-free facility	■	■
	CD Player, in-dash with MP3 capability	■	■
	HiFi 9-speaker sound system	■	■
	Pre-wiring for SIRIUS Satellite Radio Tuner	■	■
	Power sockets (12 V) in centre console rear, and right luggage compartment	■	■
	USB audio integration	■	■
	Instrumentation		
	Check control vehicle monitor system with Condition Based Service	■	■
	Eight programmable memory keys	■	■
	iDrive system, 6.5" display	■	■
	Instrument cluster with Red inner rings and chrono scale	■	■
	On-board computer, 4 functions	■	■

■ Standard □ Optional

All specifications subject to change without prior notice.

2015 - 4 Series Gran Coupé

Paint, Upholstery & Trims (428i/xi)

		Sport Line (option code 7AC)			
Upholstery	Code	Leather 'Dakota'			
Upholstery code		LC			
Code		LCL3	LCL5	LCOM	LCSW
Upholstery colour		Black/Red highlight	Coral Red/Black highlight	Oyster/Oyster highlight dark	Black
Interior colour		Black	Black	Black	Black
Sport seats for driver and front passenger	481	✓	✓	✓	✓
Non-metallic paintwork (standard for all)					
Alpine White	300	●	●	●	●
Black	668	●	●	●	●
Metallic paintwork					
Black Sapphire	475	●	●	●	●
Melbourne Red	A75	●		●	●
Glacier Silver	A83	●	●	●	●
Imperial Blue Brilliant Effect	A89	●	●	●	●
Mineral White	A96	●	●	●	●
Midnight Blue	B38	●		●	●
Mineral Grey	B39	●	●	●	●
Liquid Blue	B40	●		●	●
Sparkling Brown	B53	●		●	●
BMW Individual paintwork					
Citrin Black metallic	X02	●		●	●
Pyrite Brown metallic	X13			●	●
Tanzanite Blue metallic	X10			●	●
Moonstone metallic	X04	●	●	●	●
Brilliant White Metallic	490	●	●	●	●
Interior trim finishers, Sport Line (option code 7AC)					
Interior trim finishers Aluminium, finely brushed lengthwise, highlight trim finishers Coral Red matt (option code 4DN)	4AD	●		●	●
Interior trim finishers Aluminium, finely brushed lengthwise, highlight trim finishers Black high-gloss (option code 4DL)	4AD	●	●	●	●
Black high-gloss, highlight trim finishers Coral Red matt (option code 4DN)	4AT	●		●	●
Fine-wood trim 'Fineline' Anthracite, highlight trim finishers Chrome Pearl Grey (option code 4DM)	4CE	●	●	●	●
BMW Individual fine-wood trim sycamore, red brown, dark, highlight trim finishers Chrome Pearl Grey (option code 4DM)	XE5	●	●	●	●
BMW Individual interior trim finishers piano finish Black, highlight trim finishers Chrome Pearl Grey (option code 4DM)	XE7	●	●	●	●
BMW Individual fine-wood trim Ash Grain White, highlight trim finishers Chrome Pearl Grey (option code 4DM)	XEX	●		●	
Interior trim finishers, Individual Line					
Fine-wood trim 'Fineline' Anthracite, highlight trim finishers Chrome Pearl Grey (option code 4DM)	4CE				
Fine-wood trim burl walnut with inlays, highlight trim finishers Chrome Pearl Grey (option code 4DM)	4B8				
Fine-wood trim ash grain with metal inlays, highlight trim finisher Chrome Pearl Grey (option code 4DM)	4EZ				

	Individual Line	
Code	Leather 'Dakota'	
	LC	
	LCLX	LCLZ
	Saddle Brown exclusive stitching	Black exclusive stitching
	Black	Black
481	✓	✓
300	●	●
668	●	●
475	●	●
A75		●
A83	●	●
A89	●	●
A96	●	●
B38	●	●
B39	●	●
B40	●	●
B53	●	●
X02	●	●
X13	●	●
X10	●	●
X04	●	●
490	●	●
XE5	●	●
XE7	●	●
XEX	●	●
4CE	●	●
4B8	●	●
4EZ	●	●

● = recommended - = combination not available
✓ = available

2015 - 4 Series Gran Coupé

Paint, Upholstery & Trims (435i)

		M Sport package (option code 337)				
Upholstery	Code	Leather 'Dakota'				
Upholstery code		LC				
Code		LCSW	LCDF	LCL5	LCOM	LCNL
Upholstery colour		Black	Veneto Beige	Coral Red/Black highlight	Oyster/Oyster dark highlight	Black / Exclusive stitching blue
Interior colour		Black	Veneto Beige	Black	Black	Black
Sport seats for driver and front passenger	481	✓	✓	✓	✓	✓
Non-metallic paintwork (standard for all)						
Alpine White	300	●	●	●	●	●
Black	668					
Metallic paintwork						
Black Sapphire	475	●	●	●	●	●
Melbourne Red	A75	●	●		●	●
Glacier Silver	A83	●	●	●	●	●
Imperial Blue Brilliant Effect	A89	●	●	●	●	●
Orion Silver	A92					
Mineral White	A96					
Midnight Blue	B38					
Mineral Grey	B39	●	●	●	●	●
Liquid Blue	B40					
Estoril Blue	B45	●	●	●	●	●
Sparkling Brown	B53					
BMW Individual paintwork						
Citrin Black metallic	X02	●	●		●	●
Pyrite Brown metallic	X13	●	●		●	●
Tanzanite Blue metallic	X10	●	●		●	●
Moonstone metallic	X04	●	●	●	●	●
Brilliant White Metallic	490	●	●	●	●	●
Interior trim finishers, M Sport package (option code 337)						
Aluminium Hexagon, highlight trim finisher Estoril Blue matt (option code 4DX)	4MR	●				
Aluminium Hexagon, highlight trim finishers Black high-gloss (option code 4DL)	4MR	●	●	●	●	●
Interior trim finishers Aluminium, finely brushed lengthwise, highlight trim finishers Black high-gloss (option code 4DL)	4AD	●	●	●	●	●
BMW Individual fine-wood trim sycamore, red brown, dark, highlight trim finishers Chrome Pearl Grey (option code 4DM)	XE5	●	●		●	●
BMW Individual interior trim finishers piano finish Black, highlight trim finishers Chrome Pearl Grey (option code 4DM)	XE7	●	●	●	●	●
BMW Individual fine-wood trim Ash Grain White, highlight trim finishers Chrome Pearl Grey (option code 4DM)	XEX	●		●	●	●
Interior trim finishers, Individual Line						
Fine-wood trim 'Fineline' Anthracite, highlight trim finishers Chrome Pearl Grey (option code 4DM)	4CE					
Fine-wood trim burled walnut with inlays, highlight trim finishers Chrome Pearl Grey (option code 4DM)	4B8					
Fine-wood trim ash grain with metal inlays, highlight trim finisher Chrome Pearl Grey (option code 4DM)	4EZ					

		Individual Line	
Code		Leather 'Dakota'	
		LC	
		LCLX	LCLZ
		Saddle Brown exclusive stitching	Black exclusive stitching
		Black	Black
481	✓	✓	✓
300	●	●	
668	●	●	
475	●	●	
A75		●	
A83	●	●	
A89	●	●	
A92	●	●	
A96	●	●	
B38	●	●	
B39	●	●	
B40	●	●	
B45			
B53	●	●	
X02	●	●	
X13	●	●	
X10	●	●	
X04	●	●	
490	●	●	
XE5	●	●	
XE7	●	●	
XEX	●	●	
4CE	●	●	
4B8	●	●	
4EZ	●	●	

2015 - 4 Series Gran Coupé

Colour Linked Parts

		Leather 'Dakota'							
		Black LCSW	Veneto Beige LCDF	Black / Red highlight LCL3	Coral Red / Black highlight LCL5	Oyster / Oyster dark highlight LCOM	Black/contrast stitching Blue LCNL	Saddle Brown exclusive stitching LCLX	Black exclusive stitching LCLZ
Head rests (main part)	Leather 'Dakota'	Black	Veneto Beige	Black	Coral Red	Oyster	Black	Saddle Brown	Black
Thigh support	Leather 'Dakota'	Black	Veneto Beige	Black	Coral Red	Oyster	Black	Saddle Brown	Black
Seat belts (belt strap)	Fabric	Black	Veneto Beige	Black	Black	Oyster	Black	Black	Black
Seat finishers, side	Plastic	Black	Veneto Beige	Black	Black	Oyster	Black	Black	Black
Rear of seat backrest	Synthetic leather, grained	Black	Veneto Beige	Black	Black	Oyster	Black	Black	Black
Seat center panel	Leather 'Dakota'	Black	Veneto Beige	Black	Coral Red	Oyster	Black	Saddle Brown	Black
Seat side panel	Leather 'Dakota'	Black	Veneto Beige	Black	Coral Red	Oyster	Black	Saddle Brown	Black
Storage compartment in door	Plastic, grained	Black	Veneto Beige	Black	Black	Black	Black	Black	Black
Armrest front / rear lateral (upper section)	Leather 'Dakota'	Black	Veneto Beige	Black	Coral Red	Oyster	Black	Saddle Brown	Black
Upholstery inserts in the door panel	Synthetic leather, grained	Black	Veneto Beige	Black	Coral Red	Oyster	Black	Saddle Brown	Black
Door upper trim panels	Expanded vinyl, grained	Black	Black	Black	Black	Black	Black	Black	Black
Door trim	Expanded vinyl, grained	Black	Veneto Beige	Black	Black	Black	Black	Black	Black
Armrest front (center console)	Leather 'Dakota'	Black	Veneto Beige	Black	Coral Red	Oyster	Black	Saddle Brown	Black
Handbrake lever gaiter	Synthetic leather, grained	Black	Veneto Beige	Black	Black	Black	Black	Black	Black
Handbrake lever grip	Leather 'Mano'	Black	Black	Black	Black	Black	Black	Black	Black
Gear lever gaiter	Leather 'Walknappa'	Black	Black	Black	Black	Black	Black	Black	Black
Glove compartment lid	Plastic, grained	Black	Veneto Beige	Black	Coral Red	Black	Black	Saddle Brown	Black
Glove compartment lid	Leather 'Walknappa'							Black	Black
Instrument panel (upper section)	Plastic, grained	Black	Black	Black	Black	Black	Black	Black	Black
Instrument panel (upper section)	Leather 'Walknappa'							Black	Black
Instrument panel (lower section)	Plastic, grained	Black	Veneto Beige	Black	Coral Red	Black	Black	Saddle Brown	Black
Instrument panel (lower section)	Leather 'Walknappa'							Black	Black
Steering wheel rim	Leather 'Mano'	Black	Black	Black	Black	Black	Black	Black	Black
A pillar trim upper section	Expanded vinyl, grained	Black	Black	Black	Black	Black	Black	Black	Black
Headlining	Decorative fabrics	Anthracite	Anthracite	Anthracite	Anthracite	Anthracite	Anthracite	Anthracite	Anthracite
Sun visors	Film, grained	Black	Black	Black	Black	Black	Black	Black	Black
Luggage compartment lining	Needlepunch	Anthracite blend	Anthracite blend	Anthracite blend	Anthracite blend	Anthracite blend	Anthracite blend	Anthracite blend	Anthracite blend
Floor covering	Velour	Anthracite	Veneto Beige	Anthracite	Anthracite	Anthracite	Anthracite	Anthracite	Anthracite

Retail Pricing

Model Year 2015

4 Series Gran Coupe

Effective: 07/01/14

		Start of Production	428i Gran Coupe	428i xDrive Gran Coupe	435i Gran Coupe	435i xDrive Gran Coupe
		Base Price	03/14	03/14	03/14	07/14
			\$44,900	\$49,000	\$54,900	\$55,600
ZI6	BMW Individual Line		\$1,900	\$1,900	NA	NA
	4B8 - Burl Walnut Trim w/ inlay		NC	NC		
	4CE - Finition Anthracite Trim		NC	NC		
	4DD - Finition Pure Wood		NC	NC		
	LCLZ - Black Dkt Lthr w/Exclusive Stitching		NC	NC		
	LCOM - Oyster/Black Dkt Lthr		NC	NC		
	Z4E - 4DL High-Gloss Black Highlight		NC	NC		
	ZR5 - 4AD Brushed Aluminum Trim		NC	NC		
	ZI6 requires ordering X02, X04, X10, X11, ZIF, ZSR, ZSS, ZSV or ZSW		(req'd)	(req'd)		
	ZI6 will delete STD or 100% equipment 2A5 and 7AC		(req'd)	(req'd)		
ZI7	BMW Individual Line		NA	NA	\$1,200	\$1,200
	4AD - Brushed Aluminum Trim				NC	NC
	4B8 - Burl Walnut Trim w/ inlay				NC	NC
	4CE - Finition Anthracite Trim				NC	NC
	4DD - Finition Pure Wood				NC	NC
	LCLZ - Black Dkt Lthr w/Exclusive Stitching				NC	NC
	LCOM - Oyster/Black Dkt Lthr				NC	NC
	Z4E - 4DL High-Gloss Black Highlight				NC	NC
	ZI7 requires ordering X02, X04, X10, X11, ZIF, ZSR, ZSS, ZSV or ZSW				(req'd)	(req'd)
	ZI7 will delete STD or 100% equipment 2PL and 337				(req'd)	(req'd)
ZP4	Premium Package		\$4,600	\$4,600	NA	NA
	ZP4 will delete STD or 100% equipment 693		(req'd)	(req'd)		
ZP5	Premium Package		NA	NA	\$4,900	\$4,900
	ZP5 will delete STD or 100% equipment 676 and 693				(req'd)	(req'd)
ZTO	ConnectedDrive Services Professional w/ARTTI		\$500	\$500	\$500	\$500
	ZTO requires ordering ZP5				(req'd)	(req'd)
	ZTO requires ordering ZP4		(req'd)	(req'd)		
ZW0	M Performance Package		NA	NA	\$1,900	\$1,900
	ZW0 cannot be ordered with ZI7				(req'd)	(req'd)
	ZW0 will delete STD or 100% equipment 2PL and 704				(req'd)	
	ZW0 will delete STD or 100% equipment 2PL					(req'd)
ZW8	Performance Package w/Individual Line		NA	NA	\$1,200	\$1,200
	ZW8 requires ordering ZI7				(req'd)	(req'd)
	ZW8 will delete STD or 100% equipment 704				(req'd)	
Options						
2TB	Sport Auto Trans w/Paddles		\$1,600	100%	100%	100%
3BE	Mirror caps Black		NC	NC	NA	NA
441	Smoker's Package		\$100	\$100	\$100	\$100
465	Through Loading System		\$400	\$400	100%	100%
	Included in package		ZP4	ZP4		
488	Lumbar Support		\$300	\$300	NA	NA
	Included in package		Z6M	Z6M	ZP5	ZP5
4AD	Brushed Aluminum Trim		100%	100%	NC	NC
	In combination with ZI7				NC	NC
4AT	Diamond Black Trim		NC	NC	NA	NA
	4AT requires ordering 4DN		(req'd)	(req'd)		
4CE	Finition Anthracite Trim		NC	NC	NC	NC
	In combination with ZI7				NC	NC
	In combination with ZI6		NC	NC		
	4CE requires ordering 4DM		(req'd)	(req'd)	(req'd)	(req'd)
4DM	Chrome Trim Highlight		NC	NC	NC	NC
	4DM cannot be ordered with 4AT		(req'd)	(req'd)		
	Included in package		ZI6	ZI6	ZI7	ZI7
	4DM cannot be ordered with 4MR				(req'd)	(req'd)
4DN	Coral Red Trim Highlight		NC	NC	NA	NA
	4DN requires ordering 4AD or 4AT		(req'd)	(req'd)		
	4DN cannot be ordered with LCL5		(req'd)	(req'd)		
4DX	Estoril Blue Matte Trim Highlight		NA	NA	NC	NC
	4DX cannot be ordered with LCDF or LCL5				(req'd)	(req'd)
	4DX requires ordering 4MR				(req'd)	(req'd)
4EZ	Ash Grain w/Metal Inlays		NC	NC	NC	NC
	4EZ requires ordering 4DM		(req'd)	(req'd)	(req'd)	(req'd)
	Included in package		ZI6	ZI6	ZI7	ZI7

Retail Pricing

Model Year 2015

4 Series Gran Coupe

Effective: 07/01/14







		Start of Production	428i Gran Coupe	428i xDrive Gran Coupe	435i Gran Coupe	435i xDrive Gran Coupe
		Base Price	03/14	03/14	03/14	07/14
			\$44,900	\$49,000	\$54,900	\$55,600
4M5	Walknappa Leather Dashboard		\$1,200	\$1,200	\$1,200	\$1,200
	4M5 cannot be ordered with LCDF		(req'd)	(req'd)	(req'd)	(req'd)
	4M5 cannot be ordered with 4AT or LCLY		(req'd)	(req'd)	(req'd)	(req'd)
	Included in package		ZI6	ZI6	ZI7	ZI7
552	Active LED Headlights		\$1,950	\$1,950	\$1,950	\$1,950
	552 and ZP5 will delete 524 from the order		(req'd)	(req'd)	(req'd)	(req'd)
	552 and Z6M will delete 524 from the order		(req'd)	(req'd)	(req'd)	(req'd)
	552 will delete STD or 100% equipment 522		(req'd)	(req'd)	(req'd)	(req'd)
5DF	Active Cruise with Stop and Go		\$1,000	\$1,000	\$1,000	\$1,000
	5DF requires ordering 2TB		(req'd)	(req'd)	(req'd)	(req'd)
	5DF will delete STD or 100% equipment 544		(req'd)	(req'd)	(req'd)	(req'd)
5DP	Park Assistant		\$400	\$400	\$400	\$400
	5DP requires ordering ZP5		(req'd)	(req'd)	(req'd)	(req'd)
	5DP requires ordering ZP4		(req'd)	(req'd)	(req'd)	(req'd)
610	Head-Up Display		\$1,500	\$1,500	\$1,500	\$1,500
	Included in package		Z6M	Z6M	ZE5	ZE5
6NS	Convenience Telephony with Smartphone Connectivity		\$600	\$600	\$600	\$600
	6NS will delete STD or 100% equipment 6NH		(req'd)	(req'd)	(req'd)	(req'd)
760	High-Gloss Shadow Line		100%	100%	NC	NC
	760 will delete STD or 100% equipment 3L8		(req'd)	(req'd)	(req'd)	(req'd)
8TH	Speed Limit Info		\$350	\$350	\$350	\$350
	8TH requires ordering ZP4		(req'd)	(req'd)	(req'd)	(req'd)
	8TH requires ordering ZP5		(req'd)	(req'd)	(req'd)	(req'd)
XE5	Red Brown Dark Sycamore Wood Trim		\$500	\$500	\$500	\$500
	XE5 requires ordering 4DM		(req'd)	(req'd)	(req'd)	(req'd)
XE7	Piano Finish Black Wood Trim		\$500	\$500	\$500	\$500
	XE7 requires ordering 4DM		(req'd)	(req'd)	(req'd)	(req'd)
XEX	White Ash Wood Trim		\$500	\$500	\$500	\$500
	XEX requires ordering 4DM		(req'd)	(req'd)	(req'd)	(req'd)
ZED	European Delivery		NC	NC	NC	NC
ZHQ	Air Breather in Contrasting Colour		NC	NC	NC	NC
	ZHQ will delete STD or 100% equipment 321		(req'd)	(req'd)	(req'd)	(req'd)
	ZHQ requires ordering 760 or ZI7		(req'd)	(req'd)	(req'd)	(req'd)
ZIF	BMW Individual Brilliant White Metallic		\$1,450	\$1,450	\$1,450	\$1,450
ZSP	Special Order		\$400	\$400	\$400	\$400
ZSR	Frozen Silver		\$2,000	\$2,000	\$2,000	\$2,000
ZSS	Frozen Grey		\$2,000	\$2,000	\$2,000	\$2,000
ZSV	BMW Individual Frozen Cashmere Silver Metallic		\$2,000	\$2,000	\$2,000	\$2,000
ZSW	Frozen Brilliant White		\$2,000	\$2,000	\$2,000	\$2,000

Wheel Overview

Model Year 2015

4 Series Gran Coupe

Effective: 07/01/14

				428i Gran Coupe	428i xDrive Gran Coupe	435i Gran Coupe	435i xDrive Gran Coupe
	Code: 21C Style: 442 M	19" M Lt/Aly Wheel, Double-spoke, Bicolour Orbit Grey, Mixed RFT	Front: 19x8.0, 225/40 R19 Rear: 19x8.5, 255/35 R19			ZW0	ZW0
	Code: 2A5 Style: 397	18" alloy wheels, A/S RFT tire	Front / Rear: 18x8.0, 225/45 R18	Standard	Standard		
	Code: 2D5 Style: 407	19" Lt/Aly Wheel, Star-Spoke, A/S RFT	Front / Rear: 19x8.0, 225/40 R19	Z6O Z6O (upgrade)	Z6O Z6O (upgrade)		
	Code: 2PL Style: 442M	19"M Double-Spoke Lt Alloy, perf. RFT	Front: 19x8.0, 225/40 R19 Rear: 19x9.0, 255/35 R19			Standard	Standard
	Code: 2T0 Style: 626	19" BMW Individual Lt/Aly wheels V-spoke626 I mixed tires	Front: 19x8.0, 225/40 R19 Rear: 19x8.5, 255/35 R19	ZI6	ZI6	ZI7	ZI7
	Code: 2T1 Style: 407	19"Star-Spoke Lt Alloy Wheels, perf. RFT	Front: 19x8.0, 225/40 R19 Rear: 19x8.5, 255/35 R19	Z6O	Z6O		