



# BMW 3 Series Gran Turismo.

2016MY PRODUCT GUIDE.

## MY16 3 Series Gran Turismo

### Technical Specifications

|  |         | 328i xDrive                        | 335i xDrive                        |
|--|---------|------------------------------------|------------------------------------|
| Engine type                              |         | -                                  | -                                  |
| Transmission type                        |         | N26B20O0<br>8HP45                  | N55B30M0<br>8HP45                  |
| Seats                                    | --      | 5                                  | 5                                  |
| Number of Doors                          | --      | 4                                  | 4                                  |
| Veh. length                              | mm      | 4827                               | 4827                               |
| width                                    | mm      | 1828                               | 1828                               |
| height                                   | mm      | 1508                               | 1508                               |
| Width inc. mirrors                       | mm      | 2047                               | 2047                               |
| Wheelbase                                | mm      | 2921                               | 2921                               |
| Overhang front                           | mm      | 806                                | 806                                |
| Rear overhang                            | mm      | 1101                               | 1101                               |
| Turning circle                           | m       | 12.3                               | 12.3                               |
| Ground clearance                         | mm      | 165                                | 165                                |
| Shoulder width front                     | mm      | 1401                               | 1401                               |
| Shoulder room rear                       | mm      | 1375                               | 1375                               |
| Elbow width front                        | mm      | 1465                               | 1465                               |
| Elbowroom rear                           | mm      | 1455                               | 1455                               |
| legroom front                            | mm      | 1068                               | 1068                               |
| legroom rear                             | mm      | 995                                | 995                                |
| Max. headroom front                      | mm      | 1048                               | 1048                               |
| Maximum headroom rear                    | mm      | 974                                | 974                                |
| Maximum headroom second                  | mm      | 957                                | 957                                |
| Knee clearance                           | mm      | 130                                | 130                                |
| Luggage volume                           | m³      | 0.52 - 1.6                         | 0.52 - 1.6                         |
| Fuel tank capacity (approx.)             | liter   | 60                                 | 60                                 |
| Rear VWeight distribution (empty car)    | %       | 51.5                               | 50.2                               |
| Curb weight                              | kg      | 1785                               | 1819                               |
| Gross weight                             | kg      | 2234                               | 2284                               |
| Front Axle Load Limit                    | kg      | 1030                               | 1070                               |
| Rear Axle Load Limit                     | kg      | 1263                               | 1259                               |
| Engine type                              | --      | N26B20O0                           | N55B30M0                           |
| Engine type                              | --      | in line                            | in line                            |
| Cylinders                                | --      | 4                                  | 6                                  |
| Valves p.cyl.                            | --      | 4                                  | 4                                  |
| Fuel management                          | --      | MEVD 17.2.P                        | MEVD 17.2.G                        |
| Charging Type                            | --      | TwinPower Turbo                    | TwinPower Turbo                    |
| Charging Technique                       | --      | -                                  | TwinScroll Turbo Technology        |
| Injection type                           | --      | -                                  | High precision direct injection    |
| Injection technique                      | --      | DI2,VVT                            | DI2,VVT                            |
| Stroke                                   | mm      | 90.1                               | 89.6                               |
| Bore                                     | mm      | 84                                 | 84                                 |
| Displacement                             | cm³     | 1997                               | 2979                               |
| Compression rate                         | :1      | 10                                 | 10.2                               |
| Engine power                             | HP      | 241                                | 300                                |
| at rpm                                   | 1/min   | 5000-6500                          | 5800-6000                          |
| Engine torque                            | ft lbs  | 258                                | 300                                |
| at rpm                                   | 1/min   | 1450-4800                          | 1300-5000                          |
| Fuel type                                | --      | gasoline                           | gasoline                           |
| recomm.                                  | --      | AKI 91                             | AKI 91                             |
| Engine oil (filling quantity)            | liter   | 4.8                                | 6.5                                |
| Output per litre                         | kW/dm³  | 90.1                               | 75.2                               |
| Transmission type                        | --      | 8HP45                              | 8HP45                              |
| Gear ratios 1st gear                     | --      | 4.714                              | 4.714                              |
| 2nd                                      | --      | 3.143                              | 3.143                              |
| 3rd                                      | --      | 2.106                              | 2.106                              |
| 4th                                      | --      | 1.667                              | 1.667                              |
| 5th                                      | --      | 1.285                              | 1.285                              |
| 6th                                      | --      | 1                                  | 1                                  |
| 7th                                      | --      | 0.839                              | 0.839                              |
| 8th                                      | --      | 0.667                              | 0.667                              |
| Reverse gear                             | --      | 3.295                              | 3.295                              |
| Final drive ratio                        | --      | 3.154                              | 3.077                              |
| Suspension type front                    | --      | 2-link drive suspension strut axle | 2-link drive suspension strut axle |
| Rear suspension                          | --      | five-link suspension               | five-link suspension               |
| Steering type                            | --      | rack-and-pinion                    | rack-and-pinion                    |
| Power-steering                           | --      | EPS                                | EPS                                |
| Steering transmission, overall           | :1      | 15.3                               | 15.3                               |
| Front brake                              | --      | disc ventilated                    | disc ventilated                    |
| Rear brake                               | --      | disc ventilated                    | disc ventilated                    |
| Front Track                              | mm      | 1541                               | 1541                               |
| Rear Track                               | mm      | 1586                               | 1586                               |
| Run flat tyres                           | --      | yes                                | yes                                |
| A  | m²      | 2.31                               | 2.31                               |
| Cx                                       | --      | 0.29                               | 0.3                                |
| Air resistance                           | m²      | 0.67                               | 0.69                               |
| Top speed                                | km/h    | 210                                | 210                                |
| Top speed optional                       | km/h    | 240                                | 240                                |
| 0-100Km/h                                | s       | 6.4                                | 5.4                                |
| 0-60 mph                                 | s       | 6.1                                | 5.1                                |
| Fuel cons. City                          | L/100km | 10.6                               | 11.9                               |
| Fuel cons. Highway                       | L/100km | 7.2                                | 7.8                                |
| Fuel cons. Combined                      | L/100km | 9.1                                | 10                                 |
| Emission classification (type-certified) | --      | SULEV                              | ULEV II                            |
| Generator amperage                       | A       | 170                                | 170                                |
| Alternator output                        | W       | 2380                               | 2380                               |
| Battery Capacity (low voltage)           | Ah      | 90                                 | 90                                 |
| Facing surface [ft²]                     | ft      | 24.87                              | 24.87                              |
| CxA[ft²]                                 | ft      | 7.21                               | 7.46                               |

## Retail Pricing

Model Year 2016

3 Series GT

Effective: 07/01/15

|                       |   | Start of Production | 328i xDrive<br>Gran<br>Turismo | 335i xDrive<br>Gran<br>Turismo |
|-----------------------|---|---------------------|--------------------------------|--------------------------------|
|                       |   | Base Price          | 07/15<br>\$48,990              | 07/15<br>\$56,990              |
| <b>Non-Metallic</b>   |   |                     | STD                            | STD                            |
| 300                   | Alpine White  |                     |                                |                                |
| 668                   | Jet Black   |                     |                                | NA                             |
| <b>Metallic</b>       |   |                     | \$895                          | \$895                          |
| 475                   | Black Sapphire Metallic                                       |                     |                                |                                |
| 481                   | Kalahari Beige Metallic                                       |                     |                                | NA                             |
|                       | 481 cannot be ordered with Z6K                                |                     | (req'd)                        |                                |
| A75                   | Melbourne Red Metallic  |                     |                                |                                |
| A83                   | Glacier Silver Metallic                                       |                     |                                |                                |
| A89                   | Imperial Blue Metallic  |                     |                                | NA                             |
| A96                   | Mineral White Metallic  |                     |                                | NA                             |
| B38                   | Midnight Blue Metallic  |                     |                                | NA                             |
| B39                   | Mineral Grey Metallic   |                     |                                |                                |
| B45                   | Estoril Blue Metallic   |                     | NA                             |                                |
| B53                   | Sparkling Brown Metallic                                      |                     |                                | NA                             |
|                       | B53 cannot be ordered with Z6K                                |                     | (req'd)                        |                                |
| <b>Upholstery</b>     |   |                     |                                |                                |
| <b>Dakota Leather</b> |   |                     | NC                             | NC                             |
| LCD3                  | Saddle Brown Dkt Lthr   |                     |                                |                                |
|                       | LCD3 requires ordering 481 or Z6K                             |                     | (req'd)                        | (req'd)                        |
|                       | In combination with Z6K                                       |                     | NC                             |                                |
| LCDF                  | Veneto Beige Dkt Lthr   |                     | NA                             |                                |
| LCL3                  | Black w/Red Highlight Dkt Lthr                                |                     |                                | NA                             |
|                       | LCL3 requires ordering Z6K                                    |                     | (req'd)                        |                                |
|                       | In combination with Z6K                                       |                     | NC                             |                                |
| LCL5                  | Coral Red Dkt Lthr  |                     |                                |                                |
|                       | LCL5 cannot be ordered with 4WF                               |                     |                                | (req'd)                        |
|                       | LCL5 requires ordering Z6K                                    |                     | (req'd)                        |                                |
|                       | In combination with Z6K                                       |                     | NC                             |                                |
|                       | LCL5 cannot be ordered with 4LV                               |                     | (req'd)                        |                                |
| LCLX                  | Saddle Brown Dkt Lthr w/Exclusive Stitching                   |                     |                                | NA                             |
|                       | LCLX cannot be ordered with Z6K                               |                     | (req'd)                        |                                |
| LCLY                  | Veneto Beige Dkt Lthr w/Exclusive Stitching                   |                     |                                | NA                             |
|                       | In combination with Z6K                                       |                     | NC                             |                                |
| LCLZ                  | Black Dkt Lthr w/Exclusive Stitching                          |                     |                                | NA                             |
|                       | Included in package   |                     | Z6K                            |                                |
| LCOM                  | Oyster/Black Dkt Lthr   |                     |                                |                                |
|                       | In combination with Z6K                                       |                     | NC                             |                                |
| LCSW                  | Black Dkt Lthr  |                     | NA                             |                                |
| <b>Lines</b>          |   |                     |                                |                                |
| Z6K                   | <b>Sport Line</b>   |                     | \$1,500                        | NA                             |
|                       | 2L8 - 19" Double-Spoke Lt Alloy Wheels, style466, Mixed Tires |                     | NC                             |                                |
|                       | 4FT - Brushed Aluminum Trim w/High-Gloss BlackHighlight       |                     | NC                             |                                |
|                       | 4FU - Fineline Anthracite Trim w/Chrome Highlight             |                     | NC                             |                                |
|                       | 4FW - Burlled Walnut Wood Trim w/Chrome Highlight             |                     | NC                             |                                |
|                       | 4LS - Brushed Aluminum Trim w/Chrome Highlight                |                     | NC                             |                                |
|                       | LCD3 - Saddle Brown Dkt Lthr                                  |                     | NC                             |                                |
|                       | LCL3 - Black w/Red Highlight Dkt Lthr                         |                     | NC                             |                                |
|                       | LCL5 - Coral Red Dkt Lthr                                     |                     | NC                             |                                |
|                       | LCLY - Veneto Beige Dkt Lthr w/Exclusive Stitching            |                     | NC                             |                                |
|                       | LCOM - Oyster/Black Dkt Lthr                                  |                     | NC                             |                                |
|                       | Z6K will delete STD or 100% equipment 205, 2H2, 3L8 and 7S2   |                     | (req'd)                        |                                |
| <b>Packages</b>       |   |                     |                                |                                |
| Z4W                   | <b>Driver Assistance Package</b>                              |                     | \$1,700                        | NA                             |
|                       | Z4W requires ordering Z6G                                     |                     | (req'd)                        |                                |
| Z6G                   | <b>Premium Package</b>  |                     | \$3,900                        | NA                             |
| Z6H                   | <b>Executive Package</b>                                      |                     | \$2,000                        | NA                             |
| Z6I                   | <b>Performance Package</b>                                    |                     | \$1,700                        | NA                             |
|                       | Z6I will delete STD or 100% equipment 205 and 2H2             |                     | (req'd)                        |                                |

## Retail Pricing

Model Year 2016

3 Series GT






Effective: 07/01/15

|                |   | Start of Production | 328i xDrive<br>Gran<br>Turismo | 335i xDrive<br>Gran<br>Turismo |
|----------------|---|---------------------|--------------------------------|--------------------------------|
|                |   | Base Price          | 07/15<br>\$48,990              | 07/15<br>\$56,990              |
| Z6J            | Z6I cannot be ordered with Z6K<br><b>Performance Package w/Sport Line</b>         |                     | (req'd)<br>\$1,200             | NA                             |
| Z6L            | Z6J requires ordering Z6K<br><b>Executive Package</b>                             |                     | (req'd)<br>NA                  | \$2,500                        |
| Z6T            | Z6L requires ordering Z6T<br><b>Premium Package</b>                               |                     | NA                             | (req'd)<br>\$4,500             |
| Z9T            | Z6T will delete STD or 100% equipment 676 and 693<br><b>M Performance Package</b> |                     | NA                             | (req'd)<br>\$1,700             |
| ZTO            | <b>ConnectedDrive Services Professional w/ARTTI</b>                               |                     | \$500                          | \$500                          |
|                | ZTO requires ordering Z6T   |                     |                                | (req'd)                        |
|                | ZTO requires ordering Z6G   |                     | (req'd)                        |                                |
| <b>Options</b> |   |                     |                                |                                |
| 2W9            | 19" Lt/Ally Wheel, W-Spoke, A/S RFT<br>(19x8.0, 225/40 R19)                       |                     | \$850                          | NA                             |
|                | 2W9 cannot be ordered with Z6K  |                     | (req'd)                        |                                |
|                | Included in package   |                     | Z6I                            |                                |
| 3BE            | Mirror caps Black   |                     | NC                             | NA                             |
|                | 3BE requires ordering Z6K   |                     | (req'd)                        |                                |
| 441            | Smoker's Package  |                     | \$100                          | \$100                          |
| 481            | Sport Seats   |                     | \$600                          | 100%                           |
|                | 481 cannot be ordered with Z6K  |                     | (req'd)                        |                                |
|                | Included in package   |                     | Z6K                            |                                |
| 488            | Lumbar Support  |                     | \$300                          | NA                             |
|                | Included in package   |                     | Z6H                            | Z6T                            |
| 493            | Storage Compartment Package   |                     | \$350                          | \$350                          |
| 4FT            | Brushed Aluminum Trim w/High-Gloss BlackHighlight                                 |                     | NC                             | NC                             |
|                | In combination with Z6K   |                     | NC                             |                                |
| 4FU            | Fineline Anthracite Trim w/Chrome Highlight                                       |                     | 100%                           | NC                             |
|                | In combination with Z6K   |                     | NC                             |                                |
| 4FW            | Burled Walnut Wood Trim w/Chrome Highlight  |                     | NC                             | NC                             |
|                | In combination with Z6K   |                     | NC                             |                                |
| 4LS            | Brushed Aluminum Trim w/Chrome Highlight  |                     | NC                             | NC                             |
|                | In combination with Z6K   |                     | NC                             |                                |
| 4WG            | Aluminum Hexagon Trim w/High-Gloss BlackHighlight                                 |                     | NA                             | NC                             |
| 5AG            | Active Blind Spot Detection   |                     | Z4W                            | \$600                          |
| 5DF            | Active Cruise with Stop and Go  |                     | \$1,000                        | \$1,000                        |
| 5DP            | Park Assistant  |                     | \$400                          | \$400                          |
|                | 5DP requires ordering Z6T   |                     |                                | (req'd)                        |
|                | 5DP requires ordering Z6G   |                     | (req'd)                        |                                |
| 610            | Head-Up Display   |                     | \$1,500                        | \$1,500                        |
|                | Included in package   |                     | Z6H                            | Z6L                            |
| 6NS            | Convenience Telephony with Smartphone Connectivity                                |                     | \$600                          | \$600                          |
|                | 6NS will delete STD or 100% equipment 6NH   |                     | (req'd)                        | (req'd)                        |
| 760            | High-Gloss Shadow Line  |                     | Z6K                            | NC                             |
|                | 760 requires ordering ZHQ   |                     |                                | (req'd)                        |
| 8TH            | Speed Limit Info  |                     | \$350                          | \$350                          |
|                | 8TH requires ordering Z6G   |                     | (req'd)                        |                                |
|                | 8TH requires ordering Z6T   |                     |                                | (req'd)                        |
| ZED            | European Delivery   |                     | NC                             | NC                             |
| ZHQ            | Air Breather in Contrasting Colour  |                     | NC                             | NC                             |
|                | ZHQ will delete STD or 100% equipment 321   |                     | (req'd)                        | (req'd)                        |
|                | ZHQ requires ordering 760   |                     |                                | (req'd)                        |
| ZSP            | Special Order   |                     | \$400                          | \$400                          |

## Wheel Overview

Model Year 2016

3 Series GT  
Effective: 07/01/15

|   |  |   |   | 328i xDrive<br>Gran Turismo                          | 335i xDrive<br>Gran Turismo |
|---|--|---|---|--|-----------------------------|
|    | <b>Code: 2H2</b><br><b>Style: 416</b>  | 18" alloy wheels, A/S RFT<br>tire                                 | Front / Rear:<br>18x8.0, 225/45 R18                         | Standard   |                             |
|    | <b>Code: 2L8</b><br><b>Style: 466</b>  | 19" Double-Spoke Lt Alloy<br>Wheels, style 466, Mixed<br>Tires    | Front:<br>19x8.0, 225/45 R19<br>Rear:<br>19x9.0, 255/40 R19 | Z6K  |                             |
|    | <b>Code: 2T8</b><br><b>Style: 466</b>  | 19" Lt/Aly Wheel, Double-<br>Spoke, A/S RFT                       | Front:<br>19x8.0, 225/45 R19<br>Rear:<br>19x9.0, 255/40 R19 | Z6K  |                             |
|   | <b>Code: 2V5</b><br><b>Style: 598M</b> | 19" M Double-Spoke Lt<br>Alloy Wheels, style 598M,<br>Mixed Tires | Front:<br>19x8.0, 225/45 R19<br>Rear:<br>19x9.0, 255/40 R19 |  | Standard                    |
|  | <b>Code: 2W9</b><br><b>Style: 440</b>  | 19" Lt/Aly Wheel, W-<br>Spoke, A/S RFT                            | Front / Rear:<br>19x8.0, 225/40 R19                         | Optional<br>Z6I<br>(Not in combination<br>with Z6K ) |                             |