

**4 Series
Coupé**

430i xDrive
440i
440i xDrive



**The Ultimate
Driving Experience.®**



BMW 4 Series Coupé.

2018MY PRODUCT GUIDE.








**MY18 4 Series Coupe
Technical Specifications**

		430i xDrive	440i	440i	440i xDrive	440i xDrive
Engine type		B46B2000	B58B30M0	B58B30M0	B58B30M0	B58B30M0
Transmission type		automatic	manuel	automatic	manuel	automatic
Seats	--	4	4	4	4	4
Number of Doors	--	2	2	2	2	2
drive type	--	AWD	RWD	RWD	AWD	AWD
Veh. length	mm	4639	4639	4639	4639	4639
width	mm	1825	1825	1825	1825	1825
height	mm	1392	1377	1377	1392	1392
Width incl. mirrors	mm	2017	2017	2017	2017	2017
Width incl.mirror driver	mm	1020	1020	1020	1020	1020
Width incl.mirror passengers side	mm	997	997	997	997	997
Wheelbase	mm	2810	2810	2810	2810	2810
Overhang front	mm	788	788	788	788	788
Rear overhang	mm	1041	1041	1041	1041	1041
Turning circle	m	11.8	11.3	11.3	11.8	11.8
Ground clearance	mm	145	130	130	145	145
Shoulder width front	mm	1405	1405	1405	1405	1405
Shoulder room rear	mm	1313	1313	1313	1313	1313
Elbow width front	mm	1465	1465	1465	1465	1465
Elbowroom rear	mm	1400	1400	1400	1400	1400
Front Legroom	mm	1073	1073	1073	1073	1073
Rear Legroom	mm	857	857	857	857	857
Max. headroom front	mm	1011	1011	1011	1011	1011
Maximum headroom rear	mm	917	917	917	917	917
Knee clearance	mm	46	46	46	46	46
Luggage volume [V211-2]	m³	0.445	0.445	0.445	0.445	0.445
Fuel tank capacity (approx.) series	liter	60	60	60	60	60
Rear Weight Distribution	%	48.4	48.9	48.8	47.7	47.1
Crub Weight	kg	1681	1666	1688	1735	1751
Gross Vehicle Weight	kg	2095	2060	2075	2130	2145
Payload	kg	358	358	358	358	358
Front Axle Load Limit	kg	995	985	985	1040	1040
Rear Axle Load Limit	kg	1130	1130	1130	1145	1145
Engine type	--	B46B2000	B58B30M0	B58B30M0	B58B30M0	B58B30M0
Cylinders	--	4	6	6	6	6
Valves p.cyl.	--	4	4	4	4	4
Stroke	mm	94.6	94.6	94.6	94.6	94.6
Bore	mm	82	82	82	82	82
Displacement	cm³	1998	2998	2998	2998	2998
Compression rate	:1	11	11	11	11	11
Engine power [bHP]	bHP	248	322	320	322	320
at rpm	1/min	5200	5500	5500	5500	5500
Engine torque	ft lbs	258	332	330	332	330
at rpm	1/min	1450-4800	1380-5000	1380-5000	1380-5000	1380-5000
Fuel type	--	gasoline	gasoline	gasoline	gasoline	gasoline
Useable Fuel quality	--	AKI 89 MIN	RON91-100	AKI 89 MIN	RON91-100	AKI 89 MIN
recomm.	--	AKI 91	RON95	AKI 91	RON95	AKI 91
Engine oil (filling quantity)	liter	5.25	6.5	6.5	6.5	6.5
Transmission type	--	8HP50	K-Benzin-BK	8HP50	K-Benzin-BK 4WD	8HP50
Transmission type	--	automatic transmission	manual transmission	automatic transmission	manual transmission	automatic transmission
Gear ratios 1st gear	--	5	4.11	5	4.11	5
2nd	--	3.2	2.315	3.2	2.315	3.2
3rd	--	2.143	1.542	2.143	1.542	2.143
4th	--	1.72	1.179	1.72	1.179	1.72
5th	--	1.314	1	1.314	1	1.314
6th	--	1	0.846	1	0.846	1
7th	--	0.822	-	0.822	-	0.822
8th	--	0.64	-	0.64	-	0.64
Reverse gear	--	3.456	3.727	3.456	3.727	3.456
Final drive ratio	--	2.813	3.231	2.813	3.231	2.813
Power-steering	--	EPS	EPS	EPS	EPS	EPS
Steering transmission, overall	:1	15.1	15	15	15.1	15.1
Front tyres	--	225/50 R17 94V AS	225/45 R18 91V AS	225/45 R18 91V AS	225/45 R18 91V AS	225/45 R18 91V AS
Front rims	--	7.5J x 17 LM	8J x 18 LM	8J x 18 LM	8J x 18 LM	8J x 18 LM
Rear tyres	--	225/50 R17 94V AS	225/45 R18 91V AS	225/45 R18 91V AS	225/45 R18 91V AS	225/45 R18 91V AS
Rear rims	--	7.5J x 17 LM	8J x 18 LM	8J x 18 LM	8J x 18 LM	8J x 18 LM
Track front	mm	1544	1551	1551	1550	1550
Width of the rear track	mm	1590	1600	1600	1596	1596
Wheel offset front	mm	37	34	34	34	34
Wheel offset rear	mm	37	34	34	34	34
Run flat tyres	--	yes	yes	yes	yes	yes
A	m²	2.16	2.16	2.16	2.16	2.16
Cx	--	0.3	0.3	0.3	0.31	0.31
Air resistance	m²	0.65	0.65	0.65	0.67	0.67
Top speed	km/h	210	210	210	210	210
Top speed optional	km/h	240	250	250	240	240
0-100km/h	s	5.8	5.2	5.1	5	4.9
Fuel cons. City	L/100km	10.5	12.3	11.1	12.2	11.2
Fuel cons. Highway	L/100km	7.4	8.3	7.8	8.5	7.6
Fuel cons. Combined	L/100km	9.1	10.5	9.6	10.5	9.6
Emission classification (type-certified)	--	ULEV II	ULEV II	ULEV II	ULEV II	ULEV II
Battery Capacity (low voltage)	Ah	90	90	90	90	90
System voltage (low voltage)	V	12	12	12	12	12

Wheel Overview

Model Year 2018

4 Series Coupe
Effective: 03/01/17

				430i xDrive Coupe	440i Coupe	440i xDrive Coupe
	Code: 21B Style: 441 M	18" M Lt/Aly wheels Double-spoke 441 M Ferric Grey metallic, Perf. RFT	Front: 18x8.0, 225/45 R18 Rear: 18x8.5, 255/40 R18	ZMP		
	Code: 21W Style: 704M	19" M Lt/Aly Wheels, Double-spoke 704M, Bi-Colour Orbit Grey, Perf. RFT	Front: 19x8.0, 225/40 R19 Rear: 19x8.5, 255/35 R19		ZW0	ZW0
	Code: 21Z Style: 704M	19" M Lt/Aly Wheels, Double-Spoke, Style 704 M, Ferric Grey, Perf. RFT	Front: 19x8.0, 225/40 R19 Rear: 19x8.5, 255/35 R19	ZMP ZMP (upgrade) (Not in combination with Z60)	Standard	Standard
	Code: 23N Style: 398	18" Lt/Aly Wheel, V-spoke 398, Orbit Grey, Perf. Non-RFT	Front: 18x8.0, 225/45 R18 Rear: 18x8.5, 255/40 R18	ZMP ZMP (upgrade)		
	Code: 25H Style: 407	19" Lt/Aly Wheels, Star-spoke 407, Bicolour Orbit Grey, Perf. RFT	Front: 19x8.0, 225/40 R19 Rear: 19x8.5, 225/35 R19	Optional		
	Code: 25K Style: 407	19" Lt/Aly Wheels, Star-spoke 407, Bicolour Orbit Grey, A/S RFT	Front / Rear: 19x8.0, 225/40 R19	Optional		
	Code: 2A5 Style: 397	18" alloy wheels,	Front / Rear: 18x8.0, 225/45 R18	Standard		

Retail Pricing

Model Year 2018

4 Series Coupe
Effective: 03/01/17

	Start of Production Base Price	430i xDrive Coupe 03/17 \$52,150	440i Coupe 03/17 \$57,650	440i xDrive Coupe 03/17 \$58,350
		STD	STD	STD
300	Non-Metallic Alpine White			
668	Jet Black 668 cannot be ordered with ZMP	(req'd) \$895	NA \$895	NA \$895
	Metallic			
475	Black Sapphire Metallic			
A75	Melbourne Red Metallic			
A83	Glacier Silver Metallic			
A89	Imperial Blue Metallic A89 cannot be ordered with ZMP	(req'd)	NA	NA
A96	Mineral White Metallic A96 cannot be ordered with ZMP	(req'd)	NA	NA
B39	Mineral Grey Metallic			
B45	Estoril Blue Metallic B45 requires ordering ZMP	(req'd)		
B53	Sparkling Brown Metallic B53 cannot be ordered with ZMP	(req'd)	NA	NA
C1G	Snapper Rocks Blue Metallic			
C1X	Sunset Orange Metallic C1X cannot be ordered with ZMP	(req'd)	NA	NA
X02	Citrin Black Metallic	\$1,450	\$1,450	\$1,450
X08	Champagne Quartz Metallic	\$1,450	\$1,450	\$1,450
X10	Tanzanite Blue Metallic	\$1,450	\$1,450	\$1,450
X12	Smoked Topaz Metallic	\$1,450	\$1,450	\$1,450
	Upholstery			
	Dakota Leather	NC	NC	NC
LCFH	Ivory White Dkt Lthr w/Dark Oyster Stitching			
LCFL	Veneto Beige w/Dark Oyster Highlight DktLthr			
LCL3	Black w/Red Highlight Dkt Lthr LCL3 cannot be ordered with ZMP	(req'd)	NA	NA
LCL5	Coral Red Dkt Lthr			
LCL8	Black Dkt Lthr w/Oyster Stitching			
LCNL	Black Dkt Lthr w/Blue Contrast Stitching LCNL requires ordering ZMP	(req'd)		
LCRY	Cognac Dkt Lthr w/Brown Stitching			
LCSW	Black Dkt Lthr			
LCTX	Night Blue Dkt Lthr w/Dark Oyster Stitching			
LCV1	Veneto Beige Dkt Lthr			
	BMW Individual Extended Merino	NA	\$1,990	\$1,990
ZAG8	BMW Individual - Golden Brown Extended Merino Leather	NA		
ZAKS	BMW Individual - Kashmir Beige Extended Merino Leather	NA		
ZAML	BMW Individual - Nutmeg Extended Merino Leather	NA		
ZAOW	BMW Individual - Opal White Extended Merino Leather	NA		
ZASW	BMW Individual - Black Extended Merino Leather	NA		
	Packages			
Z4A	Premium Package Essential	\$3,650	NA	NA
Z4B	Premium Package Enhanced 6WB - Multifunctional Instrument Display Z4B cannot be ordered with Z4A	\$5,650 NC (req'd)	NA	NA
Z4C	Premium Package Essential	NA	\$3,500	\$3,500
Z4D	Premium Package Enhanced 6WB - Multifunctional Instrument Display Z4D cannot be ordered with Z4C	NA	\$6,000 NC (req'd)	\$6,000 NC (req'd)
Z4L	Driver Assistance Package Z4L requires ordering Z4C or Z4D	NA	\$1,500 (req'd)	\$1,500 (req'd)
Z6N	Driver Assistance Package Z6N requires ordering Z4A or Z4B	\$1,900 (req'd)	NA	NA
Z6O	Performance Package	\$1,700	NA	NA

Retail Pricing

Model Year 2018

4 Series Coupe
Effective: 03/01/17

	Start of Production Base Price	430i xDrive Coupe	440i Coupe	440i xDrive Coupe
		03/17 \$52,150	03/17 \$57,650	03/17 \$58,350
ZMP	Z6O and 25K will delete 2NH and 840 from the order M Sport Package 21Z - 19" M Lt/Aly Wheels, Double-Spoke, Style704 M, Ferric Grey, Perf. RFT 23N - 18" Lt/Aly Wheel, V-spoke 398, Orbit Grey, Perf. Non-RFT ZMP requires ordering Z4A or Z4B ZMP and Z6O cannot be ordered with 21Z ZMP requires ordering 4FT, 4FU, 4FV, 4FW, 4GA, 4MN, 4WF, 4WG, XE5, XE7 and	(req'd) \$3,000 \$500 \$500 (req'd) (req'd) (req'd)	NA	NA
ZP2	M Performance Package II ZP2 requires ordering ZW0	NA	\$2,900 (req'd)	\$2,900 (req'd)
ZTV	Smartphone Connectivity Package ZTV requires ordering Z4B ZTV requires ordering Z4D	\$750 (req'd)	\$750	\$750
ZW0	M Performance Package ZW0 will delete STD or 100% equipment 21Z and 704 ZW0 will delete STD or 100% equipment 21Z	NA	\$1,900 (req'd)	\$1,900 (req'd)
Options				
25H	19" Lt/Aly Wheels, Star-spoke 407, Bicolour Orbit Grey, Perf. RFT (19x8.0, 225/40 R19 front and 19x8.5, 225/35 R19 rear)	\$750	NA	NA
25K	19" Lt/Aly Wheels, Star-spoke 407, Bicolour Orbit Grey, A/S RFT (19x8.0, 225/40 R19)	\$500	NA	NA
321	Air Breather in Body Colour 321 will delete STD or 100% equipment ZHQ	NC (req'd)	NC (req'd)	NC (req'd)
3BE	Mirror caps Black 3BE cannot be ordered with ZMP	NC (req'd)	NA	NA
3L8	Side Frame and Window Molding in Matte Chrome	NA	NC	NC
415	Electric Rear Sunshade	\$350	\$350	\$350
441	Smoker's Package	\$100	\$100	\$100
493	Storage Compartment Package	\$300	\$300	\$300
4FT	Brushed Aluminum Trim w/High-Gloss BlackHighlight	NC	NC	NC
4FU	FineLine Anthracite Trim w/Chrome Highlight	NC	NC	NC
4FV	FineLine Light Wood Trim w/Chrome Highlight	NC	NC	NC
4FW	Burled Walnut Wood Trim w/Chrome Highlight	NC	NC	NC
4GA	Ash Grain Black Trim w/Metal Inlay Chrome Highlight	NC	NC	NC
4MN	Carbon Aluminum Trim w/Chrome Highlight	NC	NC	NC
4WG	Aluminum Hexagon Trim w/High-Gloss BlackHighlight	NA	NC	NC
552	Active LED Headlights 552 and Z4D will delete 5A2 from the order 552 requires ordering Z6N 552 requires ordering Z4D	\$1,500 (req'd)	\$1,500 (req'd)	\$1,500 (req'd)
5DF	Active Cruise with Stop and Go 5DF will delete STD or 100% equipment 544 5DF cannot be ordered with ZW0 5DF cannot be ordered with ZMA	\$1,000 (req'd)	\$1,000 (req'd)	\$1,000 (req'd)
5DP	Park Assistant (Incl 508 PDC Front/Rear) 5DP requires ordering Z4C or Z4D 5DP requires ordering Z4A or Z4B	\$400 (req'd)	\$400 (req'd)	\$400 (req'd)
XE5	Red Brown Dark Sycamore Wood Trim	\$500	\$500	\$500
XE7	Piano Finish Black Wood Trim	\$500	\$500	\$500
XEX	White Ash Wood Trim	\$500	\$500	\$500
XT1	Merino Leather Dash and Door Trim XT1 requires ordering BMW Individual Extended Merino	NA	\$750 (req'd)	\$750 (req'd)
ZED	European Delivery	NC	NC	NC
ZMA	6-Speed Manual Transmission ZMA will delete STD or 100% equipment 2TB	NA	NC (req'd)	NC (req'd)
ZSP	Special Order	\$400	\$400	\$400