

# Specifications.

## The BMW 5 Series Sedan.

### 530i, 530i xDrive.



		BMW 530i Sedan	BMW 530i xDrive Sedan
<b>Body</b>			
No of doors/seats		4/5	4/5
Length/width/height (unladen)	mm	4936/1868/1479	4936/1868/1479
Wheelbase	mm	2975	2975
Track, front/rear	mm	1605/1630	1605/1630
Ground clearance	mm	144	139
Turning circle	m	12.05	12.22
Fuel tank capacity	approx. ltr	68	68
Engine oil <sup>1)</sup>	ltr	5.25	5.25
Weight, unladen, to DIN/EU	kg	1540/1615	1595/1670
Max load to DIN	kg	660	675
Max permissible weight	kg	2200	2270
Max axle load, front/rear	kg	1045/1250	1100/1265
Max trailer load, Braked (12%/unbraked)	kg	2000/750	2000/750
Max roofload/max towbar download	kg	100/90	100/90
Luggage comp capacity	ltr	530	530
Air resistance	c <sub>d</sub> x A	0.24 x 2.35	0.25 x 2.35
<b>Power Unit</b>			
Config/No of cyls/valves		In-line/4/4	In-line/4/4
Engine technology		BMW TwinPower Turbo technology: TwinScroll turbocharger, High Precision Direct Injection, VALVETRONIC fully variable valve control, Double-VANOS variable camshaft timing	
Effective capacity	cc	1998	1998
Stroke/bore	mm	94.6/82.0	94.6/82.0
Compression ratio	:1	10.2	10.2
Fuel		min. RON 91	min. RON 91
Max output	kW/hp	185/252	185/252
at	rpm	5200–6500	5200–6500
Max torque	Nm/lb-ft	350/258	350/258
at	rpm	1450–4800	1450–4800
<b>Electrical System</b>			
Battery/installation	Ah/–	90/Luggage compartment	90/Luggage compartment
Alternator	AW	n.b.	n.b.
<b>Driving Dynamics and Safety</b>			
Suspension, front		Aluminium double track control arm axle with separate lower track arm level, small steering roll radius, traverse force compensation, anti-dive	
Suspension, rear		Five-link axle in aluminium lightweight construction	
Brakes, front		Four-piston fixed-calliper disc brakes / vented	
Brakes, rear		Single-piston floating-calliper disc brakes / vented	
Driving stability systems		Standard: DSC incl. ABS and DTC (Dynamic Traction Control), CBC (Cornering Brake Control), networked with xDrive all-wheel-drive system in Integrated Chassis Management (530i xDrive), DBC (Dynamic Brake Control), Dry Braking function, Fading Compensation, Start-Off Assistant. Optional: Dynamic Damper Control, Drive Performance Control	
Safety equipment		Standard: airbags for driver and front passenger, side airbags for driver and front passenger, head airbags for front and rear seats, three-point inertia-reel seatbelts on all seats with belt latch tensioner and belt force limiter at the front seats, crash sensors, tyre defect indicator	
Steering		Electric Power Steering (EPS) Optional: Integral Active Steering	
Steering ratio, overall	:1	16.3	16.3
Tyres, front/rear		225/55 R17 97Y	225/55 R17 97Y
Rims, front/rear		7.5J x 17 light alloy	7.5J x 17 light alloy

		<b>BMW 530i Sedan</b>	<b>BMW 530i xDrive Sedan</b>
<b>Transmission</b>			
Type of transmission		8-speed Steptronic	8-speed Steptronic
Gear ratios	I :1	5.000	5.000
	II :1	3.200	3.200
	III :1	2.143	2.143
	IV :1	1.720	1.720
	V :1	1.314	1.314
	VI :1	1.000	1.000
	VII :1	0.822	0.822
	VIII :1	0.640	0.640
	R :1	3.456	3.456
Final drive	:1	2.929	2.929
<b>Performance</b>			
Power-to-weight ratio	kg/kW	8.3	8.6
Output per litre	kW/ltr	92.6	92.6
Acceleration 0–100 km/h	sec	6.2	6.0
In 5th gear 80–120 km/h	sec	--	--
Top speed	km/h	250	250
<b>BMW EfficientDynamics</b>			
BMW EfficientDynamics standard features	Brake Energy Regeneration, electromechanical power steering, Automatic Start/Stop function, ECO PRO mode, coasting function, intelligent lightweight construction, optimised aerodynamic attributes, on-demand operation of ancillary units, map-regulated oil pump, differential with optimised warm-up behaviour, tyres with reduced rolling resistance		
<b>Fuel Consumption ECE<sup>2)</sup></b>			
Urban	ltr/100 km	7.3–6.9	7.8–7.4
Extra-urban	ltr/100 km	5.2–4.7	5.6–5.2
Combined	ltr/100 km	5.9–5.5	6.4–6.0
CO <sub>2</sub>	g/km	136–126	147–137
Emission rating		EU6	EU6

Specifications apply to ACEA markets/data relevant to homologation applies in part only to Germany (weight)

<sup>1)</sup> Oil change

<sup>2)</sup> Fuel consumption and CO<sub>2</sub> emissions depend on the selected tyre format

# The BMW 5 Series Sedan. 540i, 540i xDrive.

		<b>BMW 540i Sedan</b>	<b>BMW 540i xDrive Sedan</b>
<b>Body</b>			
No of doors/seats		4/5	4/5
Length/width/height (unladen)	mm	4936/1868/1479	4936/1868/1479
Wheelbase	mm	2975	2975
Track, front/rear	mm	1605/1630	1605/1630
Ground clearance	mm	144	139
Turning circle	m	12.05	12.22
Fuel tank capacity	approx. ltr	68	68
Engine oil <sup>1)</sup>	ltr	6.5	6.5
Weight, unladen, to DIN/EU	kg	1595/1670	1660/1735
Max load to DIN	kg	675	675
Max permissible weight	kg	2270	2340
Max axle load, front/rear	kg	1110/1260	1160/1270
Max trailer load, Braked (12%/unbraked)	kg	2000/750	2000/750
Max roofload/max towbar download	kg	100/90	100/90
Luggage comp capacity	ltr	530	530
Air resistance	c <sub>d</sub> x A	0.25 x 2.35	0.25 x 2.35
<b>Power Unit</b>			
Config/No of cyls/valves		In-line/6/4	In-line/6/4
Engine technology		BMW TwinPower Turbo technology: TwinScroll turbocharger, High Precision Direct Injection, VALVETRONIC fully variable valve control, Double-VANOS variable camshaft timing	
Effective capacity	cc	2998	2998
Stroke/bore	mm	94.6/82.0	94.6/82.0
Compression ratio	:1	11.0	11.0
Fuel		min. RON 91	min. RON 91
Max output	kW/hp	250/340	250/340
at	rpm	5500–6500	5500–6500
Max torque	Nm/lb-ft	450/332	450/332
at	rpm	1380–5200	1380–5200
<b>Electrical System</b>			
Battery/installation	Ah/–	105/Luggage compartment	105/Luggage compartment
Alternator	AW	n.b.	n.b.
<b>Driving Dynamics and Safety</b>			
Suspension, front		Aluminium double track control arm axle with separate lower track arm level, small steering roll radius, traverse force compensation, anti-dive	
Suspension, rear		Five-link axle in aluminium lightweight construction	
Brakes, front		Four-piston fixed-calliper disc brakes / vented	
Brakes, rear		Single-piston floating-calliper disc brakes / vented	
Driving stability systems		Standard: DSC incl. ABS and DTC (Dynamic Traction Control), CBC (Cornering Brake Control), networked with xDrive all-wheel-drive system in Integrated Chassis Management (540i xDrive), DBC (Dynamic Brake Control), Dry Braking function, Fading Compensation, Start-Off Assistant. Optional: Dynamic Damper Control, Drive Performance Control	
Safety equipment		Standard: airbags for driver and front passenger, side airbags for driver and front passenger, head airbags for front and rear seats, three-point inertia-reel seatbelts on all seats with belt latch tensioner and belt force limiter at the front seats, crash sensors, tyre defect indicator	
Steering		Electric Power Steering (EPS) Optional: Integral Active Steering	
Steering ratio, overall	:1	16.3	16.3
Tyres, front/rear		225/55 R17 97Y	225/55 R17 97Y
Rims, front/rear		7.5J x 17 light alloy	7.5J x 17 light alloy

		<b>BMW 540i Sedan</b>	<b>BMW 540i xDrive Sedan</b>
<b>Transmission</b>			
Type of transmission		8-speed Steptronic	8-speed Steptronic
Gear ratios	I :1	5.000	5.000
	II :1	3.200	3.200
	III :1	2.143	2.143
	IV :1	1.720	1.720
	V :1	1.314	1.314
	VI :1	1.000	1.000
	VII :1	0.822	0.822
	VIII :1	0.640	0.640
	R :1	3.456	3.456
Final drive	:1	2.929	2.929
<b>Performance</b>			
Power-to-weight ratio	kg/kW	6.4	6.6
Output per litre	kW/ltr	83.4	83.4
Acceleration 0–100 km/h	sec	5.1	4.8
In 5th gear 80–120 km/h	sec	--	--
Top speed	km/h	250	250
<b>BMW EfficientDynamics</b>			
BMW EfficientDynamics standard features	Brake Energy Regeneration, electromechanical power steering, Automatic Start/Stop function, ECO PRO mode, coasting function, intelligent lightweight construction, optimised aerodynamic attributes, on-demand operation of ancillary units, map-regulated oil pump, differential with optimised warm-up behaviour, tyres with reduced rolling resistance		
<b>Fuel Consumption ECE<sup>2)</sup></b>			
Urban	ltr/100 km	9.2–8.9	9.6–9.3
Extra-urban	ltr/100 km	5.6–5.2	6.1–5.7
Combined	ltr/100 km	6.9–6.5	7.4–6.9
CO <sub>2</sub>	g/km	159–149	169–159
Emission rating		EU6	EU6

Specifications apply to ACEA markets/data relevant to homologation applies in part only to Germany (weight)

<sup>1)</sup> Oil change

<sup>2)</sup> Fuel consumption and CO<sub>2</sub> emissions depend on the selected tyre format

# The BMW 5 Series Sedan. 520d, 520d xDrive.

		<b>BMW 520d Sedan</b>	<b>BMW 520d xDrive Sedan</b>
<b>Body</b>			
No of doors/seats		4/5	4/5
Length/width/height (unladen)	mm	4936/1868/1479	4936/1868/1479
Wheelbase	mm	2975	2975
Track, front/rear	mm	1605/1630	1605/1630
Ground clearance	mm	144	139
Turning circle	m	12.05	12.22
Fuel tank capacity	approx. ltr	66	66
Engine oil <sup>1)</sup>	ltr	5.0	5.0
Weight, unladen, to DIN/EU	kg	1540/1615 (1560/1635)	1620/1695
Max load to DIN	kg	685	705
Max permissible weight	kg	2230 (2245)	2325
Max axle load, front/rear	kg	1045/1280 (1055/1280)	1100/1310
Max trailer load,	kg	1800 (2000)/750	2000/750
Braked (12%/unbraked			
Max roofload/max towbar download	kg	100/90	100/90
Luggage comp capacity	ltr	530	530
Air resistance	c <sub>d</sub> x A	0.24 x 2.35	0.24 x 2.35
<b>Power Unit</b>			
Config/No of cyls/valves		In-line/4/4	In-line/4/4
Engine technology		BMW TwinPower Turbo technology: variable-geometry turbocharger, common-rail direct injection	
Effective capacity	cc	1995	1995
Stroke/bore	mm	90.0/84.0	90.0/84.0
Compression ratio	:1	16.5	16.5
Fuel		Diesel	Diesel
Max output	kW/hp	140/190	140/190
at	rpm	4000	4000
Max torque	Nm/lb-ft	400/295	400/295
at	rpm	1750–2500	1750–2500
<b>Electrical System</b>			
Battery/installation	Ah/–	90/Luggage compartment	90/Luggage compartment
Alternator	AW	n.b.	n.b.
<b>Driving Dynamics and Safety</b>			
Suspension, front		Aluminium double track control arm axle with separate lower track arm level, small steering roll radius, traverse force compensation, anti-dive	
Suspension, rear		Five-link axle in aluminium lightweight construction	
Brakes, front		Four-piston fixed-calliper disc brakes / vented	
Brakes, rear		Single-piston floating-calliper disc brakes / vented	
Driving stability systems		Standard: DSC incl. ABS and DTC (Dynamic Traction Control), CBC (Cornering Brake Control), networked with xDrive all-wheel-drive system in Integrated Chassis Management (520d xDrive), DBC (Dynamic Brake Control), Dry Braking function, Fading Compensation, Start-Off Assistant. Optional: Dynamic Damper Control, Drive Performance Control	
Safety equipment		Standard: airbags for driver and front passenger, side airbags for driver and front passenger, head airbags for front and rear seats, three-point inertia-reel seatbelts on all seats with belt latch tensioner and belt force limiter at the front seats, crash sensors, tyre defect indicator	
Steering		Electric Power Steering (EPS) Optional: Integral Active Steering	
Steering ratio, overall	:1	16.3	16.3
Tyres, front/rear		225/55 R17 97Y	225/55 R17 97Y
Rims, front/rear		7.5J x 17 light alloy	7.5J x 17 light alloy

		<b>BMW 520d Sedan</b>	<b>BMW 520d xDrive Sedan</b>
<b>Transmission</b>			
Type of transmission		6-speed manual (Optional: 8-speed Steptronic)	8-speed Steptronic
Gear ratios	I :1	4.110 (5.000)	5.000
	II :1	2.248 (3.200)	3.200
	III :1	1.403 (2.143)	2.143
	IV :1	1.000 (1.720)	1.720
	V :1	0.802 (1.314)	1.314
	VI :1	0.659 (1.000)	1.000
	VII :1	-- (0.822)	0.822
	VIII :1	-- (0.640)	0.640
	R :1	3.727 (3.456)	3.456
Final drive	:1	3.231 (2.929)	2.929
<b>Performance</b>			
Power-to-weight ratio	kg/kW	11.0 (11.1)	11.6
Output per litre	kW/ltr	70.2	70.2
Acceleration 0–100 km/h	sec	7.7 (7.5)	7.6
In 5th gear 80–120 km/h	sec	8.4 (–)	--
Top speed	km/h	238 (235)	232
<b>BMW EfficientDynamics</b>			
BMW EfficientDynamics standard features	Brake Energy Regeneration, electromechanical power steering, Automatic Start/Stop function, Optimum Shift Indicator (manual gearbox), ECO PRO mode, coasting function (automatic), intelligent lightweight construction, optimised aerodynamic attributes, on-demand operation of ancillary units, map-regulated oil pump, differential with optimised warm-up behaviour, tyres with reduced rolling resistance		
<b>Fuel Consumption ECE<sup>2)</sup></b>			
Urban	ltr/100 km	5.2–4.9 (5.0–4.7)	5.4–5.1
Extra-urban	ltr/100 km	4.1–3.7 (5.1–3.8)	4.6–4.2
Combined	ltr/100 km	4.5–4.2 (4.5–4.1)	4.9–4.5
CO <sub>2</sub>	g/km	119–109 (118–108)	129–119
Emission rating		EU6	EU6

Specifications apply to ACEA markets/data relevant to homologation applies in part only to Germany (weight)  
Figures in brackets apply to models with automatic transmission

<sup>1)</sup> Oil change

<sup>2)</sup> Fuel consumption and CO<sub>2</sub> emissions depend on the selected tyre format

# The BMW 5 Series Sedan. 530d, 530d xDrive.

		<b>BMW 530d Sedan</b>	<b>BMW 530d xDrive Sedan</b>
<b>Body</b>			
No of doors/seats		4/5	4/5
Length/width/height (unladen)	mm	4936/1868/1479	4936/1868/1479
Wheelbase	mm	2975	2975
Track, front/rear	mm	1605/1630	1605/1630
Ground clearance	mm	144	139
Turning circle	m	12.05	12.22
Fuel tank capacity	approx. ltr	66	66
Engine oil <sup>1)</sup>	ltr	6.5	6.5
Weight, unladen, to DIN/EU	kg	1640/1715	1695/1770
Max load to DIN	kg	705	690
Max permissible weight	kg	2345	2385
Max axle load, front/rear	kg	1125/1310	1175/1310
Max trailer load,	kg	2000/750	2000/750
Braked (12%/unbraked			
Max roofload/max towbar download	kg	100/90	100/90
Luggage comp capacity	ltr	530	530
Air resistance	c <sub>d</sub> x A	0.24 x 2.35	0.25 x 2.35
<b>Power Unit</b>			
Config/No of cyls/valves		In-line/6/4	In-line/6/4
Engine technology		BMW TwinPower Turbo technology: variable-geometry turbocharger, common-rail direct injection	
Effective capacity	cc	2993	2993
Stroke/bore	mm	90.0/84.0	90.0/84.0
Compression ratio	:1	16.5	16.5
Fuel		Diesel	Diesel
Max output	kW/hp	195/265	195/265
at	rpm	4000	4000
Max torque	Nm/lb-ft	620/457	620/457
at	rpm	2000–2500	2000–2500
<b>Electrical System</b>			
Battery/installation	Ah/–	105/Luggage compartment	105/Luggage compartment
Alternator	A/W	n.b.	n.b.
<b>Driving Dynamics and Safety</b>			
Suspension, front		Aluminium double track control arm axle with separate lower track arm level, small steering roll radius, traverse force compensation, anti-dive	
Suspension, rear		Five-link axle in aluminium lightweight construction	
Brakes, front		Four-piston fixed-calliper disc brakes / vented	
Brakes, rear		Single-piston floating-calliper disc brakes / vented	
Driving stability systems		Standard: DSC incl. ABS and DTC (Dynamic Traction Control), CBC (Cornering Brake Control), networked with xDrive all-wheel-drive system in Integrated Chassis Management (530d xDrive), DBC (Dynamic Brake Control), Dry Braking function, Fading Compensation, Start-Off Assistant. Optional: Dynamic Damper Control, Drive Performance Control	
Safety equipment		Standard: airbags for driver and front passenger, side airbags for driver and front passenger, head airbags for front and rear seats, three-point inertia-reel seatbelts on all seats with belt latch tensioner and belt force limiter at the front seats, crash sensors, tyre defect indicator	
Steering		Electric Power Steering (EPS) Optional: Integral Active Steering	
Steering ratio, overall	:1	16.3	16.3
Tyres, front/rear		225/55 R17 97Y	225/55 R17 97Y
Rims, front/rear		7.5J x 17 light alloy	7.5J x 17 light alloy

		<b>BMW 530d Sedan</b>	<b>BMW 530d xDrive Sedan</b>
<b>Transmission</b>			
Type of transmission		8-speed Steptronic	8-speed Steptronic
Gear ratios	I :1	5.000	5.000
	II :1	3.200	3.200
	III :1	2.143	2.143
	IV :1	1.720	1.720
	V :1	1.313	1.313
	VI :1	1.000	1.000
	VII :1	0.823	0.823
	VIII :1	0.640	0.640
	R :1	3.478	3.478
Final drive	:1	2.471	2.471
<b>Performance</b>			
Power-to-weight ratio	kg/kW	8.4	8.7
Output per litre	kW/ltr	65.2	65.2
Acceleration 0–100 km/h	sec	5.7	5.4
In 5th gear 80–120 km/h	sec	--	--
Top speed	km/h	250	250
<b>BMW EfficientDynamics</b>			
BMW EfficientDynamics standard features	Brake Energy Regeneration, electromechanical power steering, Automatic Start/Stop function, ECO PRO mode, coasting function, intelligent lightweight construction, optimised aerodynamic attributes, on-demand operation of ancillary units, map-regulated oil pump, differential with optimised warm-up behaviour, tyres with reduced rolling resistance		
<b>Fuel Consumption ECE<sup>2)</sup></b>			
Urban	ltr/100 km	5.6–5.3	6.2–5.8
Extra-urban	ltr/100 km	4.4–4.1	4.9–4.6
Combined	ltr/100 km	4.9–4.5	5.4–5.0
CO <sub>2</sub>	g/km	128–118	142–132
Emission rating		EU6	EU6

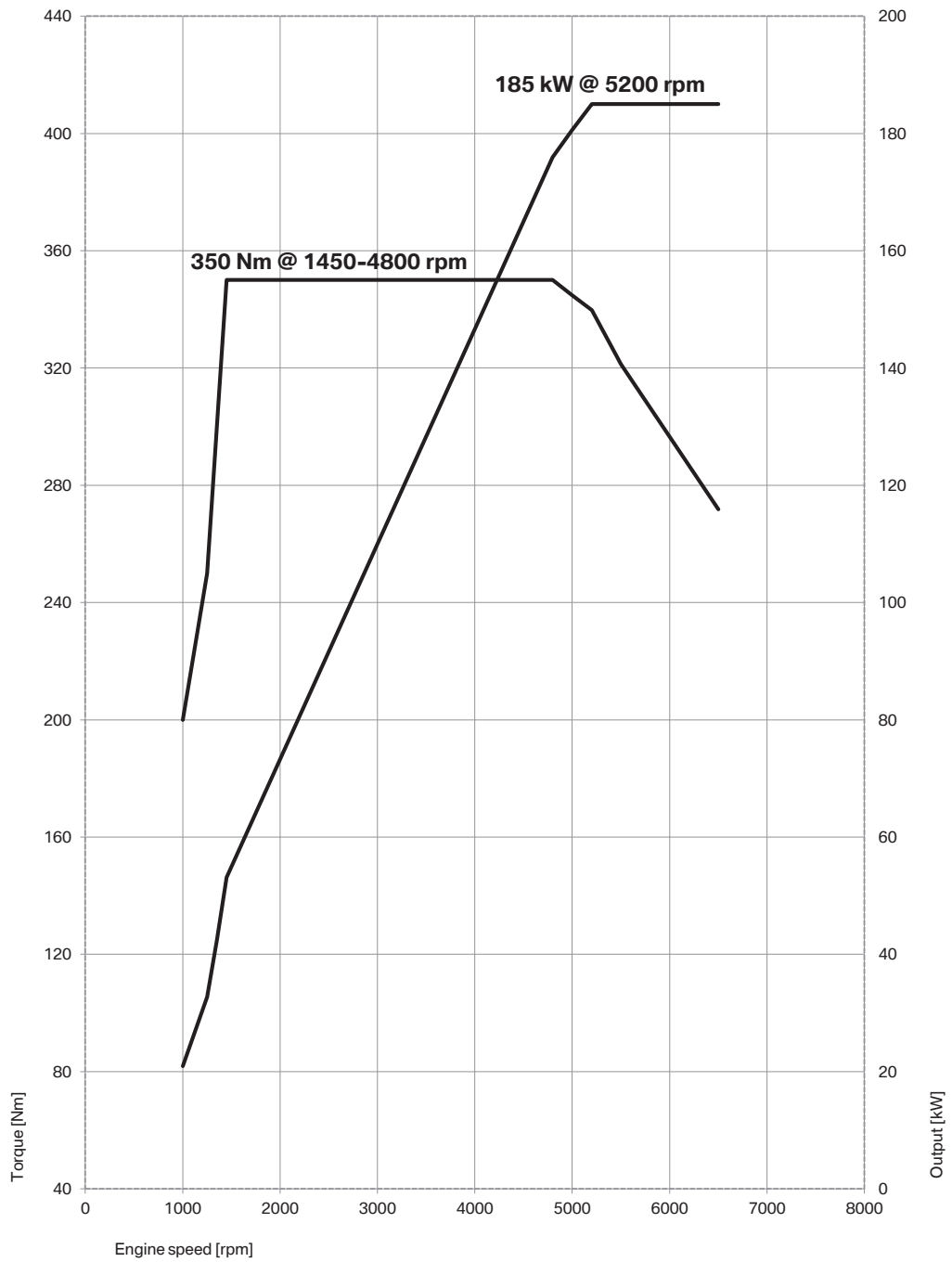
Specifications apply to ACEA markets/data relevant to homologation applies in part only to Germany (weight)

<sup>1)</sup> Oil change

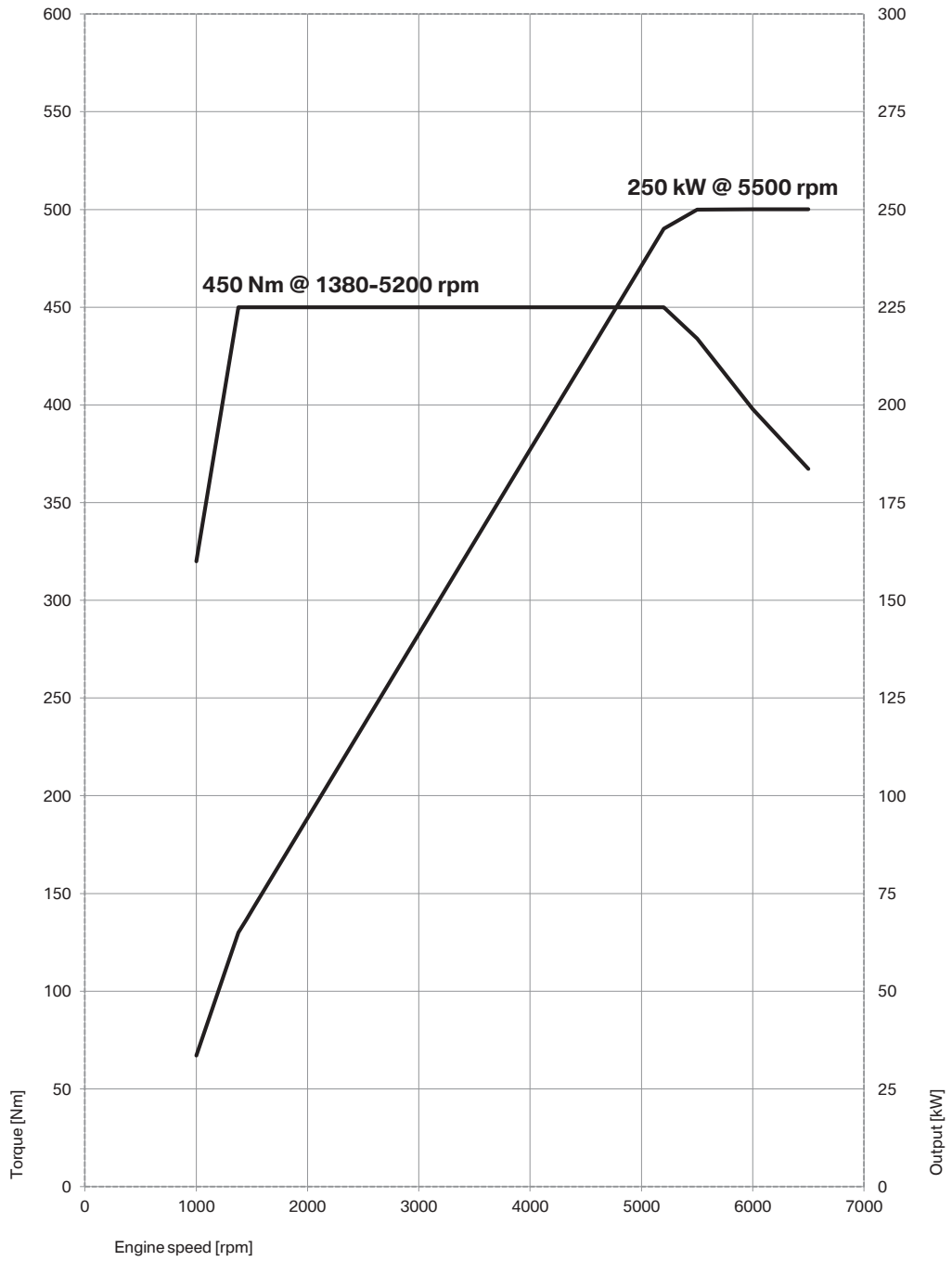
<sup>2)</sup> Fuel consumption and CO<sub>2</sub> emissions depend on the selected tyre format



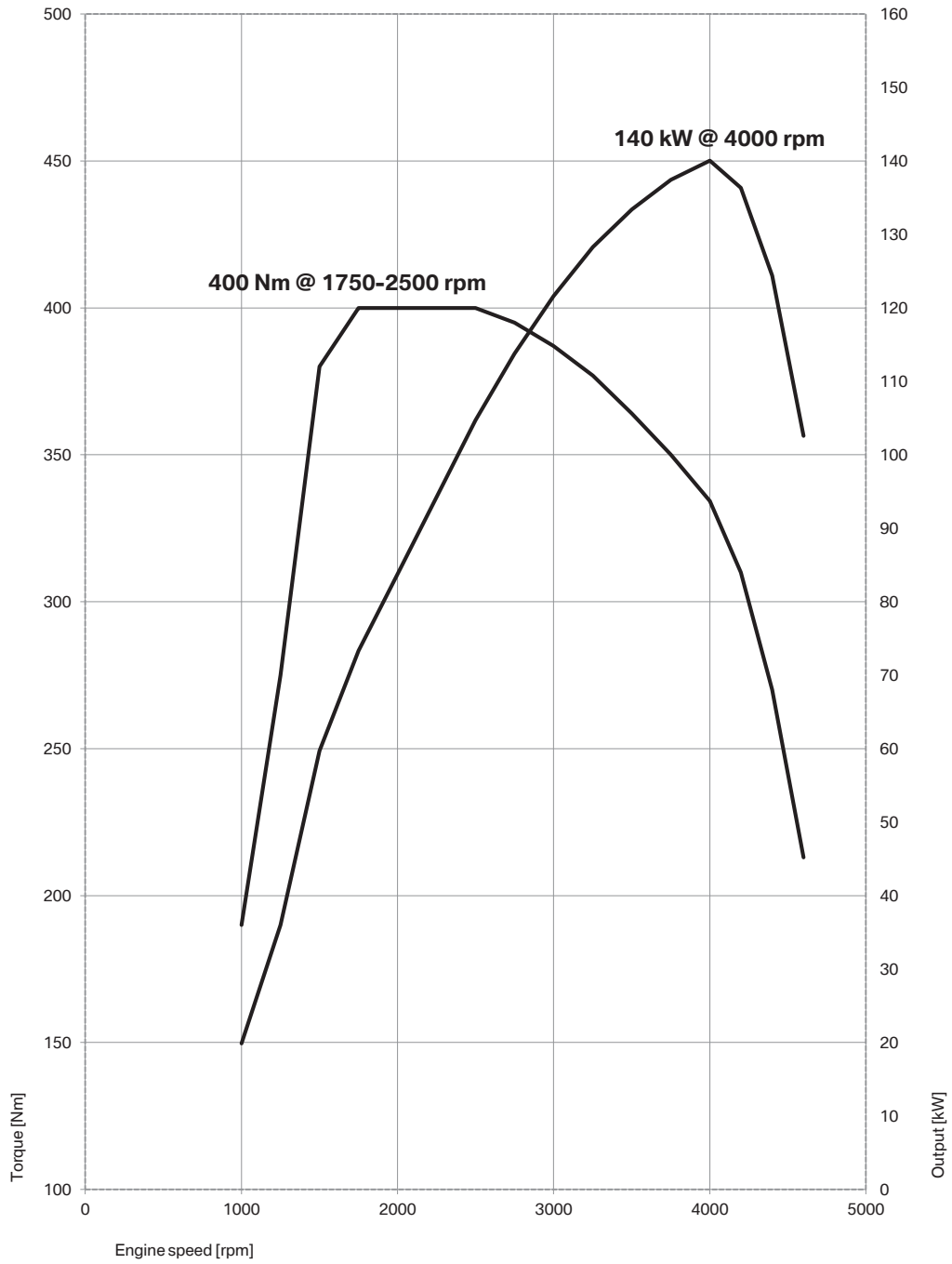
# Output and torque diagrams. The BMW 5 Series Sedan. 530i, 530i xDrive.



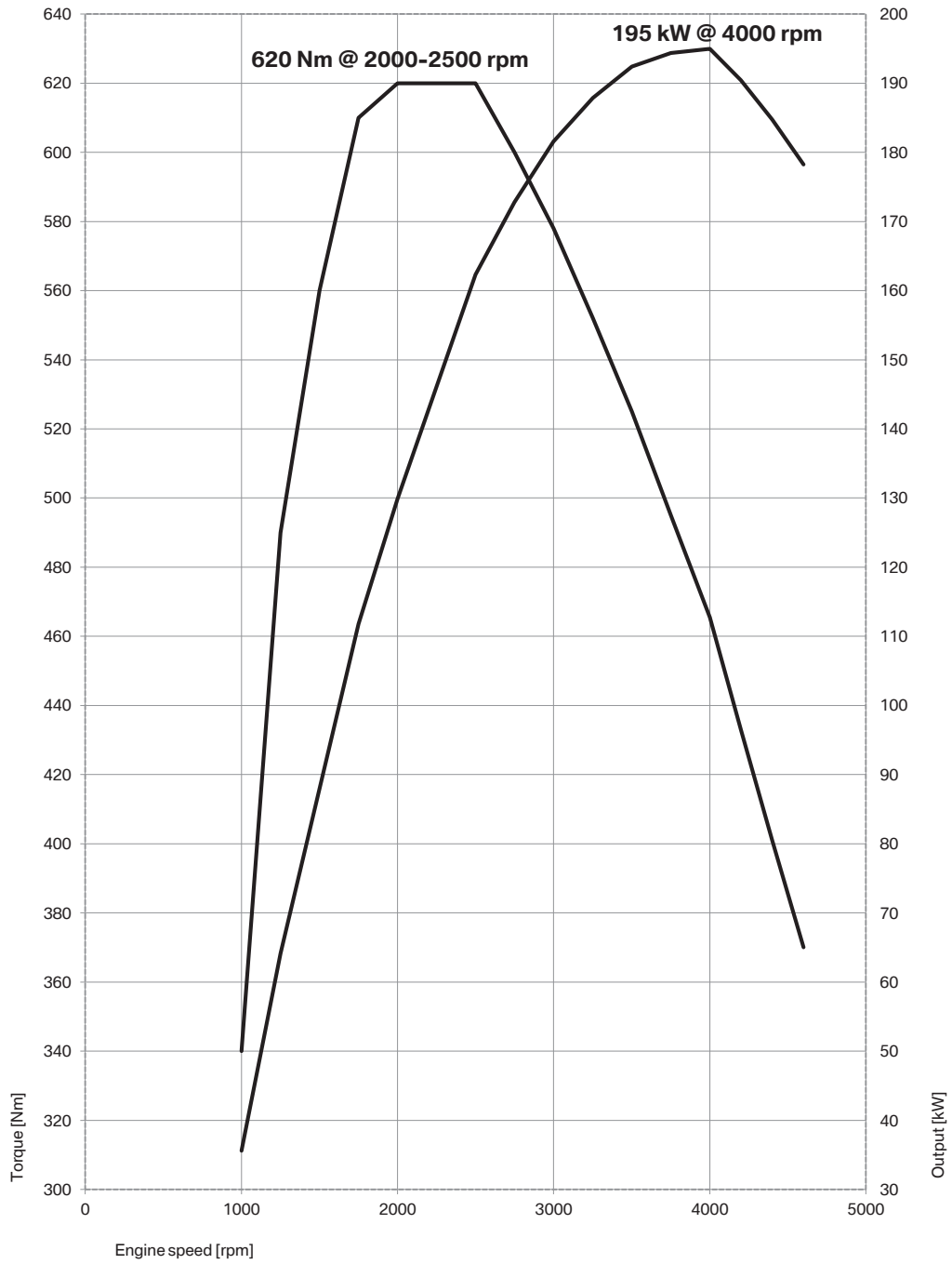
# The BMW 5 Series Sedan. 540i, 540i xDrive.



# The BMW 5 Series Sedan. 520d, 520d xDrive.



# The BMW 5 Series Sedan. 530d, 530d xDrive.



# Exterior and interior dimensions. The BMW 5 Series Sedan.

