

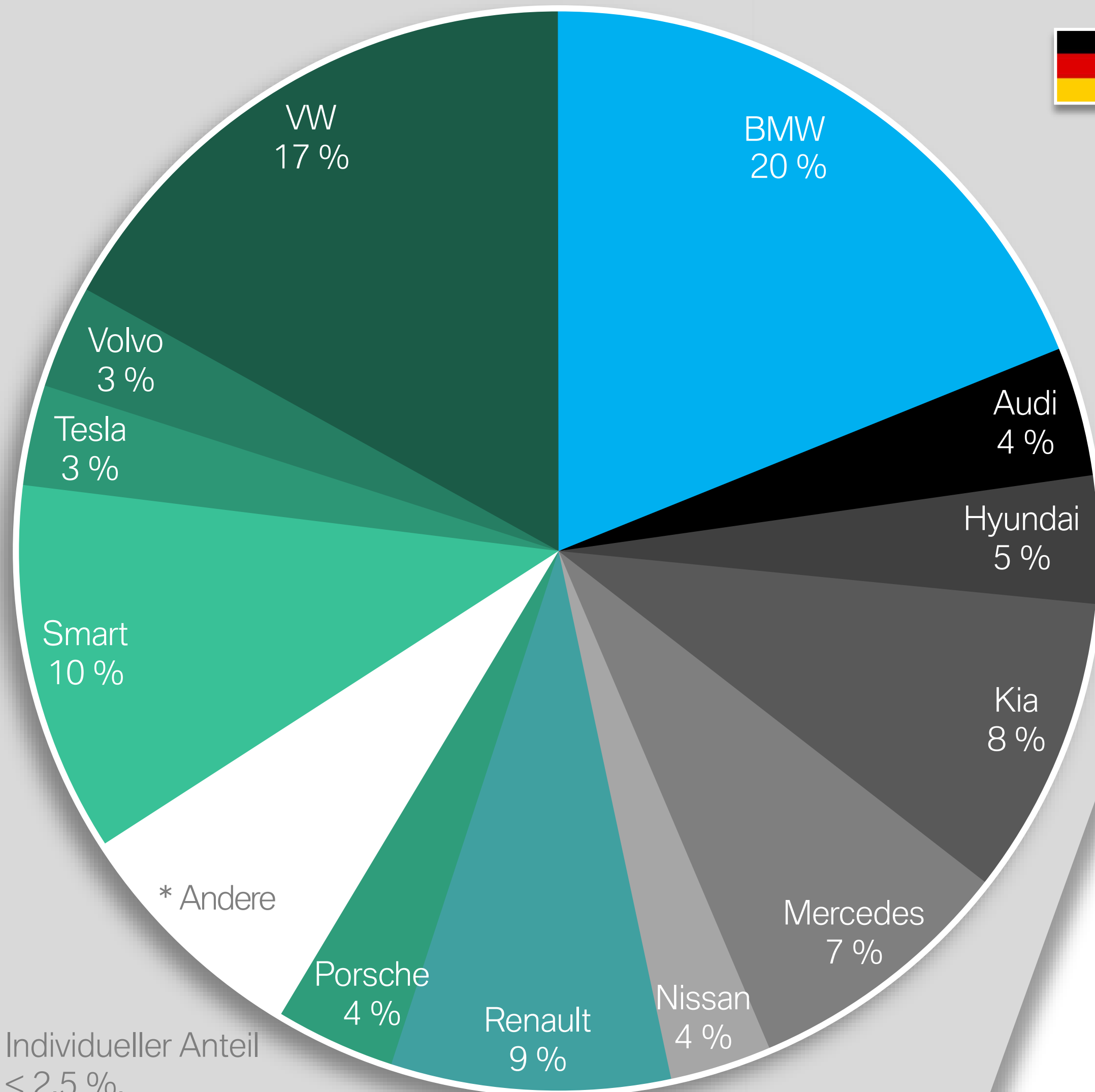
Infografiken zur Elektromobilität (Januar 2019)

Herausgeber:
BMW Group
Presse- und Öffentlichkeitsarbeit
Elektromobilität 360°

Letztes Update:
04.01.2019

Kontakt:
presse@bmw.de

ELEKTROMOBILITÄT IN DEUTSCHLAND. ANTEILE BEI DEN NEUZULASSUNGEN NACH MARKEN.



* Individueller Anteil
< 2.5 %.

BMW Infografik

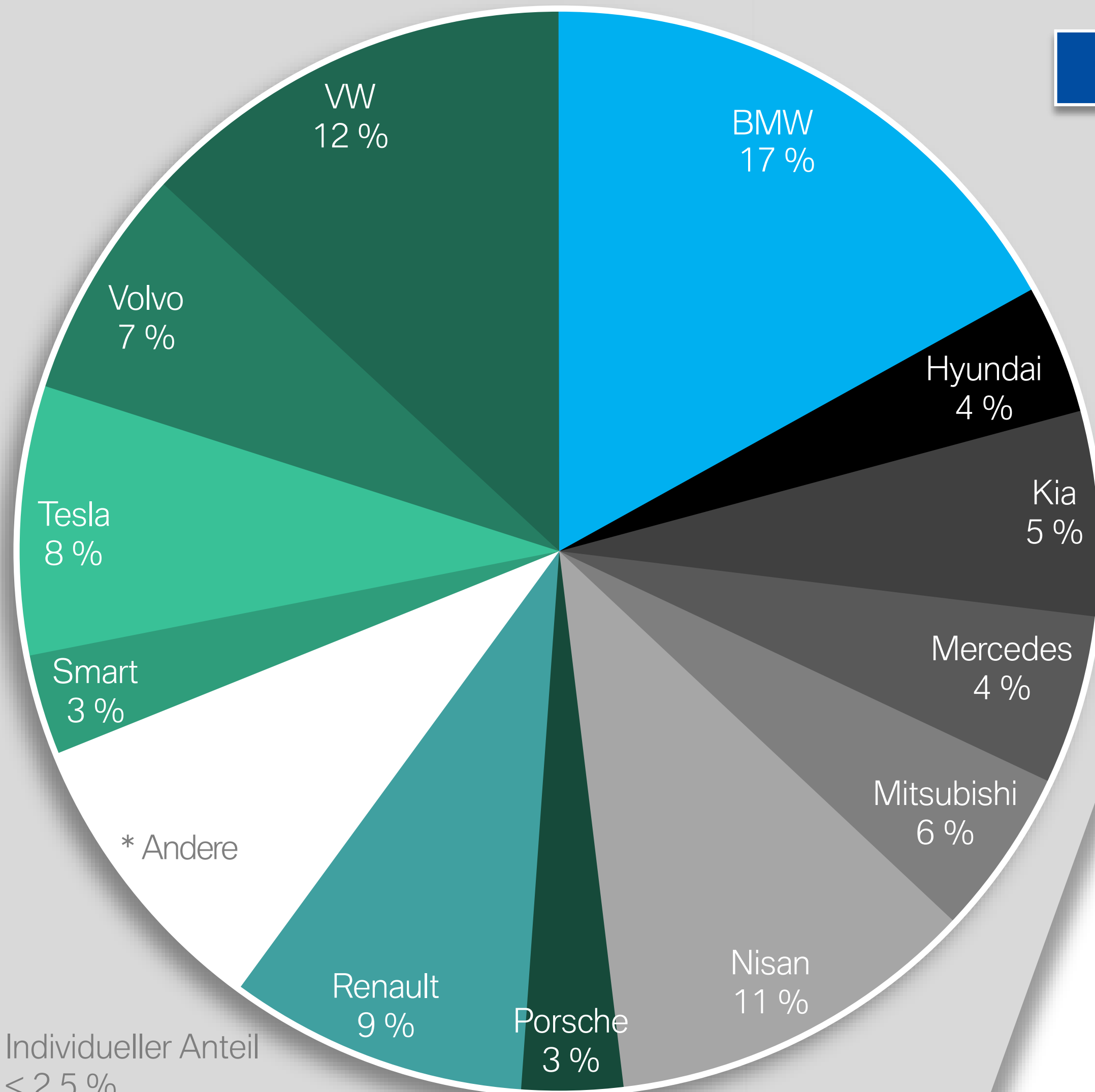
Data source:
IHS Markit New Registrations 2018.
04.01.2019 report.

Geography/Country coverage:
Germany

Vehicle Type:
Passenger Cars

Propulsion:
Electric, Electric w. REX, Electric w/o REX,
PHEV Diesel and PHEV Petrol

ELEKTROMOBILITÄT IN EUROPA. ANTEILE BEI DEN NEUZULASSUNGEN NACH MARKEN.



* Individueller Anteil
< 2.5 %.

BMW Infografik

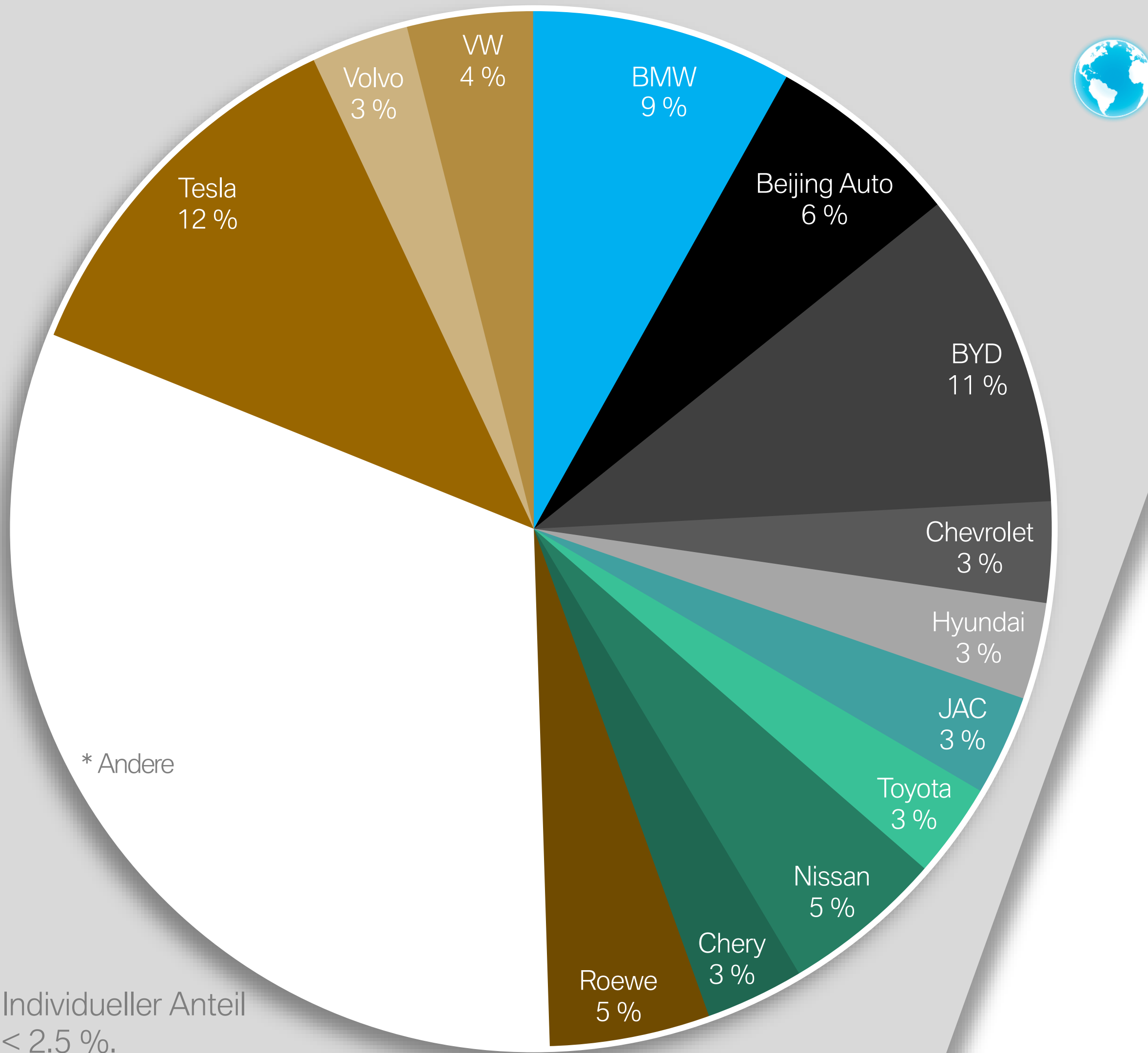
Data source:
IHS Markit New Registrations 2018.
04.01.2019 report.
Latest available month varies per country.

Geography/Country coverage:
Austria, Belgium, Bulgaria, Croatia,
Czech Republic, Denmark, Estonia, Finland,
France, Germany, Greece, Hungary, Iceland,
Ireland, Italy, Latvia, Lithuania, Luxembourg,
Malta, Netherlands, Norway, Poland,
Portugal, Romania, Slovakia, Slovenia,
Spain, Sweden, Switzerland, United
Kingdom.

Vehicle Type:
Passenger Cars

Propulsion:
Electric, Electric w. REX, Electric w/o REX,
PHEV Diesel and PHEV Petrol

ELEKTROMOBILITÄT WELTWEIT. ANTEILE BEI DEN NEUZULASSUNGEN NACH MARKEN.



BMW Infografik

Data source:
IHS Markit New Registrations 2018.
04.01.2019 report.
Latest available month varies per country.

Geography/Country coverage:
Argentina, Australia, Austria, Belgium, Brazil, Bulgaria, Canada, Chile, China, Croatia, Czech Republic, Denmark, Estonia, Finland, France, Germany, Greece, Hong Kong, Hungary, Iceland, India, Indonesia, Ireland, Israel, Italy, Japan, Latvia, Lithuania, Luxembourg, Malaysia, Malta, Mexico, Netherlands, New Zealand, Norway, Philippines, Poland, Portugal, Romania, Russia, Singapore, Slovakia, Slovenia, South Africa, South Korea, Spain, Sweden, Switzerland, Taiwan, Thailand, Turkey, United Kingdom, USA, Venezuela.

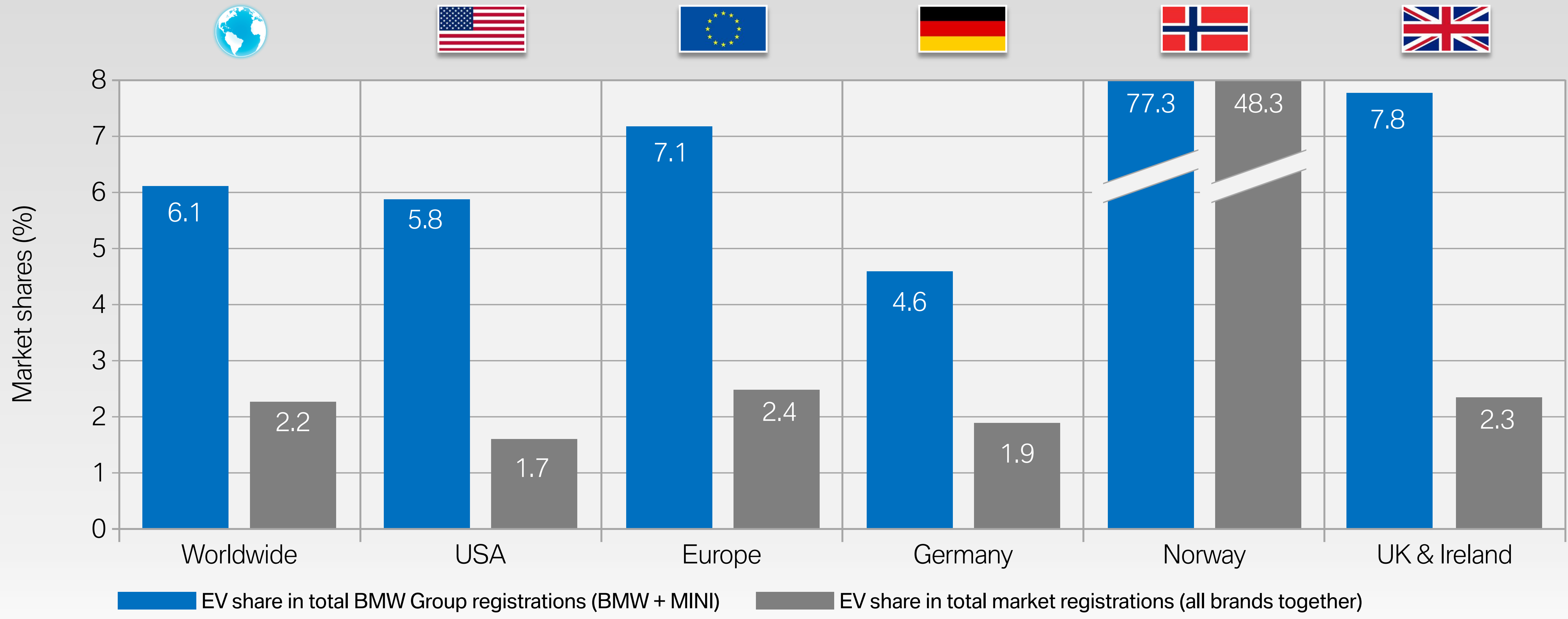
Vehicle Type:
Passenger Cars

Propulsion:
Electric, Electric w. REX, Electric w/o REX, PHEV Diesel and PHEV Petrol

* Individueller Anteil < 2.5 %.

ELEKTROMOBILITÄT NACH LÄNDERN. ANTEILE IM EV* SEGMENT. BMW VERSUS MARKT-DURCHSCHNITT.

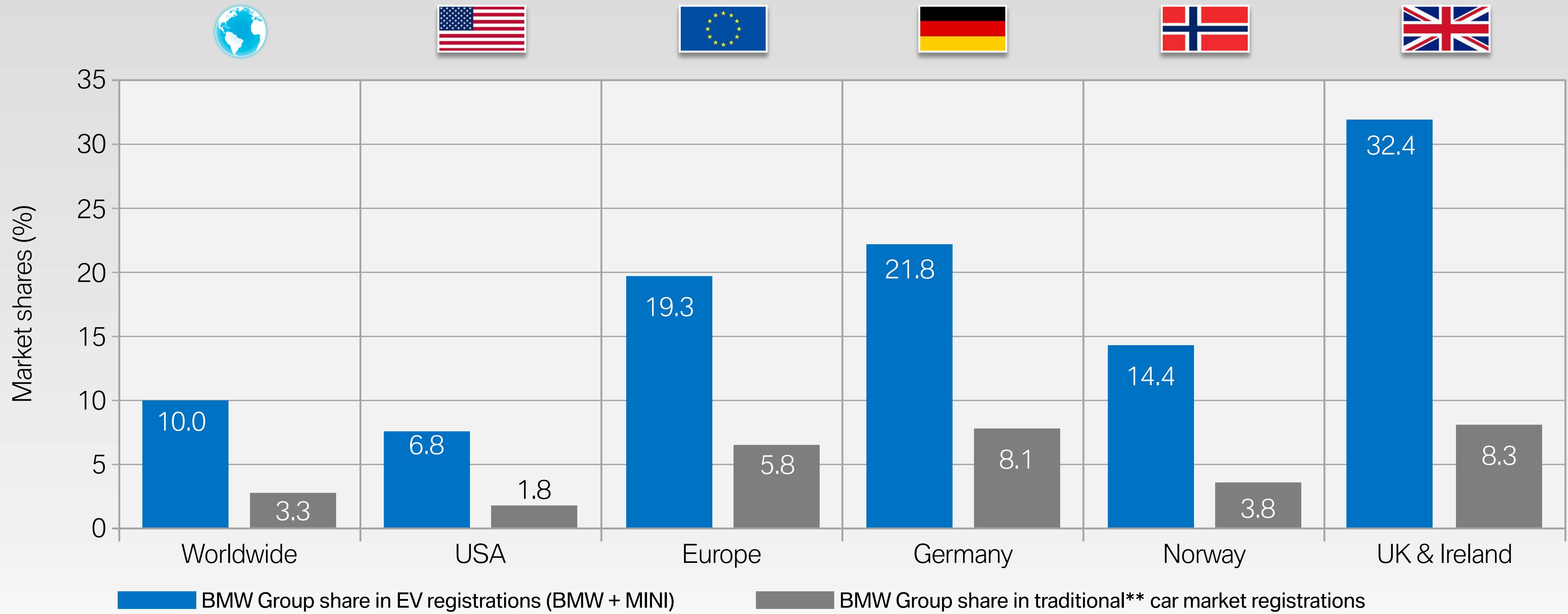
BMW Infografik



Data source: IHS Markit New Registrations 2018. 04.01.2019 report. (See note 4 on last page)

ELEKTROMOBILITÄT NACH LÄNDERN. ANTEILE BEI DEN NEUZULASSUNGEN. BMW EV* VERSUS BMW ICE**.

BMW Infografik



Data source: IHS Markit New Registrations 2018. 04.01.2019 report. (See note 5 on last page)

Note (4), (5)

* “EV” means: Battery electric vehicles or Plug-In-Hybrid vehicles

** “ICE” and “traditional” mean: Internal combustion engine

Data source:

IHS Markit New Registrations 2018.

04.01.2019 report.

Latest available month varies per country.

Geography/Country coverage:

Argentina, Australia, Austria, Belgium, Brazil, Bulgaria, Canada, Chile, China, Croatia, Czech Republic, Denmark, Estonia, Finland, France, Germany, Greece, Hong Kong, Hungary, Iceland, India, Indonesia, Ireland, Israel, Italy, Japan, Latvia, Lithuania, Luxembourg, Malaysia, Malta, Mexico, Netherlands, New Zealand, Norway, Philippines, Poland, Portugal, Romania, Russia, Singapore, Slovakia, Slovenia, South Africa, South Korea, Spain, Sweden, Switzerland, Taiwan, Thailand, Turkey, United Kingdom, USA, Venezuela.

Vehicle Type:

Passenger Cars

Propulsion:

Electric, Electric w. REX, Electric w/o REX, PHEV Diesel and PHEV Petrol