

The new BMW X6 M. X6 M Competition.

BMW X6 M Competition		
Body		
No of doors/seats		5 / 5
Length/width/height (unladen)	mm	4941 / 2019 / 1693
Wheelbase	mm	2972
Track, front/rear	mm	1699 / 1688
Ground clearance	mm	213
Turning circle	m	12.8
Fuel tank capacity	approx. l	83
Engine oil ¹⁾	l	10.0
Weight, unladen, to DIN/EU	kg	2295 / 2370
Max load to DIN	kg	705
Max permissible weight	kg	3000
Max axle load, front/rear	kg	1410 / 1630
Max trailer load, braked (12%/unbraked)	kg	3000 / 750
Max roofload/max towbar download	kg	100 / 140
Luggage comp capacity	l	580 – 1530
Air resistance	c _d x A	0.37 x 2.89
Power Unit		
Config/No of cyls/valves		V / 8 / 4
Engine technology	M TwinPower Turbo technology with cross-bank exhaust manifold: M TwinScroll twin turbocharger, indirect charge air cooling, High Precision Injection (maximum injection pressure: 350 bar), VALVETRONIC fully variable valve timing, Double-VANOS variable camshaft timing	
Effective capacity	cc	4395
Stroke/bore	mm	88.3 / 89.0
Compression ratio	:1	10.0
Fuel		RON 98 (min. RON 91)
Max output	kW/hp	460 / 625
at	rpm	6000
Max torque	Nm	750
at	rpm	1800 – 5800
Electrical System		
Battery/installation	Ah/–	70 (Li-ion) / luggage compartment
Driving Dynamics and Safety		
Suspension, front	Adaptive M suspension with double wishbone axle in lightweight aluminium construction, M-specific kinematics and elastokinematics, Variable Damper Control	
Suspension, rear	Adaptive M suspension with five-link axle in lightweight aluminium construction, M-specific elastokinematics, Variable Damper Control	
Brakes, front	M compound brakes, vented, with six-piston fixed callipers	
Brakes, rear	M compound brakes, vented, with single-piston floating callipers	
Driving stability systems	Standard: DSC incl. ABS, ASC and M Dynamic Mode (MDM), can be switched off; CBC (Cornering Brake Control), DBC (Dynamic Brake Control), Dry Braking function, Start-Off Assistant, Active M Differential, DSC linked with M xDrive all-wheel drive	
Safety equipment	Standard: airbags for driver and front passenger, side airbags for driver and front passenger, head airbags for front and rear seats, three-point inertia-reel seatbelts on all seats with belt stopper, belt latch tensioner and belt force limiter in the front, crash-active front head restraints, crash sensors, tyre pressure indicator	
Steering	Electric Power Steering (EPS) with M-specific Servotronic function and variable sport ratio	
Steering ratio, overall	:1	13.0
Tyres, front/rear		295/35 ZR21 107Y XL 315/30 ZR22 107Y XL
Rims, front/rear		10.5J x 21 light-alloy 11.5J x 22 light-alloy

BMW X6 M Competition

Power Transfer

M xDrive intelligent all-wheel drive, central transfer case with fully-variable multi-plate clutch, fully-variable torque distribution between front and rear axle, rear differential with fully-variable Active M Differential, locking effect 0 – 100 per cent

Transmission

Type of transmission	Eight-speed M Steptronic transmission with Drivelogic, transmission oil cooling	
Gear ratios	I :1	5.000
	II :1	3.200
	III :1	2.143
	IV :1	1.720
	V :1	1.313
	VI :1	1.000
	VII :1	0.823
	VIII :1	0.640
	R :1	3.478
Final drive	:1	3.154

Performance

Power-to-weight ratio (DIN)	kg/kW	5.0
Output per litre	kW/l	104.7
Acceleration 0–100 km/h	s	3.8
Acceleration 0–200 km/h	s	13.2
Top speed	km/h	250 / 290 ²⁾

BMW EfficientDynamics

BMW EfficientDynamics standard features Brake Energy Regeneration, Electric Power Steering, Auto Start Stop function, Optimum Shift Indicator in manual shift mode, BMW EfficientLightweight, on-demand operation of ancillary units, Li-ion battery, map-regulated oil pump, rear differential and transfer case with optimised efficiency, optimised aerodynamics (underside panelling, front spoiler, rear spoiler)

Fuel Consumption ECE

with standard tyres		
Urban	l/100 km	17.5 – 16.8
Extra-urban	l/100 km	10.0 – 9.5
Combined	l/100 km	12.7 – 12.5
CO ₂	g/km	289 – 284
Emission rating	Euro 6d-TEMP	

Specifications apply to ACEA markets/data relevant to homologation applies in part only to Germany (weight)

¹⁾ Oil change with filter

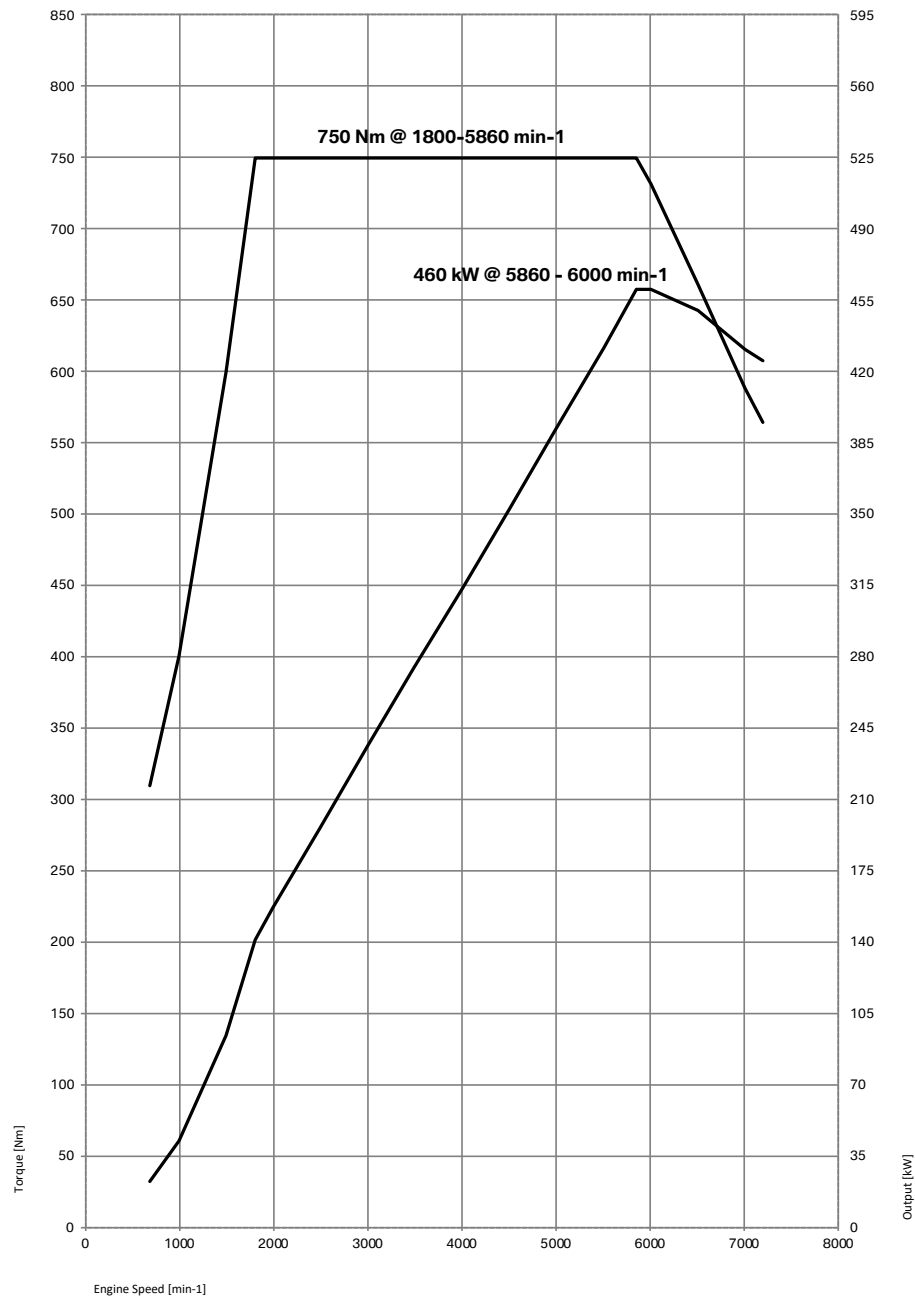
²⁾ Limited / with optional M Driver's Package

The fuel consumption, CO₂ emission and electric power consumption figures are determined according to the European Regulation (EC) 715/2007 in the version applicable. The figures refer to a vehicle with basic configuration in Germany. The range shown considers the different sizes of the selected wheels/tyres and the selected items of optional equipment, and may vary during configuration.

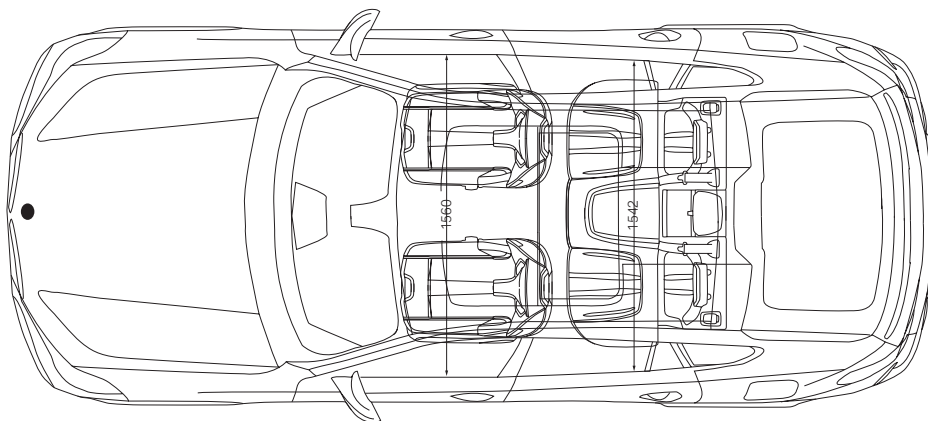
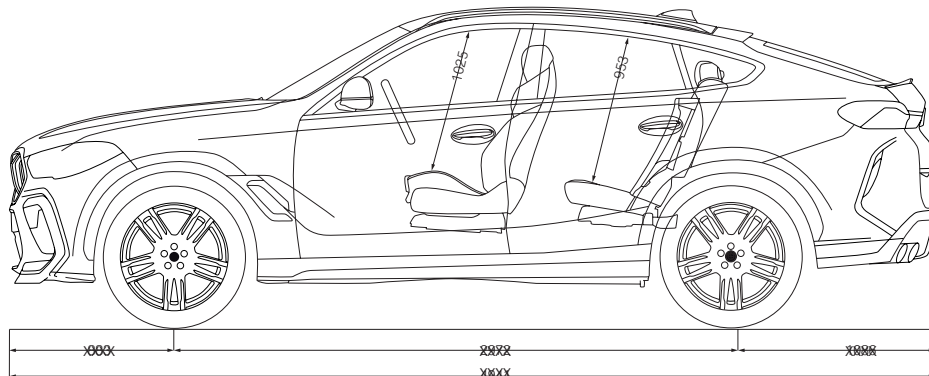
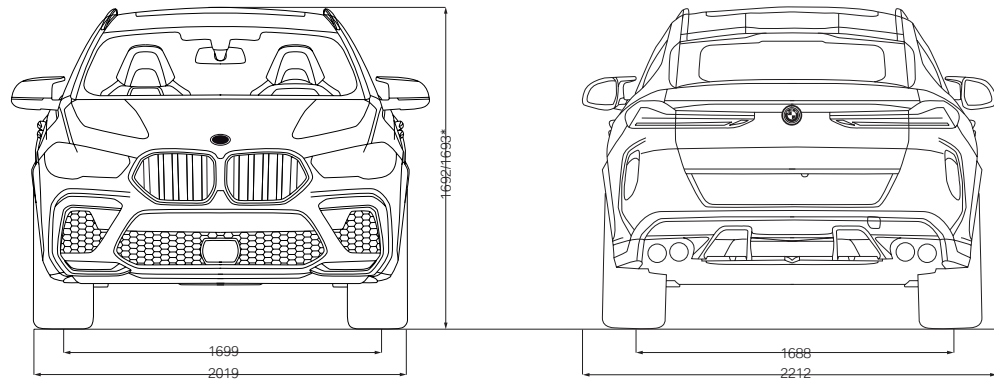
The values are based on the new WLTP test cycle and are translated back into NEDC-equivalent values in order to ensure comparability between the vehicles. With respect to these vehicles, for vehicle-related taxes or other duties based (at least inter alia) on CO₂ emissions, the CO₂ values may differ from the values stated here (depending on national legislation).

Further information on official fuel consumption figures and specific CO₂ emission values of new passenger cars is included in the following guideline: 'Leitfaden über den Kraftstoffverbrauch, die CO₂-Emissionen und den Stromverbrauch neuer Personenkraftwagen' (Guide to the fuel economy, CO₂ emissions and electric power consumption of new passenger cars), which can be obtained free of charge from all dealerships, from Deutsche Automobil Treuhand GmbH (DAT), Hellmuth-Hirth-Str. 1, 73760 Ostfildern-Scharnhausen and at <https://www.dat.de/co2/>.

The new BMW X6 M. X6 M Competition.



Exterior and interior dimensions. The new BMW X6 M.



* X6 M Competition