

Specifications.

The new BMW X3.

M40i.



BMW X3 M40i		
Body		
No of doors/seats		5/5
Length/width/height (unladen)	mm	4716/1897/1676
Wheelbase	mm	2864
Track, front/rear	mm	1610/1594
Ground clearance	mm	204
Turning circle	m	12.1
Fuel tank capacity	approx. ltr	65
Engine oil ¹⁾	ltr	6.5
Weight, unladen, to DIN/EU	kg	1810/1885
Max load to DIN	kg	640
Max permissible weight	kg	2455
Max axle load, front/rear	kg	1190/1375
Max trailer load,	kg	2400/750
Braked (12%)/unbraked		
Max roofload/max towbar download	kg	100/100
Luggage comp capacity	ltr	550–1600
Air resistance	C _d x A	0.33 x 2.65
Power Unit		
Config/No of cyls/valves		in-line/6/4
Engine technology	M Performance TwinPower Turbo technology: TwinScroll turbocharger, High Precision Direct Injection, VALVETRONIC fully variable valve control, Double-VANOS variable camshaft timing	
Effective capacity	cc	2998
Stroke/bore	mm	94.6/82.0
Compression ratio	:1	11.0
Fuel		min. RON 91
Max output	kW/hp	265/360
at	rpm	5500–6500
Max torque	Nm/lb-ft	500/369
at	rpm	1520–4800
Electrical System		
Battery/installation	Ah/–	92/ luggage compartment
Driving Dynamics and Safety		
Suspension, front	Aluminium double-joint spring strut axle	
Suspension, rear	Five-link axle in lightweight steel construction	
Brakes, front	Four-piston fixed-calliper disc brakes / vented	
Brakes, rear	Double-piston floating-calliper disc brakes / vented	
Driving stability systems	Standard: DSC incl. ABS and DTC (Dynamic Traction Control), CBC (Cornering Brake Control), DBC (Dynamic Brake Control), Dry Braking function, Fading Compensation, Start-Off Assistant, DSC networked with xDrive all-wheel-drive system, Hill Descent Control, Performance Control; optional: Dynamic Damper Control)	
Safety equipment	Standard: airbags for driver and front passenger, side airbags for driver and front passenger, head airbags for front and rear seats, three-point inertia-reel seatbelts on all seats with belt stopper, belt latch tensioner and belt force limiter at the front seats, crash sensors, tyre defect indicator	
Steering	Electric Power Steering (EPS) est. available from 12/17, variable sport steering	
Steering ratio, overall	:1	16.8
Tyres, front/rear	245/45 R20 103W XL 275/40 R20 106W XL	
Rims, front/rear	8.0J x 20 light alloy/ 9.5J x 20 light alloy	

BMW X3 M40i			
Transmission			
Type of transmission		8-speed Sport Steptronic	
Gear ratios	I	:1	5.000
	II	:1	3.200
	III	:1	2.143
	IV	:1	1.720
	V	:1	1.314
	VI	:1	1.000
	VII	:1	0.822
	VIII	:1	0.640
	R	:1	3.456
Final drive		:1	3.385
Performance			
Power-to-weight ratio	kg/kW		6.8
Output per litre	kW/ltr		88.4
0–100 km/h	sec		4.8
In 5th gear	80–120 km/h	sec	--
Top speed	km/h		250
BMW EfficientDynamics			
BMW EfficientDynamics standard features		Brake Energy Regeneration with recuperation display, Electric Power Steering (EPS), Auto Start Stop function, ECO PRO mode, coasting function, intelligent lightweight construction, optimised aerodynamic attributes, on-demand operation of ancillary units, map-regulated oil pump, detachable a/c compressor, differential with optimised-warm-up behaviour, tyres with reduced rolling resistance	
Fuel Consumption ECE ²⁾			
Urban	l/100 km		11.1–10.8
Extra-urban	l/100 km		7.0–6.7
Combined	l/100 km		8.4–8.2
CO ₂	g/km		193–188
Emission rating			EU6

Specifications apply to ACEA markets/data relevant to homologation apply in part only to Germany (weight)

¹⁾ Oil change

²⁾ Fuel consumption and CO₂ emissions depend on the selected tyre format

The new BMW X3. xDrive20d, xDrive30d.

		BMW X3 xDrive20d	BMW X3 xDrive30d
Body			
No of doors/seats		5/5	5/5
Length/width/height (unladen)	mm	4708/1891/1676	4708/1891/1676
Wheelbase	mm	2864	2864
Track, front/rear	mm	1620/1636	1620/1636
Ground clearance	mm	204	204
Turning circle	m	12.0	12.0
Fuel tank capacity	app. ltr	60	68
Engine oil ¹⁾	ltr	5.0	6,5
Weight, unladen, to DIN/EU	kg	1750/1825	1820/1895
Max load to DIN	kg	660	660
Max permissible weight	kg	2420	2500
Max axle load, front/rear	kg	1135/1395	1190/1415
Max trailer load, Braked (12%/unbraked	kg	2400/750	2400/750
Max roofload/max towbar download	kg	100/100	100/100
Luggage comp capacity	ltr	550–1600	550–1600
Air resistance	c _d x A	0.29 x 2.65	0.29 x 2.65
Power Unit			
Config/No of cyls/valves		in-line/4/4	in-line/6/4
Engine technology	BMW TwinPower Turbo technology: variable-geometry turbocharger, common rail direct injection		
Effective capacity	cc	1995	2993
Stroke/bore	mm	90.0/84.0	90.0/84.0
Compression ratio	:1	16.5	16.5
Fuel		diesel	diesel
Max output	kW/hp	140/190	195/265
at	rpm	4000	4000
Max torque	Nm/lb-ft	400/295	620/457
at	rpm	1750–2500	2000–2500
Electrical System			
Battery/installation	Ah/–	80/ luggage compartment	92/ luggage compartment
Driving Dynamics and Safety			
Suspension, front	Aluminium double-joint spring strut axle		
Suspension, rear	Five-link axle in lightweight construction		
Brakes, front	Single-piston floating-calliper disc brakes / vented		
Brakes, rear	Single-piston floating-calliper disc brakes / vented		
Driving stability systems	Standard: DSC incl. ABS and DTC (Dynamic Traction Control), CBC (Cornering Brake Control), DBC (Dynamic Brake Control), Dry Braking function, Fading Compensation, Start-Off Assistant, DSC networked with xDrive all-wheel-drive system, Hill Descent Control, Performance Control; optional: Dynamic Damper Control)		
Safety equipment	Standard: airbags for driver and front passenger, side airbags for driver and front passenger, head airbags for front and rear seats, three-point inertia-reel seatbelts on all seats with belt stopper, belt latch tensioner and belt force limiter at the front seats, crash sensors, tyre defect indicator		
Steering	Electric Power Steering (EPS) est. available from 12/17, variable sport steering		
Steering ratio, overall	:1	16.8	16.8
Tyres, front/rear		225/60 R18 104W XL	225/60 R18 104W XL
Rims, front/rear		7.0J x 18 light alloy	7.0J x 18 light alloy

BMW X3 xDrive20d			BMW X3 xDrive30d	
Transmission				
Type of transmission		8-speed Steptronic		8-speed Steptronic
Gear ratios	I	:1	5.000	5.000
	II	:1	3.200	3.200
	III	:1	2.143	2.143
	IV	:1	1.720	1.720
	V	:1	1.314	1.313
	VI	:1	1.000	1.000
	VII	:1	0.822	0.823
	VIII	:1	0.640	0.640
	R	:1	3.456	3.478
Final drive		:1	3.231	2.813
Performance				
Power-to-weight ratio		kg/kW	12.5	9.3
Output per litre		kW/ltr	70.2	65.2
0–100 km/h		sec	8.0	5.8
In 5th gear	80–120 km/h	sec	---	---
Top speed		km/h	213	240
BMW EfficientDynamics				
BMW EfficientDynamics standard features		Brake Energy Regeneration with recuperation display, Electric Power Steering (EPS), Auto Start Stop function, ECO PRO mode, coasting function, intelligent lightweight construction, optimised aerodynamic attributes, on-demand operation of ancillary units, map-regulated oil pump, differential with optimised warm-up behaviour, tyres with reduced rolling resistance		
Fuel Consumption ECE ²⁾				
Urban	l/100 km		5.2–4.9	6.6–6.3
Extra-urban	l/100 km		4.1–3.7	5.7–5.3
Combined	l/100 km		5.4–5.0	6.0–5.7
CO ₂	g/km		142–132	158–149
Emission rating		EU6		EU6

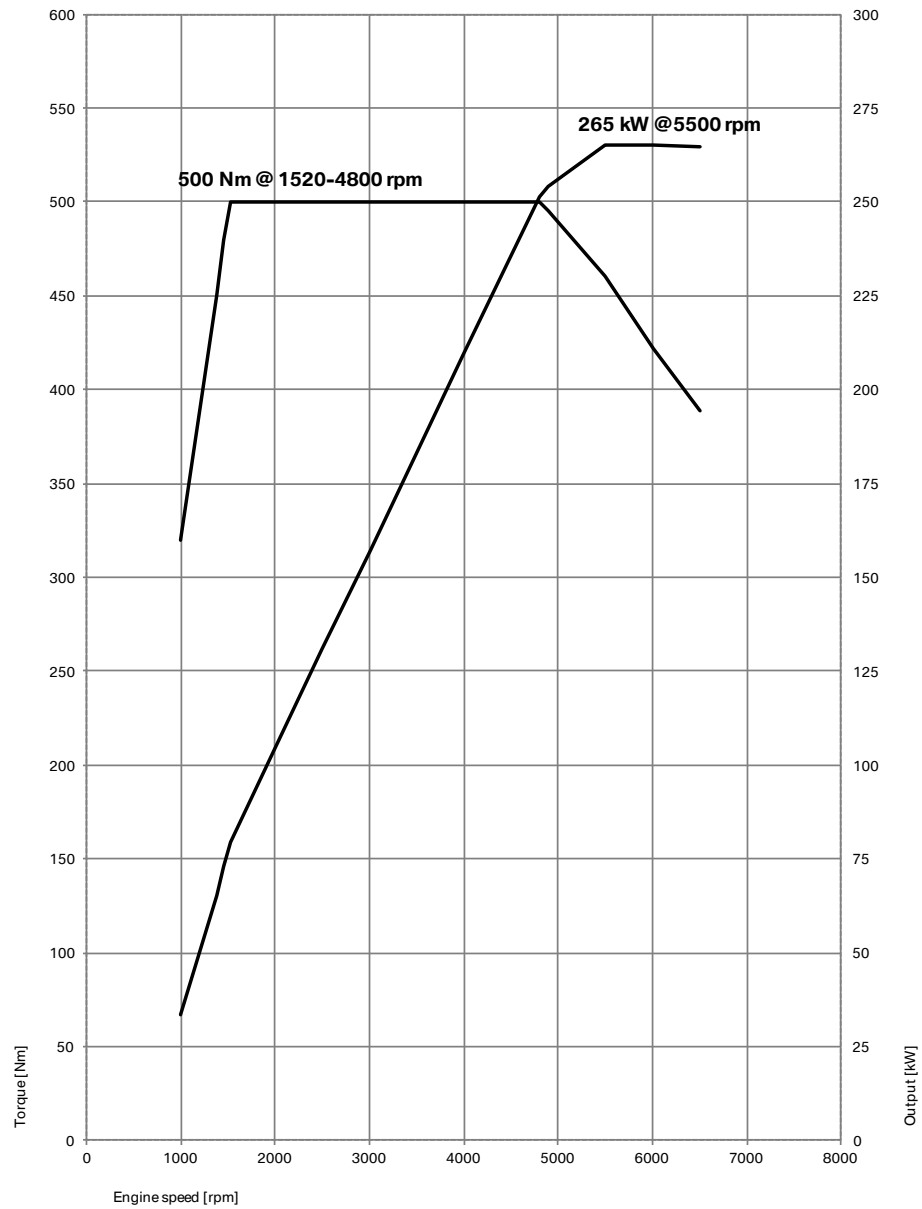
Specifications apply to ACEA markets/data relevant to homologation apply in part only to Germany (weight)

¹⁾ Oil change

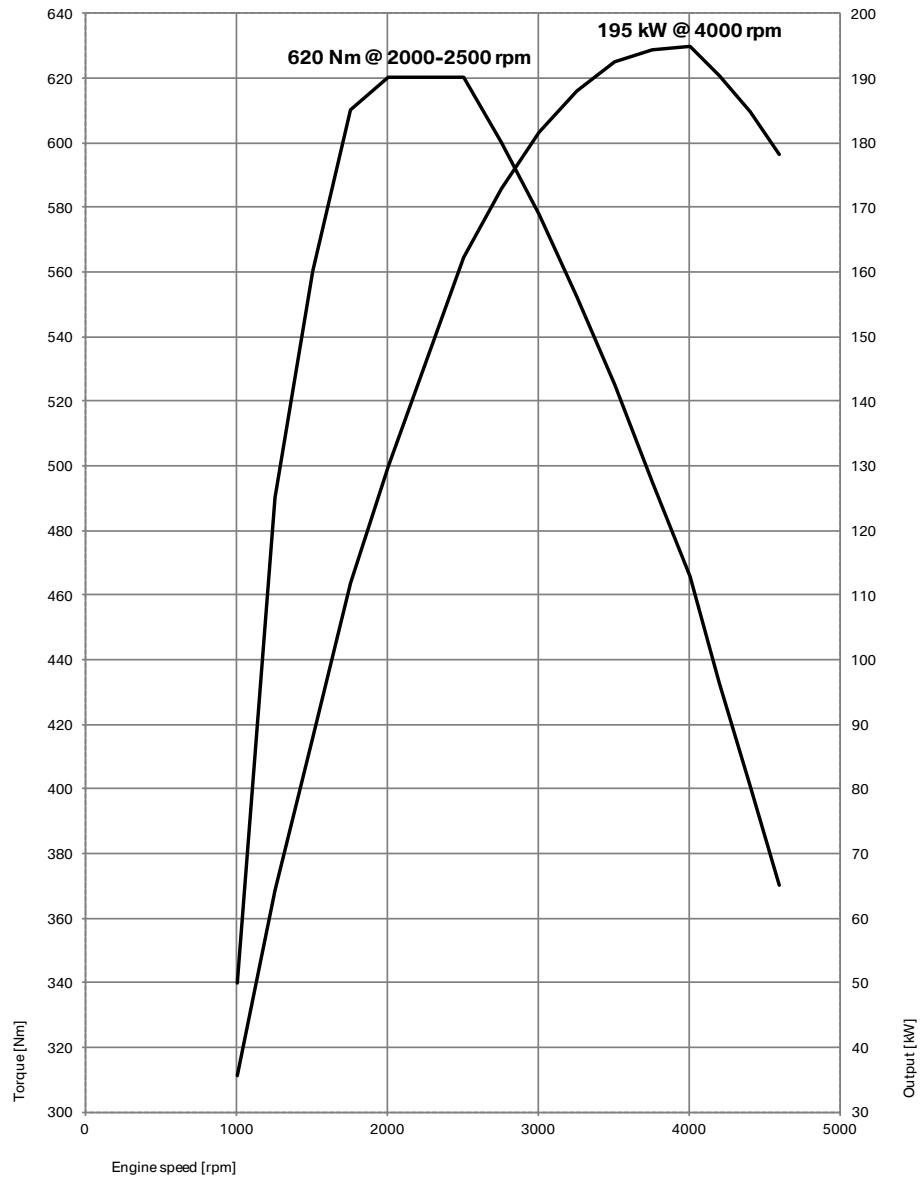
²⁾ Fuel consumption and CO₂ emissions depend on the selected tyre format

Output and torque diagrams

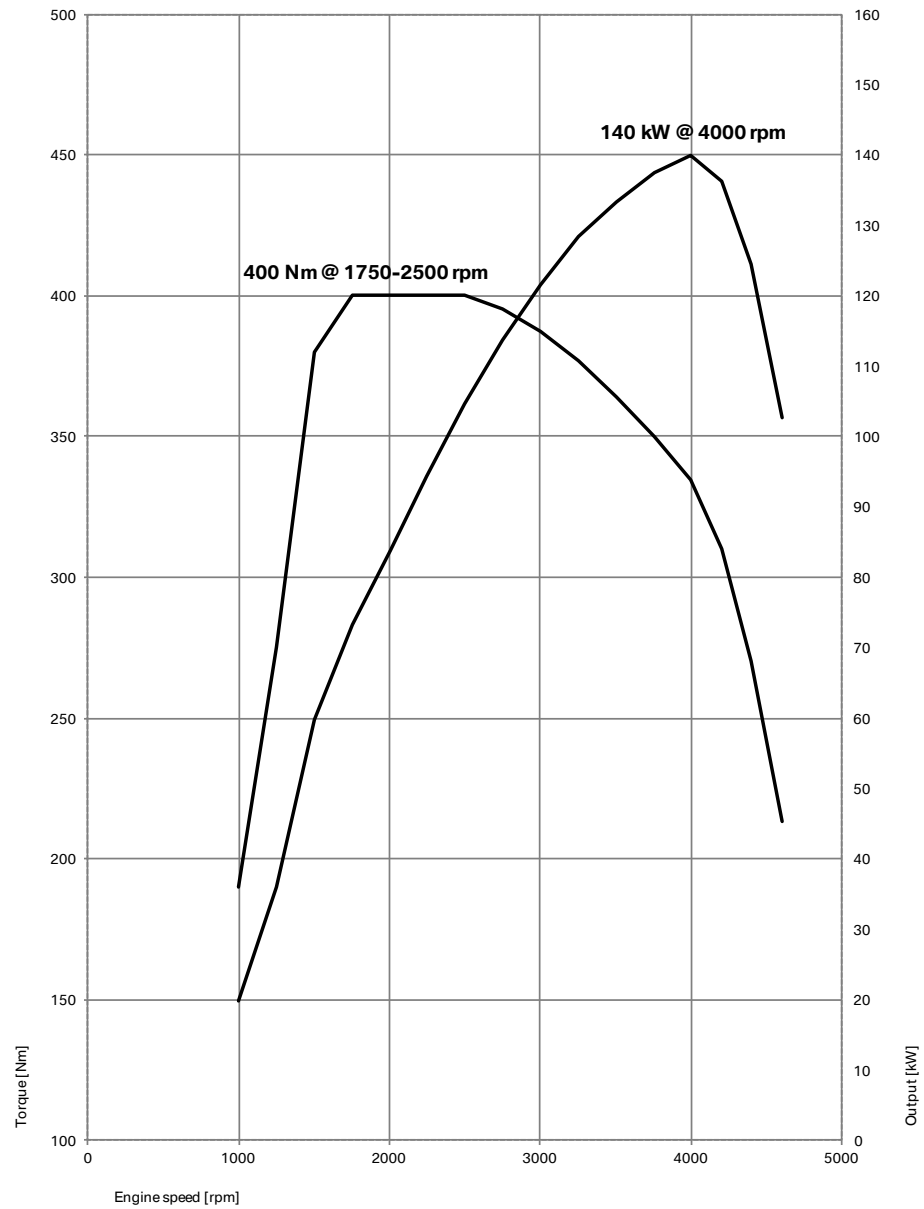
The new BMW X3. M40i.



The new BMW X3. xDrive 30d.



The new BMW X3. xDrive 20d.



Exterior and interior dimensions. The new BMW X3.

