

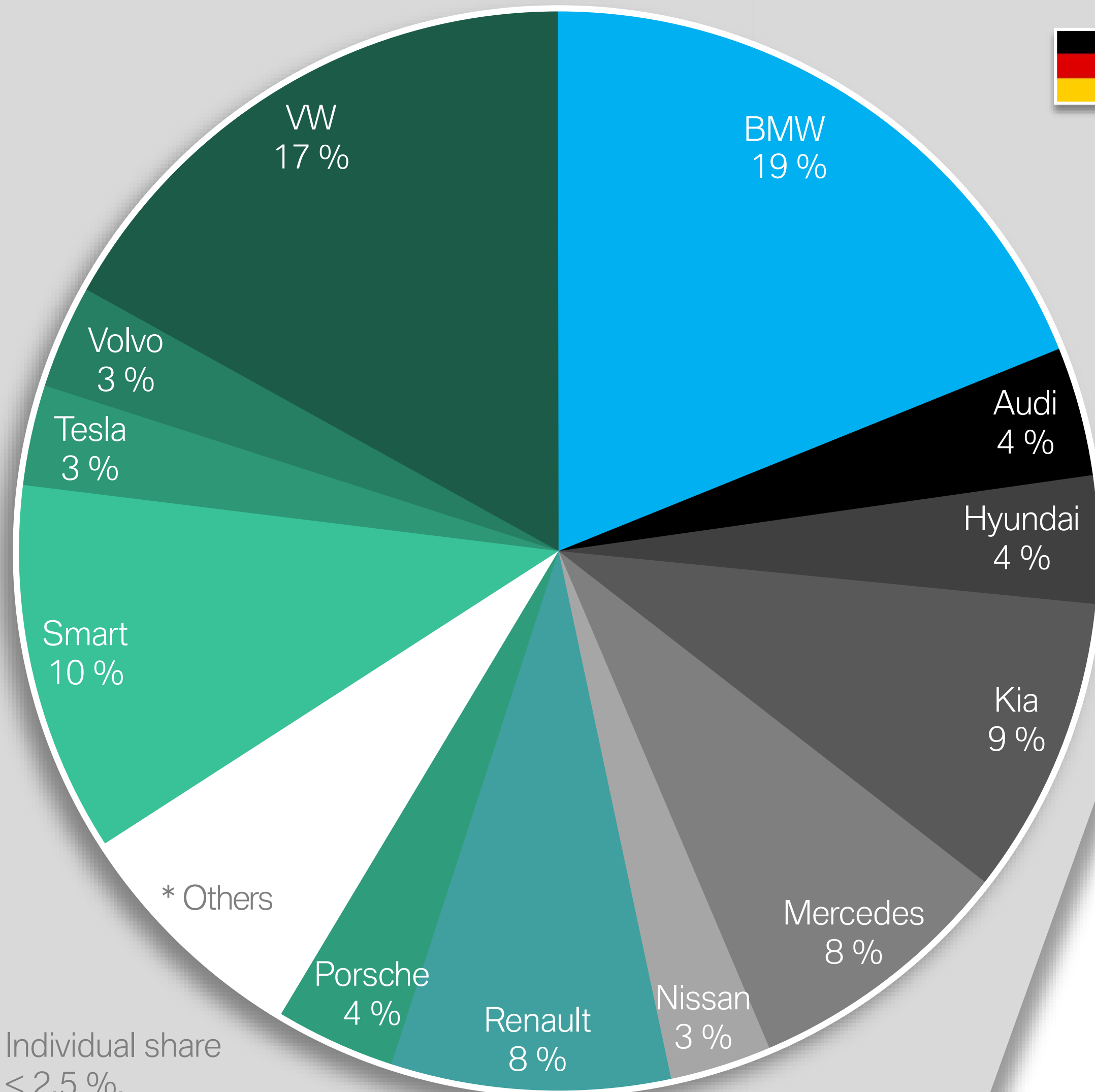
# **Infographics on Electromobility (November 2018)**

Publisher:  
BMW Group  
Corporate Communications  
Electromobility

Last Update:  
5.11.2018

Contact:  
[presse@bmw.de](mailto:presse@bmw.de)

# ELECTROMOBILITY IN GERMANY. SHARE IN NEW REGISTRATIONS BY BRAND.



\* Individual share  
< 2.5 %.

## BMW Infographic

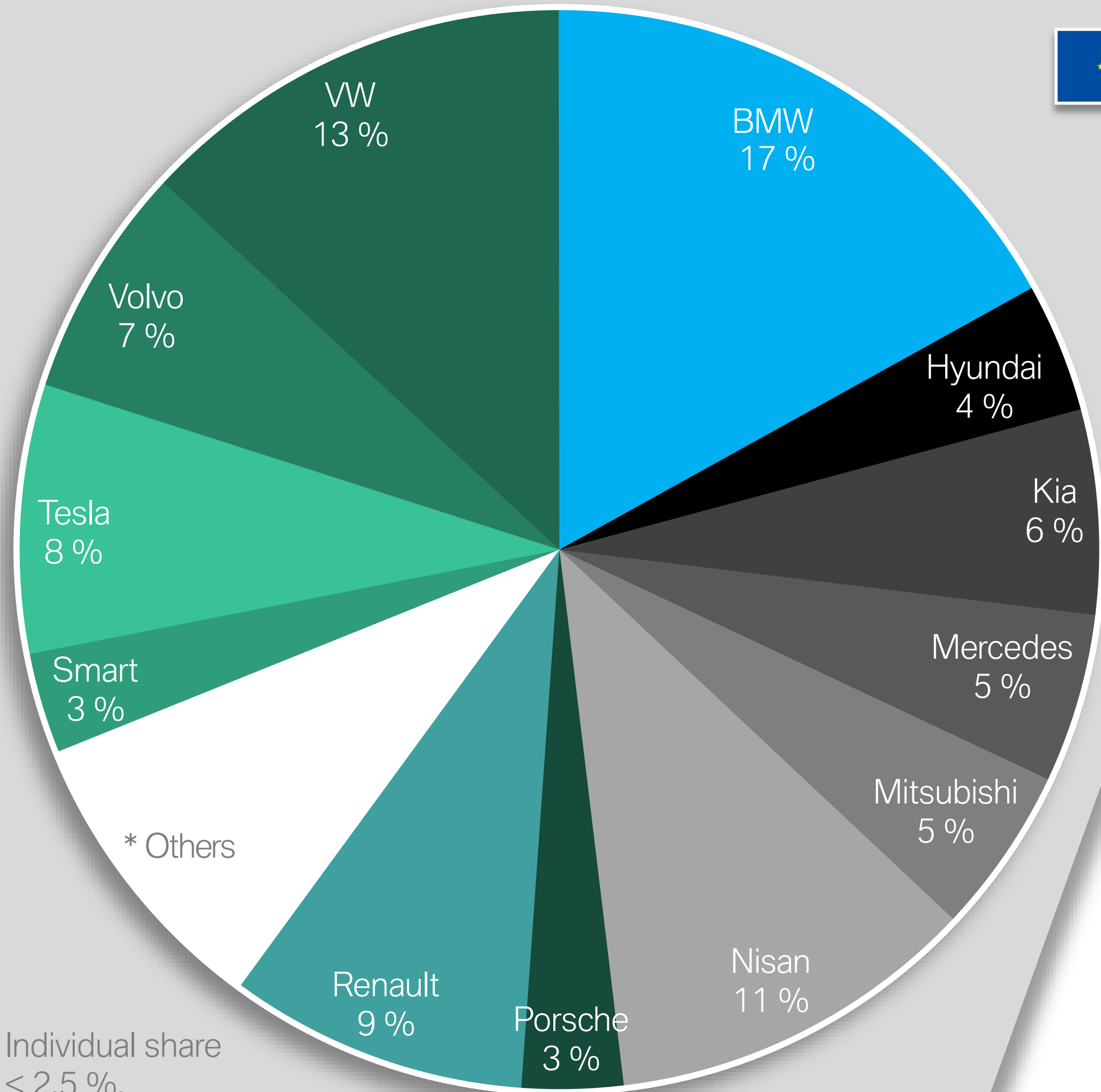
Data source:  
IHS Markit New Registrations  
2018 ytd 5.11.2018 report.

Geography/Country coverage:  
Germany

Vehicle Type:  
Passenger Cars

Propulsion:  
Electric, Electric w. REX, Electric w/o REX,  
PHEV Diesel and PHEV Petrol

# ELECTROMOBILITY IN EUROPE. SHARE IN NEW REGISTRATIONS BY BRAND.



\* Individual share  
< 2.5 %.

## BMW Infographic

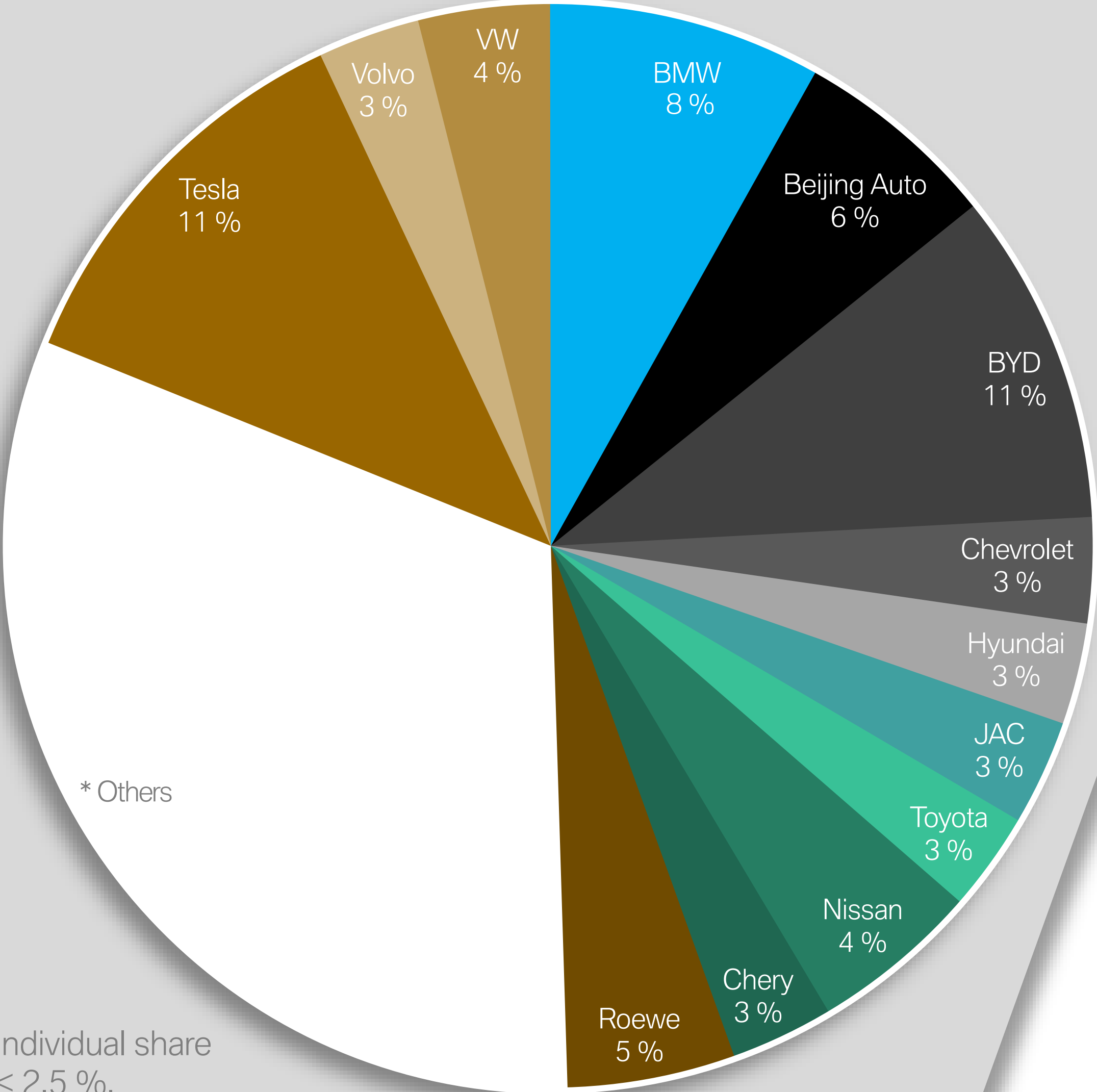
Data source:  
IHS Markit New Registrations  
2018 ytd 5.11.2018 report.  
Latest available month varies per country.

Geography/Country coverage:  
Austria, Belgium, Bulgaria, Croatia,  
Czech Republic, Denmark, Estonia, Finland,  
France, Germany, Greece, Hungary, Iceland,  
Ireland, Italy, Latvia, Lithuania, Luxembourg,  
Malta, Netherlands, Norway, Poland,  
Portugal, Romania, Slovakia, Slovenia,  
Spain, Sweden, Switzerland, United  
Kingdom.

Vehicle Type:  
Passenger Cars

Propulsion:  
Electric, Electric w. REX, Electric w/o REX,  
PHEV Diesel and PHEV Petrol

# ELECTROMOBILITY GLOBALLY. SHARE IN NEW REGISTRATIONS BY BRAND.



\* Individual share < 2.5 %.

## BMW Infographic

Data source:  
IHS Markit New Registrations  
2018 ytd 5.11.2018 report.  
Latest available month varies per country.

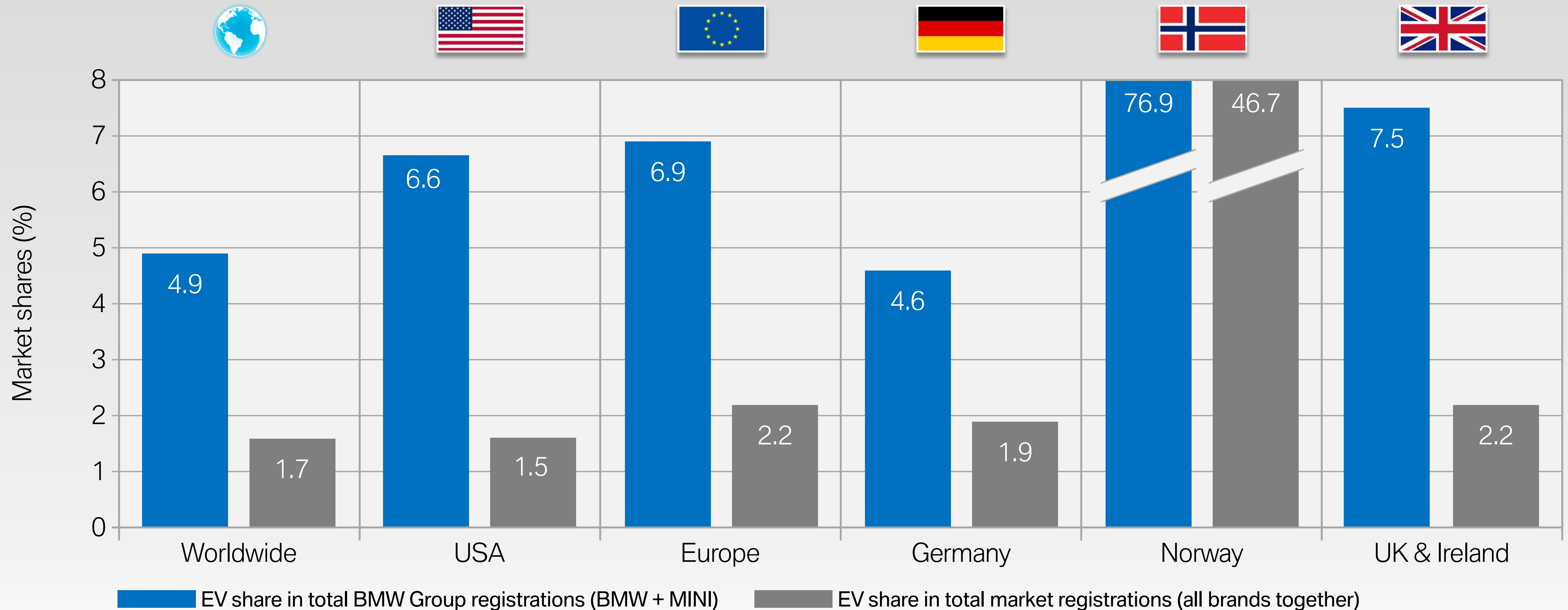
Geography/Country coverage:  
Argentina, Australia, Austria, Belgium, Brazil, Bulgaria, Canada, Chile, China, Croatia, Czech Republic, Denmark, Estonia, Finland, France, Germany, Greece, Hong Kong, Hungary, Iceland, India, Indonesia, Ireland, Israel, Italy, Japan, Latvia, Lithuania, Luxembourg, Malaysia, Malta, Mexico, Netherlands, New Zealand, Norway, Philippines, Poland, Portugal, Romania, Russia, Singapore, Slovakia, Slovenia, South Africa, South Korea, Spain, Sweden, Switzerland, Taiwan, Thailand, Turkey, United Kingdom, USA, Venezuela.

Vehicle Type:  
Passenger Cars

Propulsion:  
Electric, Electric w. REX, Electric w/o REX, PHEV Diesel and PHEV Petrol

# ELECTROMOBILITY BY COUNTRY. SHARE IN THE EV\* SEGMENT. BMW VERSUS MARKET-AVERAGE.

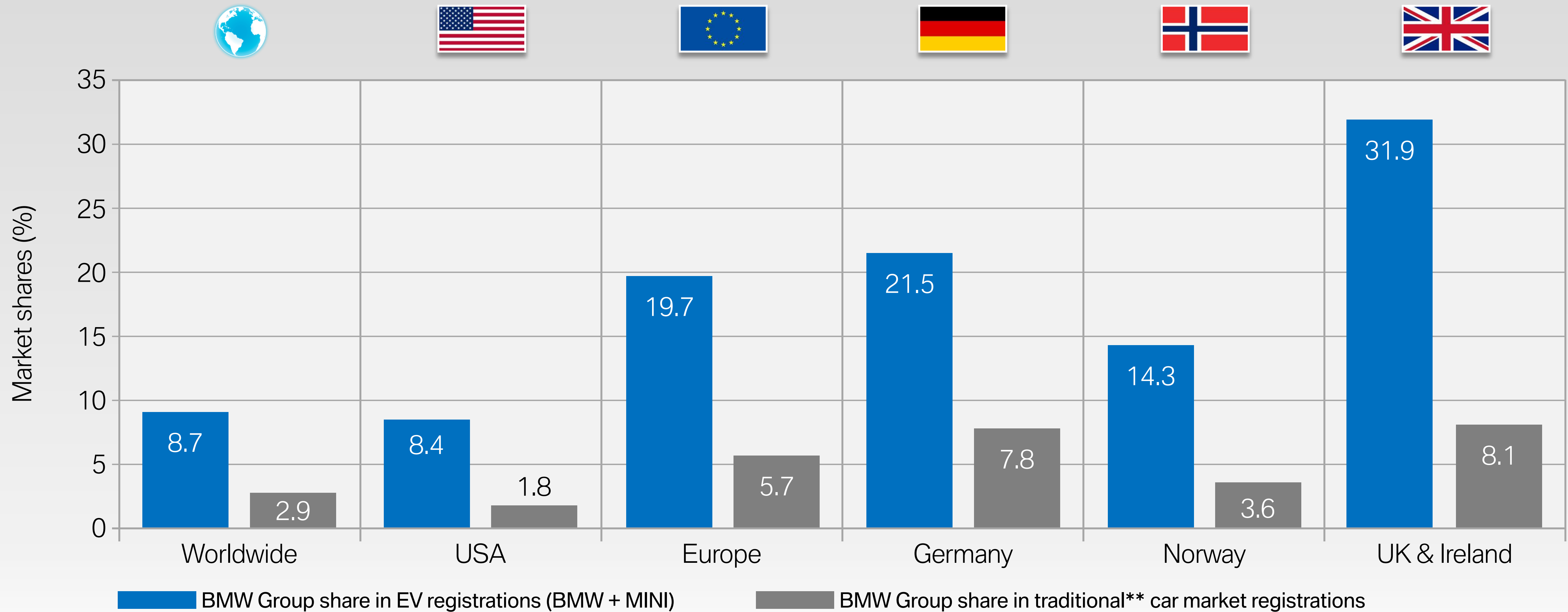
BMW Infographic



Data source: IHS Markit New Registrations 2018 ytd 5.11.2018 report. (See note 4 on last page)

# ELECTROMOBILITY BY COUNTRY. SHARE IN NEW REGISTRATIONS. BMW EV\* VERSUS BMW ICE\*\*.

BMW Infographic



Data source: IHS Markit New Registrations 2018 ytd 5.11.2018 report. (See note 5 on last page)

**Note (4), (5)**

\* “EV” means: Battery electric vehicles or Plug-In-Hybrid vehicles

\*\* “ICE” and “traditional” mean: Internal combustion engine

Data source:

IHS Markit New Registrations 2018 ytd 5.11.2018 report.

Latest available month varies per country.

Geography/Country coverage:

Argentina, Australia, Austria, Belgium, Brazil, Bulgaria, Canada, Chile, China, Croatia, Czech Republic, Denmark, Estonia, Finland, France, Germany, Greece, Hong Kong, Hungary, Iceland, India, Indonesia, Ireland, Israel, Italy, Japan, Latvia, Lithuania, Luxembourg, Malaysia, Malta, Mexico, Netherlands, New Zealand, Norway, Philippines, Poland, Portugal, Romania, Russia, Singapore, Slovakia, Slovenia, South Africa, South Korea, Spain, Sweden, Switzerland, Taiwan, Thailand, Turkey, United Kingdom, USA, Venezuela.

Vehicle Type:

Passenger Cars

Propulsion:

Electric, Electric w. REX, Electric w/o REX, PHEV Diesel and PHEV Petrol