

INFOGRAPHICS ON ELECTROMOBILITY. APRIL 2019.

Publisher:
BMW Group
Corporate Communications
Electromobility

Last Update:
08.04.2019

Contact:
presse@bmw.de

ELECTROMOBILITY IN EUROPE. SHARE IN NEW REGISTRATIONS BY BRAND.

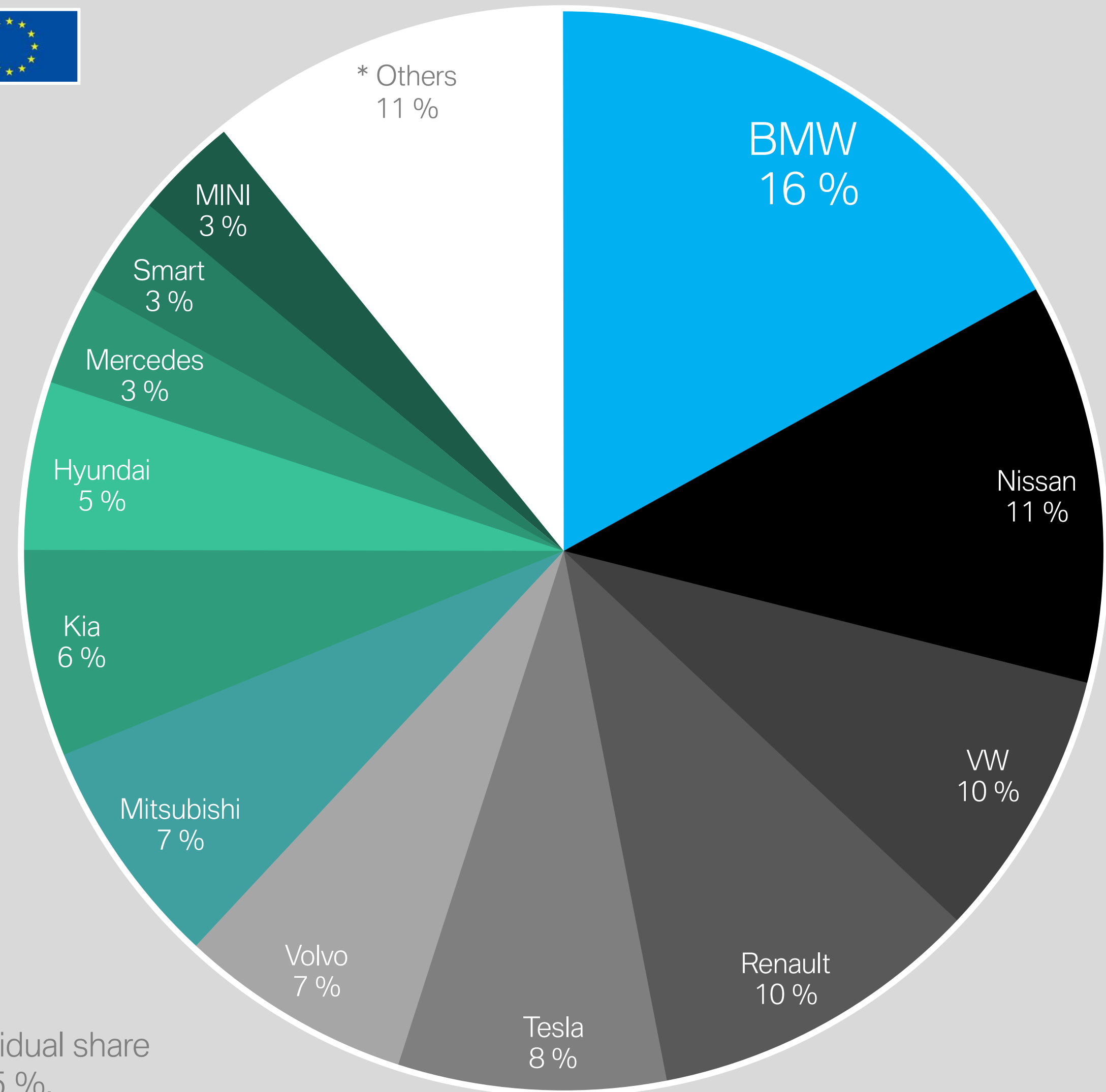
BMW Infographic

Data source:
IHS Markit New Registrations 03.2018-02.2019.
08.04.2019 report. Latest available month varies per country.

Vehicle Type:
Passenger Cars.

Propulsion:
Electric, Electric w. REX, Electric w/o REX,
PHEV Diesel and PHEV Petrol.

Geography/Country coverage:
Austria, Belgium, Bulgaria, Croatia,
Czech Republic, Denmark, Estonia, Finland, France,
Germany, Greece, Hungary, Iceland, Ireland, Italy, Latvia,
Lithuania, Luxembourg, Malta, Netherlands, Norway,
Poland, Portugal, Romania, Slovakia, Slovenia, Spain,
Sweden, Switzerland, United Kingdom.



* Individual share
< 2.5 %.

ELECTROMOBILITY IN GERMANY. SHARE IN NEW REGISTRATIONS BY BRAND.

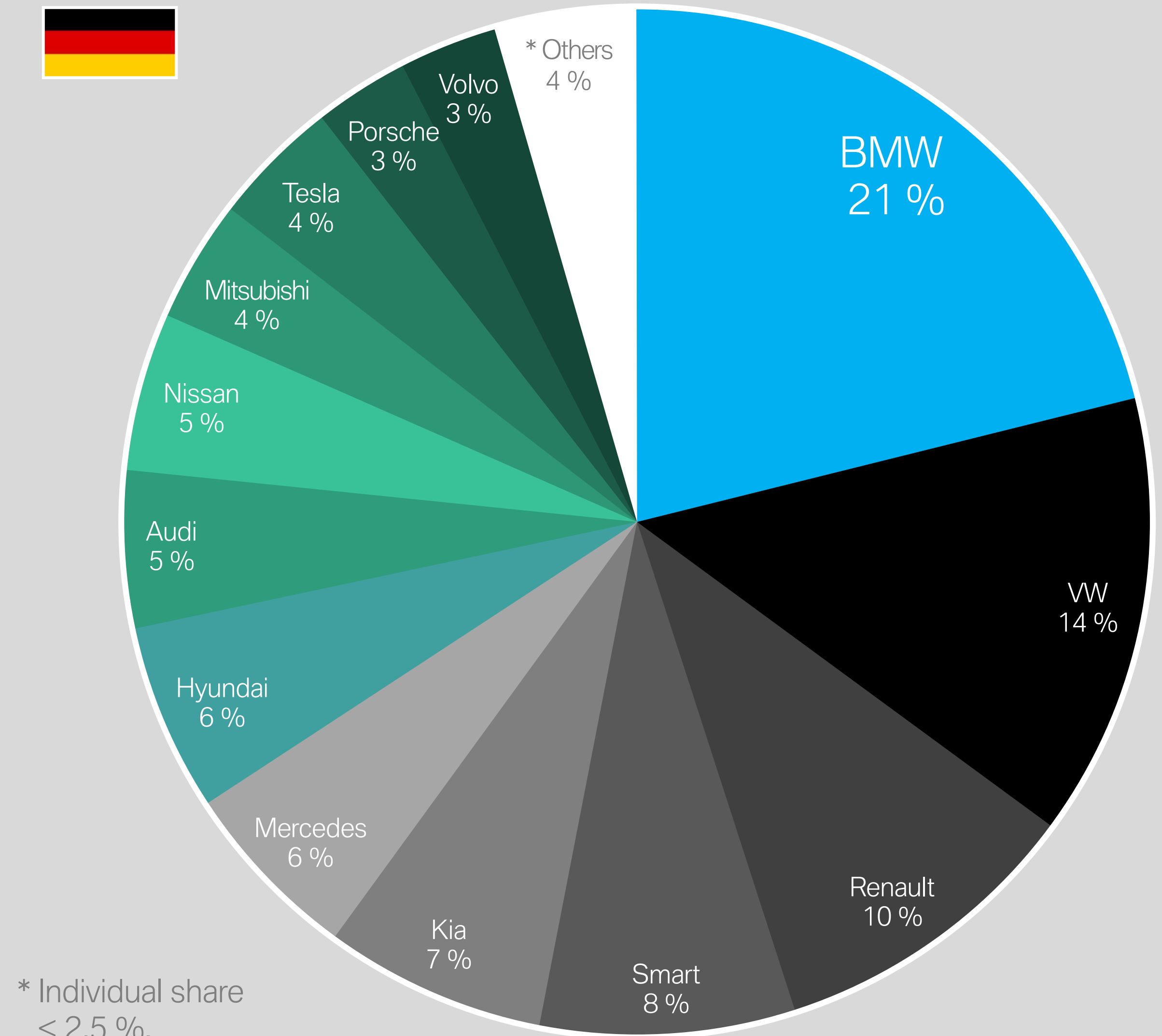
BMW Infographic

Data source:
IHS Markit New Registrations 03.2018-02.2019.
08.04.2019 report.

Vehicle Type:
Passenger Cars.

Propulsion:
Electric, Electric w. REX, Electric w/o REX,
PHEV Diesel and PHEV Petrol.

Geography/Country coverage:
Germany.



ELECTROMOBILITY GLOBALLY. SHARE IN NEW REGISTRATIONS BY BRAND.

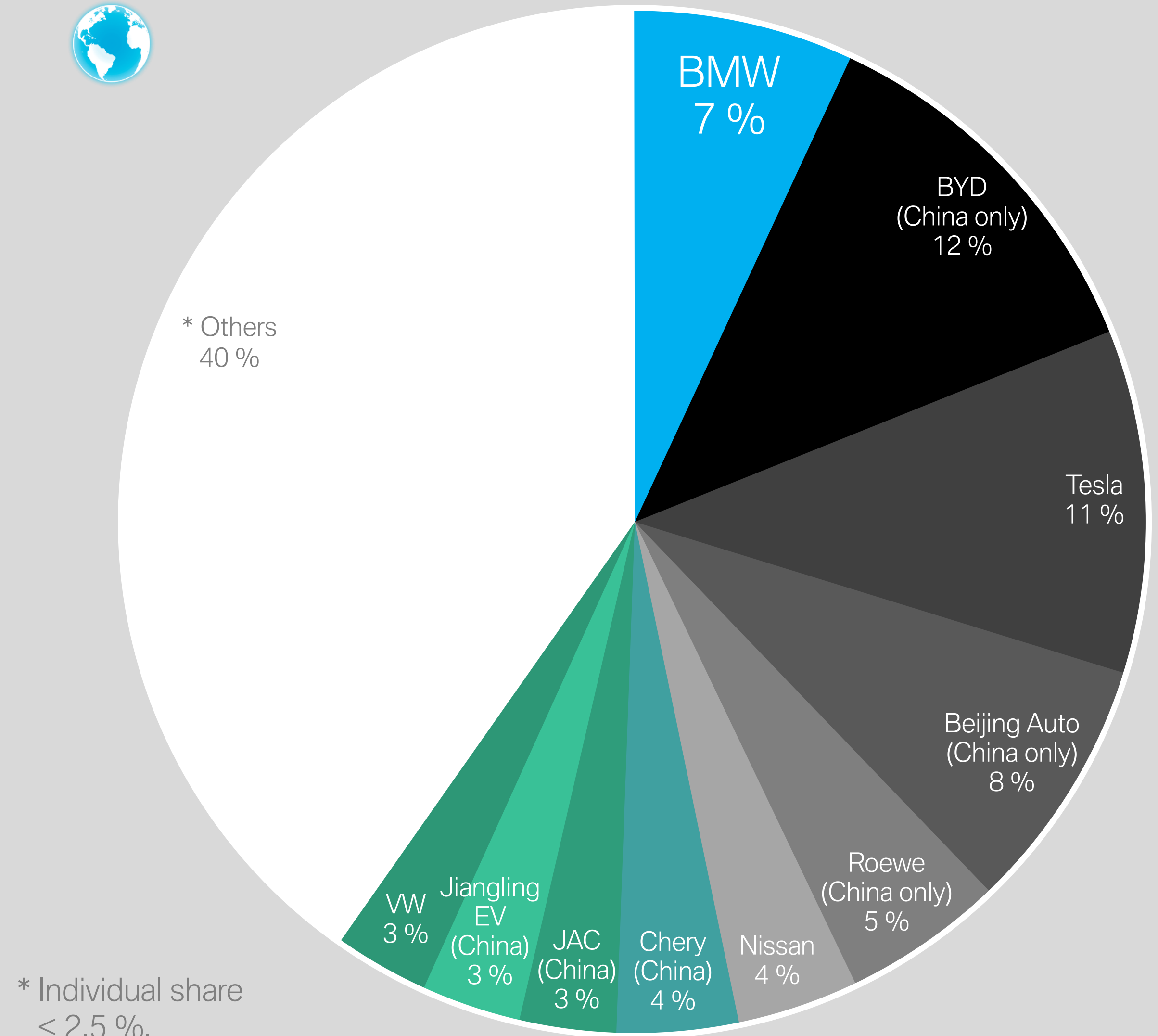
BMW Infographic

Data source:
IHS Markit New Registrations 03.2018-02.2019.
08.04.2019 report. Latest available month varies per country.

Vehicle Type:
Passenger Cars.

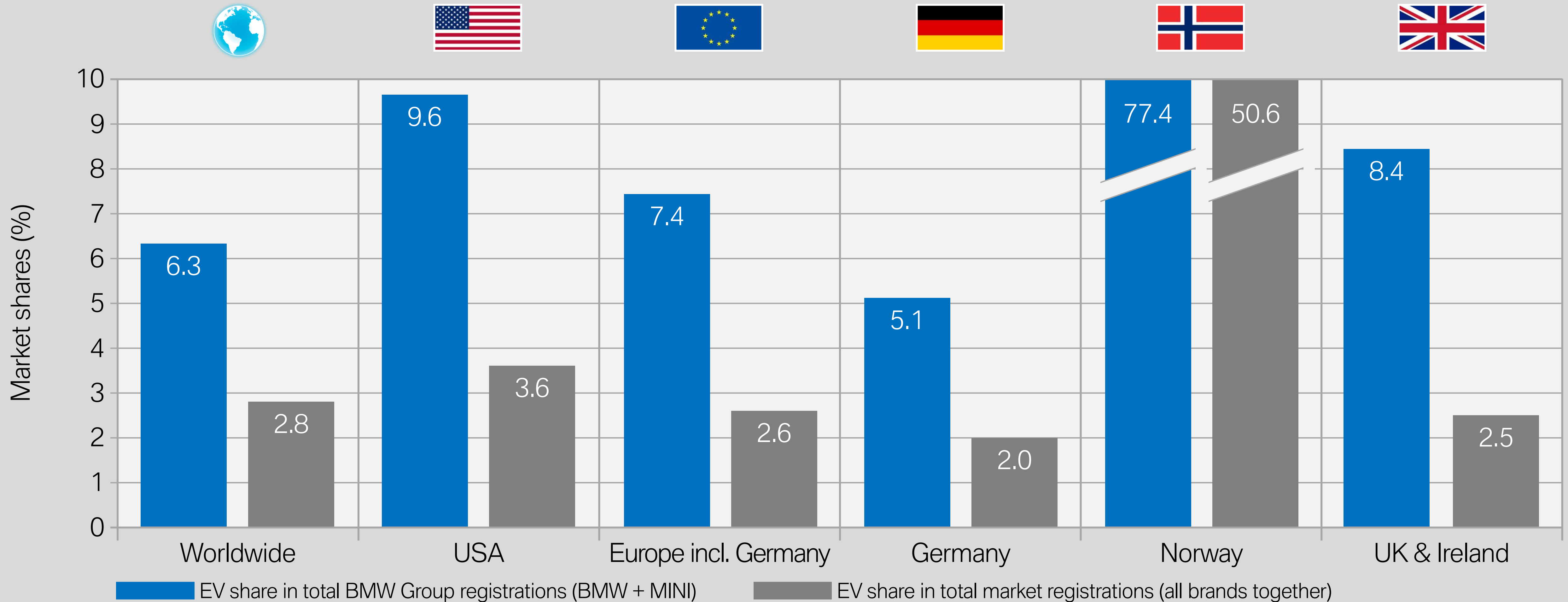
Propulsion:
Electric, Electric w. REX, Electric w/o REX,
PHEV Diesel and PHEV Petrol.

Geography/Country coverage:
Argentina, Australia, Austria, Belgium, Brazil, Bulgaria,
Canada, Chile, China, Croatia, Czech Republic, Denmark,
Estonia, Finland, France, Germany, Greece, Hong Kong,
Hungary, Iceland, India, Indonesia, Ireland, Israel, Italy,
Japan, Latvia, Lithuania, Luxembourg, Malaysia, Malta,
Mexico, Netherlands, New Zealand, Norway, Philippines,
Poland, Portugal, Romania, Russia, Singapore, Slovakia,
Slovenia, South Africa, South Korea, Spain, Sweden,
Switzerland, Taiwan, Thailand, Turkey, United Kingdom,
USA, Venezuela.



ELECTROMOBILITY BY COUNTRY. SHARE IN THE EV* SEGMENT. BMW VERSUS MARKET - AVERAGE.

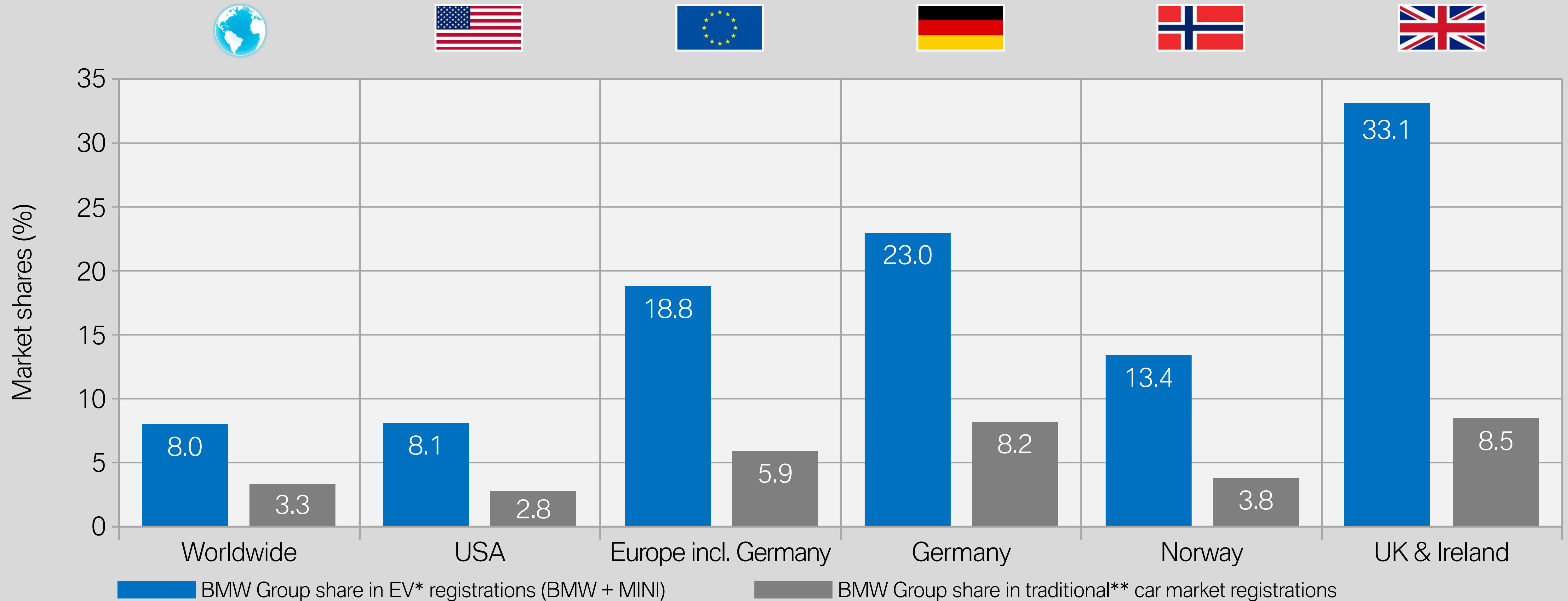
BMW Infographic



Data source: IHS Markit New Registrations 03.2018-02.2019. 08.04.2019 report.

ELECTROMOBILITY BY COUNTRY. SHARE IN NEW REGISTRATIONS. BMW EV* VERSUS BMW ICE**.

BMW Infographic



Data source: IHS Markit New Registrations 03.2018-02.2019. 08.04.2019 report.

INFOGRAPHICS ON ELECTROMOBILITY. APRIL 2019.

* “EV” means: Battery electric vehicles or Plug-In-Hybrid vehicles.

** “ICE” and “traditional” mean: Internal combustion engine.

Data source:

IHS Markit New Registrations 03.2018-02.2019.

08.04.2019 report. Latest available month varies per country.

Vehicle Type:

Passenger Cars.

Propulsion:

Electric, Electric w. REX, Electric w/o REX,

PHEV Diesel and PHEV Petrol.

Geography/Country coverage:

Argentina, Australia, Austria, Belgium, Brazil, Bulgaria, Canada, Chile, China, Croatia, Czech Republic, Denmark, Estonia, Finland, France, Germany, Greece, Hong Kong, Hungary, Iceland, India, Indonesia, Ireland, Israel, Italy, Japan, Latvia, Lithuania, Luxembourg, Malaysia, Malta, Mexico, Netherlands, New Zealand, Norway, Philippines, Poland, Portugal, Romania, Russia, Singapore, Slovakia, Slovenia, South Africa, South Korea, Spain, Sweden, Switzerland, Taiwan, Thailand, Turkey, United Kingdom, USA, Venezuela.