

**BMW
GROUP**



ROLLS-ROYCE
MOTOR CARS LTD

QUARTERLY STATEMENT TO 31 MARCH 2026. BMW GROUP WITH SOLID EBT MARGIN.



6TH MAY 2026.

BMW GROUP QUARTERLY STATEMENT TO 31 MARCH 2026.



WALTER MERTL

Member of the Board of Management of BMW AG, Finance.

BMW GROUP PERFORMANCE IN Q1 2026.

Group earnings before tax at 2.3 billion euros.

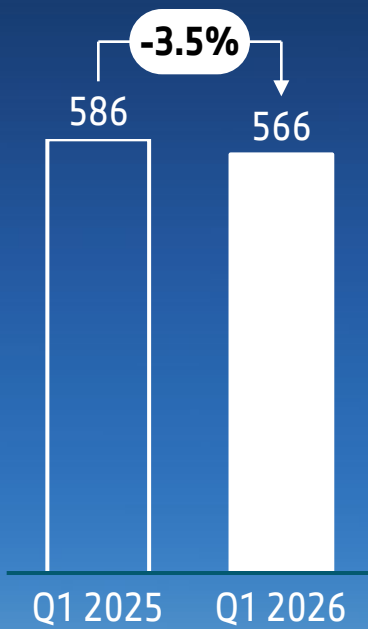
Group EBT margin of 7.6%,
on the level of full year 2025.

Automotive EBIT margin with 5.0%
in the middle of full year guidance corridor
(excluding BBA PPA: 6.2%).

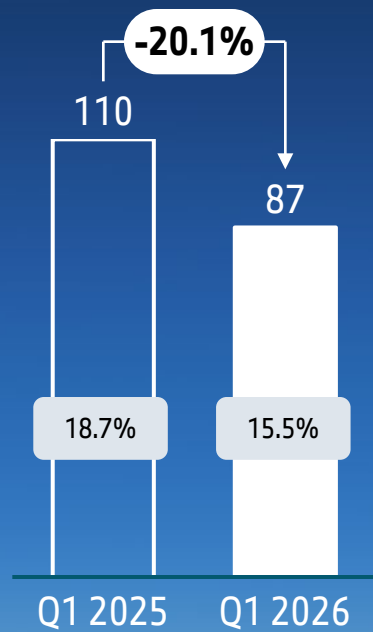


AUTOMOTIVE RETAIL UNITS, BEV UNITS AND AUTO REVENUE. DEVELOPMENT Q1 2026 VS. Q1 2025.

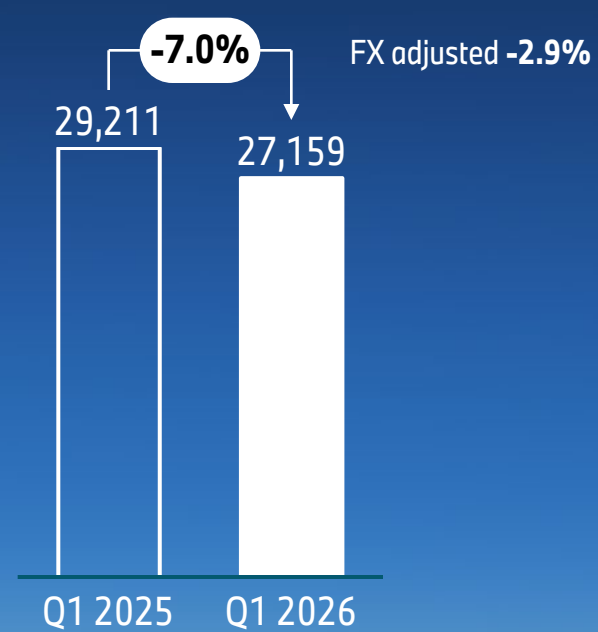
Retail
Units [in k]



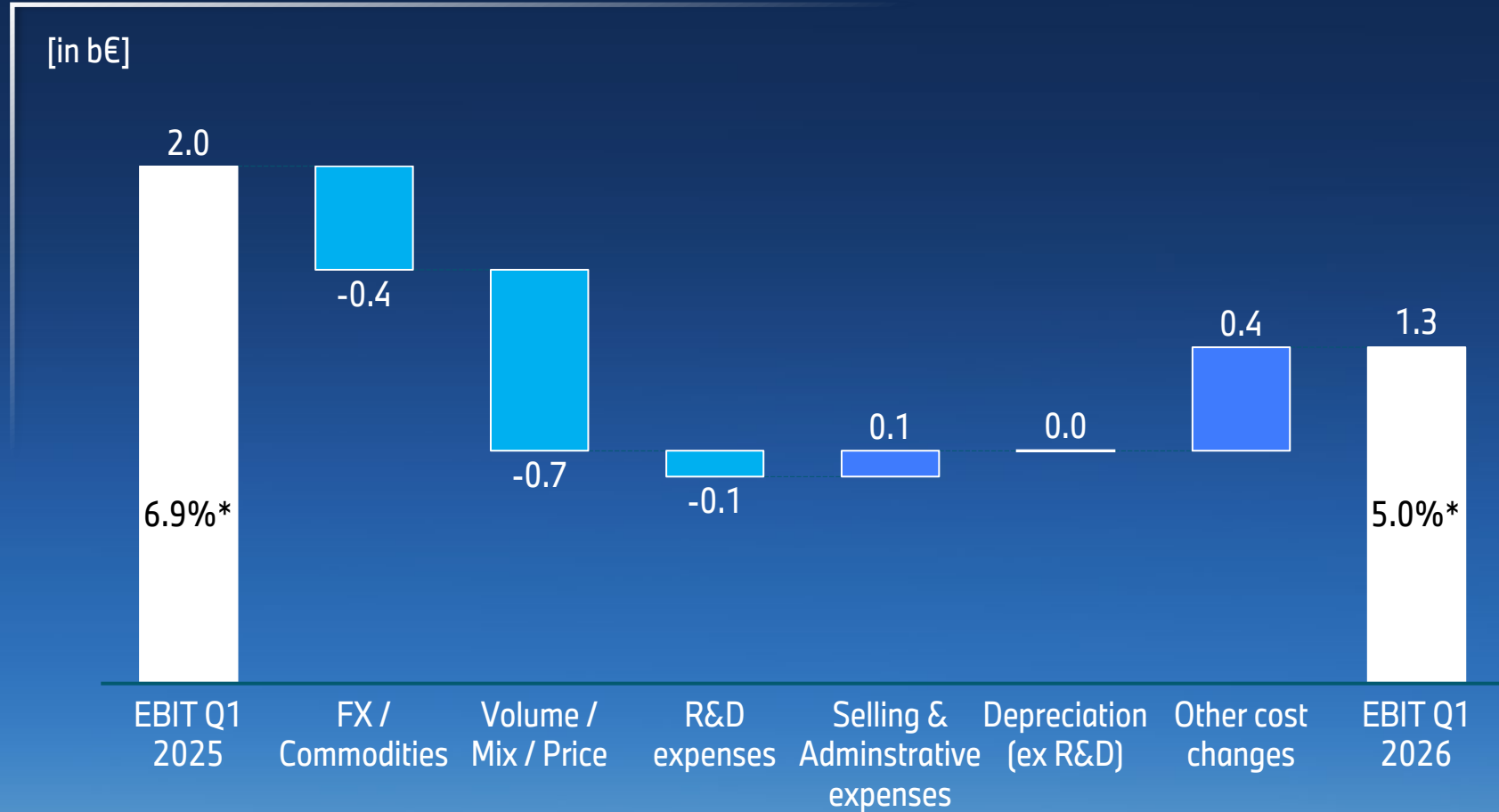
BEV Retail
Units [in k]/sales share [%]



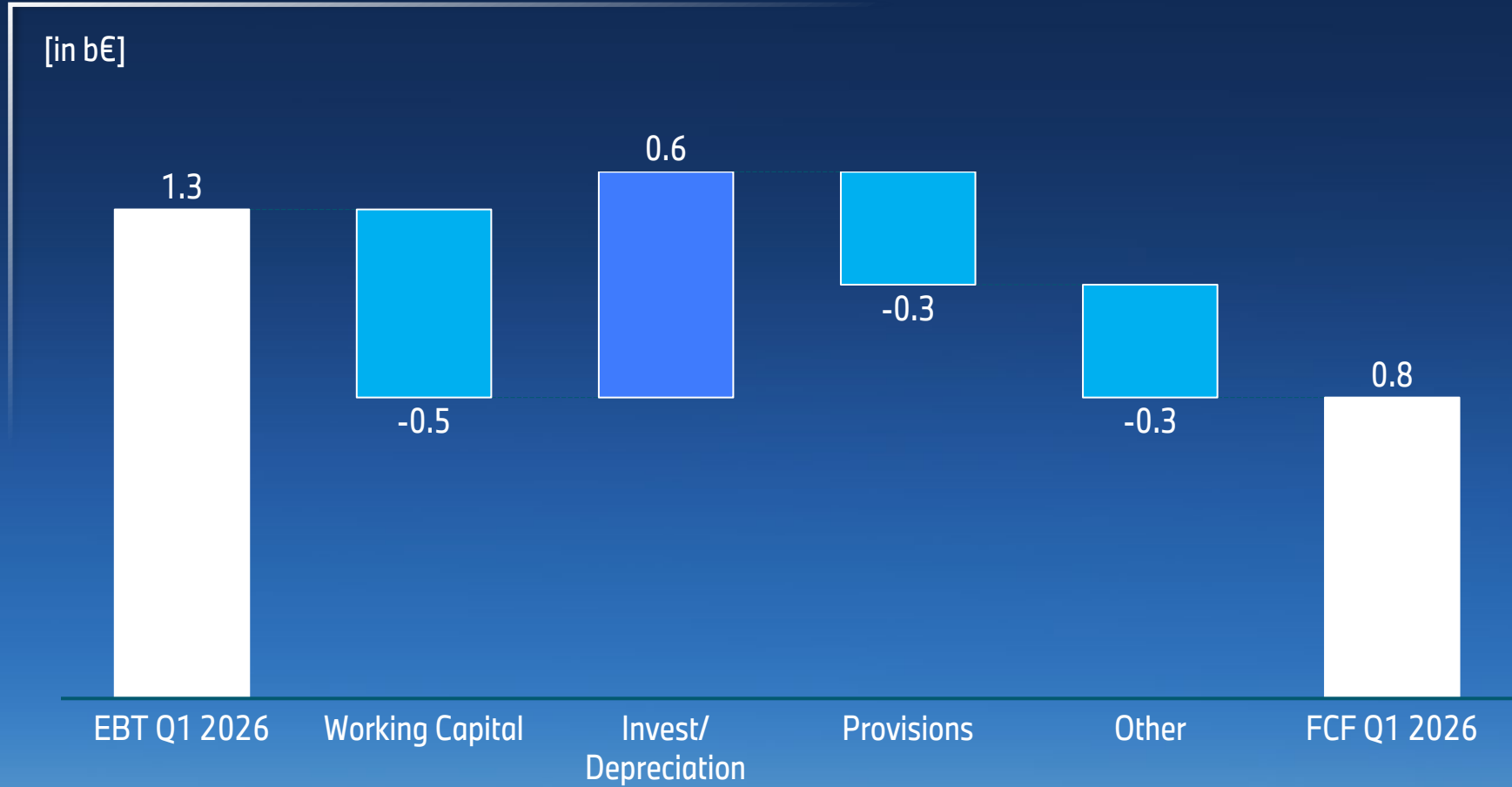
Revenues
Auto [in b€]



AUTOMOTIVE SEGMENT EBIT IN Q1 2026. REPORTED EBIT MARGIN IN THE MIDDLE OF THE FULL-YEAR GUIDANCE CORRIDOR.



AUTOMOTIVE SEGMENT FREE CASH FLOW IN Q1 2026. FREE CASH FLOW AT AROUND 800 MILLION EUROS.



FINANCIAL SERVICES SEGMENT YTD MARCH 2026. NEW CONTRACTS WITH RETAIL CUSTOMERS SLIGHTLY GROWING.

	Q1 2026	Q1 2025	CHANGE
New contracts with retail customers	420,212	402,811	4.3%
Total new business volume with retail customers [in m€]	15,867	15,988	-0.8%
Earnings before tax [EBT; in m€]	381	650	-41.4%
Penetration Rate	51.6%	43.0%	8.6%-pts



MOTORCYCLES SEGMENT IN Q1 2026. EBIT MARGIN WELL ABOVE PREVIOUS YEAR.

	Q1 2026	Q1 2025	CHANGE
Deliveries [in units]	42,735	44,609	-4.2%
Revenues [in m€]	779	806	-3.3%
Earnings before interest and tax [EBIT; in m€]	89	76	17.1%
EBIT Margin	11.4%	9.4%	2.0%-pts



OUTLOOK 2026.

BMW Group



Profit before tax:
Moderate decrease.

Size of workforce:
Slight decrease.

Segment Automotive



Deliveries:
At previous year's level.

EBIT margin:
4 to 6%.

ROCE:
6 to 10%.

Segment Motorcycle



Deliveries:
At previous year's level.

EBIT margin:
4 to 6%.

ROCE:
10 to 14%.

Segment Financial Services



Return on equity:
13 to 16%.

Q1 PROFITABILITY IN THE MIDDLE OF FULL YEAR GUIDANCE CORRIDOR.

Full year outlook for 2026 confirmed.

Flexibility across powertrains and regions within our
global business model.

We remain committed to financial discipline through
prudent management of R&D, CAPEX and operating cost.

We advance our strategic plan with roll-out of
NEUE KLASSE technologies across the entire portfolio.



THANK YOU.



CONSUMPTION AND EMISSION DATA.

BMW i3

Electricity consumption in kWh/100km WLTP: Currently, no binding WLTP values are available yet

CO₂-emissions in g/km: 0

CO₂-Class: A

BMW iX3 50 xDrive

Electricity consumption in kWh/100km WLTP: 17.9 – 15.1

CO₂-emissions in g/km: 0

CO₂-Class: A

BMW i7 60 xDrive

Electricity consumption in kWh/100km WLTP: 21.9 – 18.2

CO₂-emissions in g/km: 0

CO₂-Class: A

BMW R12 S

Fuel consumption weighted combined: 5.1 l/100km

CO₂-emissions in g/km: 119