



BMW Motorrad



BMW S 1000 R

A bike with uncompromising dynamics, the S 1000 R is the Roadster for you. Its aggressive engine with 165 hp/121 kW will put a smile on your face every time it revs. And the rich sound that emanates from the new HP titanium rear silencer will feel like music to the ears of those who live life in the fast lane.

TECHNICAL DATA	
<ul style="list-style-type: none"> • Type: Water/oil-cooled 4-cylinder 4-stroke in-line engine, four valves per cylinder, two overhead camshafts • Capacity: 999 cc • Rated Output: 121 kW (165 hp) at 11,000 rpm • Max. Torque: 114 Nm at 9,250 rpm • Max. Speed: Over 200 km/h • Weight: 205 kg (Unladen weight, road ready, fully fuelled) • Seat Height: 814 mm 	<ul style="list-style-type: none"> • Inner Leg Curve: 1,805 mm • Usable Tank Volume: 17.5 ltr. • Reserve: Approx. 4 ltr. • Wheel Base: 1,439 mm • Wheels: Cast Aluminium Wheels • Tyre, Front: 120/70 ZR 17" • Tyre, Rear: 190/55 ZR 17"



BMW S 1000 R
**Racing Red/
 Black Storm Metallic**



BMW S 1000 R
Catalano Grey



BMW S 1000 R
**Light White/
 Lupin Blue Metallic/
 Racing Red**

DESCRIPTION	STANDARD	SPORT	PRO
RUNNING GEAR			
Cast Aluminium Wheels, ASC (Automatic Stability Control), BMW Motorrad Integral ABS, Twin Disk Front Brake, Rear Pre-Load Adjustable, Radial Front Brake Caliper, Upside Down Fork, Rear Rebound Adjustable	✓	✓	✓
ELECTRICS			
Turn Indicator Smoked Glass, Revolution Counter, Electronic Immobiliser, LED Taillight, Info Flat Screen, Drop Sensor	✓	✓	✓
EQUIPMENT			
One-Key for All Locks, Riding Modes, Handbrake Lever Adjustable, Two-Section Dual-Seat	✓	✓	✓
SPECIAL FEATURES			
Detachable License Plate Holder, Anti-Hopping Clutch, Chrome Kit Body, Fuel Tank Aluminium, Race ABS (Partly-Integral) Disengageable, Storage Compartment, Ready for Reverse Gear Shift Pattern	✓	✓	✓
SPORTS PACKAGE			
Gear Shift Assist Pro Riding Modes Pro (Includes ABS Pro, DTC) Cruise Control	✗	✓	✓
DYNAMIC PACKAGE			
DDC Heated Grip Engine Spoiler LED Turn Indicator-White	✗	✗	✓
Price (Ex-showroom)	16,45,000	17,35,000	18,25,000

Optional Equipment: Forged Wheels, Designoption Wheels, Light White/Lupin Blue Metallic/Racing Red Colour.

Disclaimer: Subject to change in design and equipment. Subject to error. The motorcycles displayed herein may contain optional equipment. This will only be explicitly indicated where pictures of motorcycle show optional equipment.

MAKE
 LIFE A
 RIDE.




BMW Motorrad



BMW S 1000 RR

A winner, higher performer and fighter. The RR is the epitome of a superbike – even in its design. With its distinctive split face and asymmetrical front headlamps, it is instantly recognisable. The RR shares a desire for pure acceleration and speed with its rider.

TECHNICAL DATA	
<ul style="list-style-type: none"> • Type: Water/oil-cooled 4-cylinder 4-stroke in-line engine, four titanium valves per cylinder, two overhead camshafts • Capacity: 999 cc • Rated Output: 146 kW (199 hp) at 13,500 rpm • Max. Torque: 113 Nm at 10,500 rpm • Max. Speed: Over 200 km/h • Weight: 208 kg (Unladen weight, road ready, fully fuelled) • Seat Height: 815 mm 	<ul style="list-style-type: none"> • Inner Leg Curve: 1,805 mm • Usable Tank Volume: 17.5 ltr. • Reserve: Approx. 4 ltr. • Wheel Base: 1,438 mm • Wheels: Aluminium Cast Wheels • Tyre, Front: 120/70 ZR 17" • Tyre, Rear: 190/55 ZR 17"



DESCRIPTION	STANDARD	PRO
RUNNING GEAR		
Cast Aluminium Wheels, BMW Motorrad Integral ABS, Twin Disk Front Brake, Rear Compression Adjustable, Rear Pre-Load Adjustable, Radial Front Brake Caliper, Upside Down Fork	✓	✓
ELECTRICS		
Turn Indicator Smoked Glass, Revolution Counter, Electronic Immobiliser, Launch Control, LED Taillight, Info Flat Screen, Drop Sensor	✓	✓
EQUIPMENT		
One-Key for All Locks, Riding Modes, Handbrake Lever Adjustable, Two-Section Dual-Seat, Passenger Kit	✓	✓
SPECIAL FEATURES		
Detachable License Plate Holder, Anti-Hopping Clutch, Fuel Tank Aluminium, Race ABS (Partly-Integral) Disengageable, Storage Compartment, Ready for Reverse Gear Shift Pattern	✓	✓
DYNAMIC PACKAGE		
Gear Shift Assist Pro DDC Heated Grips LED Turn Indicator-White	×	✓
RACE PACKAGE		
Riding Modes Pro Cruise Control ABS Pro	×	✓
Price (Ex-showroom)	18,05,000	20,75,000

Optional Equipment: Forged Wheels, Light White/Lupin Blue Metallic/Racing Red Colour.



BMW S 1000 RR
Black Storm Metallic



BMW S 1000 RR
**Racing Red/
Light White**



BMW S 1000 RR
**Light White/
Lupin Blue Metallic/
Racing Red**

Disclaimer: Subject to change in design and equipment. Subject to error. The motorcycles displayed herein may contain optional equipment. This will only be explicitly indicated where pictures of motorcycle show optional equipment.

**MAKE
LIFE A
RIDE.**



BMW Motorrad



BMW S 1000 XR

This is a sports tourer the roads have been waiting for. It's the perfect BMW motorcycle with the dynamic performance of a sports motorcycle, versatility of an enduro and comfort of a touring bike. With an engine that delivers 165 bhp at 11,000 rpm and 114 Nm at 9,250 rpm, this motorcycle feels at home on every road.

TECHNICAL DATA	
<ul style="list-style-type: none"> • Type: Water/oil-cooled 4-cylinder 4-stroke in-line engine, four valves per cylinder, two overhead camshafts • Capacity: 999 cc • Rated Output: 121 kW (165 hp) at 11,000 rpm • Max. Torque: 114 Nm at 9,250 rpm • Max. Speed: Over 200 km/h • Weight: 228 kg (Unladen weight, road ready, fully fuelled) • Seat Height: 840 mm 	<ul style="list-style-type: none"> • Inner Leg Curve: 1,894 mm • Usable Tank Volume: 20 ltr. • Reserve: Approx. 4 ltr. • Wheel Base: 1,548 mm • Wheels: Cast Aluminium Wheels • Tyre, Front: 120/70 ZR 17" • Tyre, Rear: 190/55 ZR 17"



DESCRIPTION	STANDARD	PRO
RUNNING GEAR		
Cast Aluminium Wheels, ASC (Automatic Stability Control), BMW Motorrad Integral ABS, Twin Disk Front Brake, Rear Pre-load Adjustable, Radial Front Brake Caliper, Upside Down Fork, Rear Rebound Adjustable	✓	✓
ELECTRICS		
Turn Indicator Smoked Glass, Revolution Counter, Electronic Immobiliser, LED Taillight, Info Flat Screen, Power Socket, Drop Sensor, Control Brake Light	✓	✓
EQUIPMENT		
One-Key for All Locks, Riding Modes, Handbrake Lever Adjustable, One-Piece Seat Bench, Windscreen Adjustable	✓	✓
SPECIAL FEATURES		
Detachable License Plate Holder, Anti-Hopping Clutch, Storage Compartment	✓	✓
DYNAMIC PACKAGE		
Gear Shift Assist Pro Riding Modes Pro (Includes ABS Pro, DTC) Cruise Control LED Turn Indicator-White	×	✓
TOURING PACKAGE		
Dynamic ESA Preparation for GPS Device Heated Grips Main Stand Luggage Grid Case Holder Left and Right Seat Low	×	✓
Price (Ex-showroom)	17,65,000	20,05,000

Optional Equipment: (Style HP) Motosport : Light White / Racing Blue Metallic/ Racing Red.



BMW S 1000 XR
**Light White/
Racing Blue Metallic/
Racing Red**



BMW S 1000 XR
Ocean Blue Metallic Matt



BMW S 1000 XR
Racing Red

Disclaimer: Subject to change in design and equipment. Subject to error.
The motorcycles displayed herein may contain optional equipment. This will only be explicitly indicated where pictures of motorcycle show optional equipment.

**MAKE
LIFE A
RIDE.**

The new BMW S 1000 RR, S 1000 R and S 1000 XR. Table of contents.



Kindly note that this is an international product press kit. For Indian specifications, please refer to the specification sheet.

1. The sporty BMW Motorrad 4-cylinder models. (Short version)	2
2. The new BMW S 1000 RR.	4
3. The new BMW S 1000 R.	8
4. The new BMW S 1000 XR.	14
5. Output and torque.	18
6. Technical specifications.	20

1. The sporty BMW Motorrad 4-cylinder models. (Short version)



The new sporty BMW Motorrad 4-cylinder models.

Supreme riding dynamics, athletic character combined with maximum safety and everyday practicality – these are the defining characteristics of the BMW Motorrad 4-cylinder models. For the model year 2017 the supersports bike S 1000 RR, the dynamic roadster S 1000 R and the adventure sports model S 1000 XR have undergone the following model revisions:

The new BMW S 1000 RR – virtually perfect yet still optimised.

- Adaptation to EU4 requirements.
- ABS Pro as a new element of the optional equipment item “Riding Modes Pro”.
- DTC as standard.
- The new RR now as standard as a single-seat model with passenger seat cover. The optional passenger package is available free of charge as an alternative.
- Well-established colour concepts Racing Red non-metallic/Lightwhite non-metallic and BMW Motorsport (Lupine Blue metallic/Lightwhite non-metallic/Racing Red non-metallic, though in a new design).
- New colour variant Granite Grey metallic/Blackstorm metallic.
- Design Option Wheels with red rim lines now included as standard as part of the colour concepts Racing Red non-metallic/Lightwhite non-metallic and BMW Motorsport.

The new BMW S 1000 R – enhanced dynamic roadster.

- Adaptation to EU4 requirements.
- Output increased to 121 kW / 165 hp at 11 000 rpm (previously: 118 kW/ 160 hp).
- Weight reduction by 2 kg to 205 kg DIN unladen. Payload increased by 2 kg.
- HP titanium rear silencer as standard for an even more potent sound and a sporty look.
- Vibration-decoupled handlebars for a further increase in comfort.
- New frame structure with lighter main frame rear section.
- ABS Pro as a new element of the optional equipment item “Riding Modes Pro”.
- HP Shift Assistant Pro for quick shifting up and down without clutch as an ex-works option.

- Light HP forged wheels (–2.4 kg as compared to the standard version) as a new optional equipment items ex works.
- Design Option Wheels with red rim lines as a new ex works option.
- Multifunction instrument cluster with improved readability and including outdoor temperature display.
- Significantly reduced fairing.
- New colour variants Racing Red non-metallic/Blackstorm metallic, Catalano Grey non-metallic and BMW Motorsport (Lupine Blue metallic/Lightwhite non-metallic/Racing Red non-metallic).

The new BMW S 1000 XR – adventure sports, further refined.

- Adaptation to EU4 requirements.
- Output increased to 121 kW / 165 hp at 11 000 rpm (previously: 118 kW/ 160 hp).
- Optimised vibration-decoupled handlebars for increased comfort.
- Increase in maximum permissible weight from 434 to 444 kg, thereby increasing payload by 10 kg.
- Well-established colour concepts Racing Red non-metallic and Lightwhite non-metallic / Granite Grey metallic matt / Racing Red non-metallic.
- New colour variant Ocean Blue metallic matt.

2. The new BMW S 1000 RR.



The new BMW S 1000 RR – the virtually perfect supersports model has been further optimised.

Ever since BMW Motorrad launched the S 1000 RR in 2009, the first 4-cylinder supersports bike made by BMW, the “Double R” has had a lasting impact on this market segment. Consistent and ongoing development has since ensured that the RR occupies pole position among the superbikes with road traffic certification. For the model year 2017 it was once again possible to optimise the virtually perfect supersports bike even further.

Potent in-line 4-cylinder engine, adapted to EU4 requirements.

The 999 cc in-line 4-cylinder engine has been adapted to meet the requirements of the EU4 pollutant class. The peak output is still 146 kW (199 hp) at 13 500 rpm and the maximum torque of 113 Nm is reached at 10 500 rpm. In the interests of excellent rideability, the new RR also has a wide engine speed range available for use, and almost the entire maximum torque is available from approximately 9 500 (112 Nm) to 12 000 rpm (113 Nm).

Riding modes “Rain”, “Sport” and “Race” along with Race ABS and Dynamic Traction Control as standard.

The new RR features the three riding modes “Rain”, “Sport” and “Race” as standard as well as the partial integral Race ABS. New additions to the standard trim include Dynamic Traction control DTC with banking sensor and fine adjustment at +/- seven levels for the best possible performance and safety when accelerating.

Optional equipment item “Riding Modes Pro” with additional riding modes “Slick” and “User”, Launch Control, Pit Lane Limiter and now also ABS Pro.

With the optional equipment item “Riding Modes Pro”, the new RR offers the two additional riding modes “Slick” and “User” as before, as well a Launch Control for active support on racing starts, among other things. A configurable Pit Lane Limiter also enables adherence to the prescribed speed in the pit lane.

ABS Pro is a new component of the optional equipment item “Riding Modes Pro”. While the existing BMW Motorrad ABS systems already provide a very high degree of safety when braking in a straight line, ABS Pro now takes this a

step further to offer increased safety when braking on bends as well. Here, ABS Pro (available in the modes “Rain”, “Sport” and “Race”) is able to prevent the wheels from locking even when the brakes are applied quickly; this reduces abrupt changes in steering force on shock-braking manoeuvres and stops the motorcycle from rearing up unintentionally.

The new RR now as a single-seater with passenger seat cover and attractive new colours.

From now on, the new S 1000 RR is configured as standard as a single-seater with passenger seat cover. However, an ex works option allows the RR to be ordered with a passenger package free of charge: this includes both passenger seat and passenger footrests.

The RR continues to be available in the colour schemes Racing Red non-metallic/Lightwhite non-metallic for the dynamic look and BMW Motorsport (Lupine Blue metallic/Lightwhite non-metallic/Racing Red non-metallic, although in a new configuration) in reference to the bike’s motor racing genes. The two colour concepts are supplemented as standard with red rim lines.

In addition there is the new colour scheme Granite Grey metallic/Blackstorm metallic, which gives the RR a refined appearance.

Optional equipment and Original BMW Motorrad Accessories.

As usual, an extensive program of optional equipment and motorcycle accessories is available for customisation of the new BMW S 1000 RR.

Options.

- **Race Package:** Riding Modes Pro (riding modes “Slick” and “User”, Launch Control.
Pit Lane Limiter and ABS Pro), cruise control.
- **Dynamic Package:** DDC, LED turn indicators, HP Shift Assistant Pro, heated grips.
- Dynamic Damping Control DDC.
- “Riding Modes Pro” (riding modes “Slick” and “User”, Launch Control, Pit Lane Limiter and ABS Pro.
- HP forged wheels.
- Shift Assistant Pro.
- Cruise control.
- Alarm system (DWA).
- Heated grips.
- Passenger package (passenger seat, passenger footrests).

- HP battery.

Original BMW Motorrad Accessories.

HP Parts.

- HP rider footrest system incl. HP Carbon heel guard, adjustable ergonomics.
- HP passenger footrests.
- HP brake/clutch lever, foldable.
- HP handbrake lever with remote adjustment.
- HP hand lever protector.
- HP engine protector, left/right.
- HP axle protectors.
- HP chain tensioner.
- HP Carbon wheel cover, front.
- HP Carbon wheel cover, rear.
- HP Carbon side trim part, top left/right.
- HP Carbon fuel tank trim, left/right.
- HP Carbon intake silencer cover.
- HP Carbon heel guard.
- HP Carbon pinion cover.
- HP Carbon Engine Spoiler Race.*
- HP Carbon chain guard.
- HP sports silencer.
- HP cover kit.*
- HP lap timer.*
- HP data logger.*
- HP Calibration Kit 3.*
- HP Power Kit.*
- HP brake pads.*
- HP brake vent valve.
- HP brake vent aid.
- HP wiring harness.*
- HP seat.
- HP tyre heater.
- HP pit carpet.

* Only for use on the race track.

Storage program.

- Tank rucksack.
- Rear bag.
- Passenger seat bag.
- Saddlebags.
- Tensioning strap.

- Luggage spider.

Ergonomics and comfort.

- Rider comfort seat.
- Comfort passenger seat.
- Windshield, high ("bubble").
- Windshield, tinted.
- Windshield, high, tinted.

Safety.

- Brake disc lock with integrated alarm system.
- BMW Motorrad warning triangle.
- First aid set, large.
- First aid set, small.

Maintenance and technology.

- Sport 2 lift stand, front/rear.
- Swinging arm adapter for Sport 2 lift stand.
- BMW Motorrad battery charger 230 V.
- BMW Motorrad battery charger 110 V.
- BMW Motorrad battery charger for UK.
- Multifunction tool.
- Mini foot pump.
- Repair set for tubeless tyres.
- Indoor motorcycle cover.
- Motorcycle cover.

3. The new BMW S 1000 R.



The new BMW S 1000 R – the dynamic roadster in significantly enhanced form.

In the autumn of 2013, BMW Motorrad launched a dynamic roadster based on the supersports bike S 1000 RR: the S 1000 R. With its well-conceived overall concept of high performance, low weight Race ABS, ASC and riding modes as standard, it set a new benchmark in the dynamic roadster segment. Since then the S 1000 R has attracted numerous enthusiastic fans with its fascinating blend of emotional roadster looks and supersports riding dynamics. BMW Motorrad has now enhanced the innovative naked bike in a range of different aspects.

EU4-compliant 4-cylinder with higher performance, lower weight and HP titanium rear silencer for an even more potent sound and a sporty look.

The new S 1000 R features the well-proven 999 cc in-line 4-cylinder engine. Having been adapted to meet all EU4 requirements, it now has an output of 121 kW (165 hp) at 11 000 rpm (previously: 118 kW (160 hp) at 11 000 rpm), 3 kW (5 hp) higher than before, and weighs 2 kg less (previously 207 kg DIN unladen weight, now 205 kg DIN unladen weight). The permitted gross weight is still 407 kg, which means an increase in payload of two kilograms.

Further development of the engine has included an optimised intake and exhaust sound. In conjunction with the standard HP titanium rear silencer, the new S 1000 R now produces an even more potent sound while still adhering to the ECE registration directive R41-04.

ASC, partial integral Race ABS and two riding modes as standard. “Riding Modes Pro” with two additional modes “Dynamic” and “User”, DTC and now also ABS Pro as an optional equipment item.

For optimum adaptation to the rider's personal preferences and area of use, the new S 1000 R now provides two riding modes as well as ASC (Automatic Stability Control) as standard features. With the riding modes “Rain” and “Road”, the S 1000 R can be adapted in power and torque delivery as well as in terms of the control response of the Race ABS and ASC to road surface conditions. This is a significant safety bonus when riding on changing surfaces in particular.

Dynamic Traction Control DTC continues to be available as an ex works option. Among other things, DTC features the banking sensor familiar from the RR so it is able to offer the highest series-production level of technology currently available for increased riding safety and dynamic performance.

A new element which forms part of the optional equipment item "Riding Modes Pro" with its two additional riding modes "Dynamic" and the new, configurable "User" mode is ABS Pro, which operates in relation to banking angle. While the existing BMW Motorrad ABS systems already provide a very high degree of safety when braking in a straight line, ABS Pro offers increased safety when braking on bends as well. In this way, the wheels can be prevented from locking, in particular reducing abrupt changes in steering force on shock-braking manoeuvres and stopping the motorcycle from rearing up unintentionally.

The enormous performance spectrum of the "Riding Modes Pro" option is rounded off with a Launch Control for active rider support on racing starts and a programmable Pit Lane Limiter to ensure that the set speed limits are adhered to in the pit lane.

HP Shift Assistant Pro for quick shifting up and down without clutch activation as an ex-works option.

As already available for the RR and the XR, HP Shift Assistant Pro is now also offered for the new S 1000 R. It enables the rider to shift up through the gears without activating the clutch, thereby allowing perfect acceleration virtually without torque interrupt. HP Shift Assistant Pro also allows downshifting without using the clutch. As a result, very fast shifting is possible, clutch activation is reduced to a minimum and any unwanted load change impact on the rear wheel is perceptibly diminished.

The new S 1000 R already meets many riders' preference for a so-called "reverse shifting pattern" for use on the race track, with the first gear at the top and gears two to six going downwards. An additional mount for the shift linkage on the gear lever makes for a very quick changeover here.

New rear frame structure with optimised rigidity and flex as well as lighter main frame rear section for increased traction, greater precision and transparent feedback.

The main suspension element of the new S 1000 R is still an aluminium bridge-type frame comprising four individual cast components welded together with the in-line 4-cylinder engine integrated as a load-bearing element. In the new S 1000 R, however, the main frame has now been redesigned and given a new, lighter rear section. As part of this revision, the

entire composite structure of the main frame, main frame rear section and swinging arm has been optimised in terms of rigidity and flex so as to achieve improved traction while at the same time providing greater precision and even more transparent feedback. The rider footrest system including brake and gear lever was also redesigned in this connection.

Light HP forged wheels and Design Option Wheels as new optional equipment items ex works.

For further optimisation of the new S 1000 R, BMW Motorrad now offers HP forged wheels as an optional equipment item ex works that enable a weight reduction of 2.4 kg as compared to the standard wheels. The resulting reduction in inertia moment and gyroscopic movement benefits the new S 1000 R in terms of acceleration, deceleration and manoeuvrability. The optional equipment item Design Option Wheels further underscores the sporting character of the new S 1000 R with a red decorative line which runs around the rim edge of the aluminium cast wheels.

Optimised multifunction instrument cluster with improved readability.

As before, the new S 1000 R still draws on motor racing elements in terms of its cockpit design, too. An LCD screen in conjunction with an analog engine speed display allows a wealth of information to be displayed to the rider, from gears to the relevant riding mode and lap time recording. There is also an individually programmable shift indicator on board for optimum gear shifting.

For use in the new S 1000 R, the tilt angle of the instrument cluster has been optimised with a view to achieving improved readability, especially of the upper lines of the LCD screen. An additional Malfunction Indicator Light (MIL) ensures the EU4 norm is met, and the display has been extended to include the outdoor temperature.

Even more dynamic design with reduced fairing.

While the aspirations of the S 1000 R as a dynamic roadster have been perfectly captured up to now in the “tail up – nose down” principle with a low front section and steeply rising rear, the new S 1000 R nonetheless adopts an even more strikingly dynamic pose in terms of its styling.

The new S 1000 R is still instantly and unmistakably recognisable as a face that stands out in a crowd. In the front view, the asymmetrical breakdown of the headlamp is the dominating feature along with the large central air inlet, the latter clearly demonstrating that fresh air and the airstream are being converted into forward propulsion and power.

The styling of the new S 1000 R has been further developed in the front section and also in the side trim parts. Straighter and more sharply designed while also being significantly reduced in size, these give the new S 1000 R an even more athletic and dynamic appearance. The passenger seat pad now also has a new design.

Vibration-decoupled handlebars for further increased comfort.

Vibration-decoupled handlebars ensure further increased comfort in the new S 1000 R. These effectively reduce vibrations from being passed onto the handlebar ends. The upper fork bridge was also newly designed in this connection.

New, attractive colour concept in three variants.

The even more dynamic appearance of the new S 1000 R is reflected in a new colour concept comprising three colour schemes: Racing Red non-metallic/Blackstorm metallic, Catalano Grey non-metallic and BMW Motorsport (Lightwhite non-metallic/Lupine Blue metallic/Racing Red non-metallic).

In Racing Red non-metallic/Blackstorm metallic the new S 1000 R highlights its sporty, aggressive character, at the same time underscoring its leading position in terms of performance in the dynamic roadster segment.

Catalano Grey non-metallic gives the new S 1000 R a particularly powerful and potent appearance, interpreting the combination of technology and dynamic performance in a strikingly masculine way.

In the traditional BMW Motorsport colours of Lightwhite non-metallic, Lupine Blue metallic and Racing Red non-metallic, the new S 1000 R combines its athletic genes with a dash of distinctive refinement, giving it a light and agile look.

Optional equipment and Original BMW Motorrad Accessories for further individualisation.

The customary extensive BMW Motorrad program of optional equipment and motorcycle accessories are available for further customisation of the new S 1000 R.

Options.

- **Sports Package:** Dynamic Traction Control DTC, Riding Modes Pro (riding Modes "Dynamic", "Dynamic Pro", ABS Pro), Shift Assistant Pro and cruise control.

- **Dynamic Package:** Dynamic Damping Control DDC, heated grips, LED turn indicators and engine spoiler in body finish.
- Riding Modes Pro (riding modes “Dynamic”, “Dynamic Pro”, ABS Pro).
- Cruise control.
- Shift Assistant Pro.
- Dynamic Damping Control DDC.
- Heated grips.
- HP forged wheels.
- Design Option Wheels.
- Alarm system (DWA).

Original BMW Motorrad Accessories.

HP Parts.

- HP rider footrest system incl. HP Carbon heel guard, adjustable ergonomics.
- HP passenger footrests.
- HP brake/clutch lever, foldable.
- HP hand lever protectors.
- HP engine protectors, left/right.
- HP axle protectors.
- HP chain tensioner.
- HP Carbon wheel cover, front.
- HP Carbon wheel cover, rear.
- HP Carbon windshield.
- HP Carbon fuel tank trim, left/right.
- HP Carbon intake silencer cover.
- HP Carbon pinion cover.
- HP Carbon heel guard.
- HP Carbon chain guard.
- HP lap timer.*
- HP data logger.*
- HP tyre heater.
- HP pit carpet.

* Only for use on the race track.

Storage program.

- Tank rucksack.
- Rear bag, left/right.
- Passenger seat bag.
- Saddlebags.
- Tensioning strap.

- Luggage spider.

Design.

- Plastic hump cover (in body finish).
- Engine spoiler, left/right (in body finish).

Ergonomics and comfort.

- Sport windshield.
- Rider comfort seat.
- Comfort passenger seat.

Navigation and communication.

- BMW Motorrad Navigator V.
- BMW Motorrad Navigator Street.
- BMW Motorrad smartphone cradle.
- Holder for BMW Motorrad navigation system.

Safety.

- Brake disc lock with integrated alarm system.
- BMW Motorrad warning triangle.
- First aid set, large.
- First aid set, small.

Maintenance and technology.

- Sport 2 lift stand, front/rear.
- Swinging arm adapter for Sport 2 lift stand.
- BMW Motorrad battery charger 230 V.
- BMW Motorrad battery charger 110 V.
- BMW Motorrad battery charger for UK.
- Multifunction tool.
- Mini foot pump.
- Repair set for tubeless tyres.
- Indoor motorcycle cover.
- Motorcycle cover.

4. The new BMW S 1000 XR.



The new BMW S 1000 XR – adventure sports, further refined.

With the launch of the BMW S 1000 XR in autumn 2014, BMW Motorrad offered its own new interpretation of the sports to touring range, not least adding a powerful dose of emotion into the mix. The adventure sports style was born - a fascinating synthesis of innovative technology, performance and safety combined with dynamic touring qualities, sporty performance, a high level of comfort and supreme everyday practicality. Changes apply to the S 1000 XR as of model year 2017, too.

Even more potent in-line 4-cylinder engine meeting EU4 requirements.

In the new S 1000 XR, BMW Motorrad presents the 999 cc in-line 4-cylinder engine not just in an adapted form to meet the requirements of the EU4 pollutant class but also with enhanced power. The output is now 121 kW (165 hp) at 11 000 rpm (previously: 118 kW (160 hp) at 11 000 rpm), in other words it has been increased by 3 kW (5 hp).

Optimised vibration-decoupling of handlebars and an increase of 10 kg in both the maximum permissible weight and the payload.

Softer isolating elements on the handlebars effectively reduce vibrations from being passed onto the handlebar ends in the new S 1000 XR.

On pleasure rides and holiday trips, the rider benefits from an increase in the maximum permissible weight of 10 kg from 434 to 444 kg in the latest edition of the S 1000 XR, which is likewise equivalent to an increase in payload of 10 kg.

The new S 1000 XR now also in refined Ocean Blue metallic matt.

As a supplement to the existing colour variants of Racing Red non-metallic and Lightwhite non-metallic/Granite Grey metallic/Racing Red non-metallic, the new S 1000 XR is now also available in Ocean Blue metallic matt. While Racing Red non-metallic stands for the sporting DNA of the S 1000 XR and the multi-colour variant highlights the bike's touring qualities, Ocean Blue metallic matt gives the new S 1000 XR a distinctively refined appearance.

Optional equipment and Original BMW Motorrad Accessories for further individualisation.

The customary extensive BMW Motorrad program of optional equipment and motorcycle accessories are available for further customisation of the new S 1000 XR.

Options.

- **Touring Package:** Dynamic ESA, heated grips, case holder, preparation for navigation unit incl. multi-controller, centre stand, luggage bridge.
- **Dynamic Package:** Riding Modes Pro (Dynamic Traction Control DTC, ABS Pro, riding modes “Dynamic” and “Dynamic Pro”), Shift Assistant Pro, cruise control, LED turn indicators.
- Riding Modes Pro (ABS Pro, DTC and riding modes “Dynamic” and “Dynamic Pro”).
- Cruise control.
- Shift Assistant Pro.
- Dynamic ESA.
- Daytime running light.
- Heated grips.
- Centre stand.
- Case holder.
- Luggage bridge.
- Hand protector.
- Preparation for navigation unit, incl. multi-controller.
- Lowered suspension.
- Rider's seat, low.
- Alarm system (DWA).

Original BMW Motorrad Accessories.

HP Parts.

- HP rider footrest system incl. HP Carbon heel guard, adjustable ergonomics.
- HP passenger footrests.
- HP brake/clutch lever, milled.
- HP engine protectors, left/right.
- HP axle protectors.
- HP chain tensioner.
- HP Carbon wheel cover, front.
- HP Carbon wheel cover, rear.
- HP Carbon cockpit interior trim, left/right.
- HP Carbon fuel filler cap cover.

- HP Carbon pinion cover.
- HP Carbon number plate carrier cover.
- HP sports silencer.
- HP forged wheels.
- HP seat Sport, high (855 mm).
- HP seat Sport (840mm/1,894mm).
- HP pit carpet.

Storage program.

- Touring case.
- Topcase holder.
- Topcase, small (30 litres).
- Back pad for topcase, small.
- Topcase, large (50 litres).
- Back pad for topcase, large.
- Liners for case.
- Liners for topcase, small.
- Liners for topcase, large.
- Tank rucksack.
- Map compartment for tank rucksack.
- Softbag, small (30 – 35 litres).
- Softbag, large (50 – 55 litres).
- Luggage roll (50 litres).

Ergonomics and comfort.

- Windshield, tinted.
- Seat, low (820 mm).

Navigation and communication.

- BMW Motorrad Navigator V.

Safety.

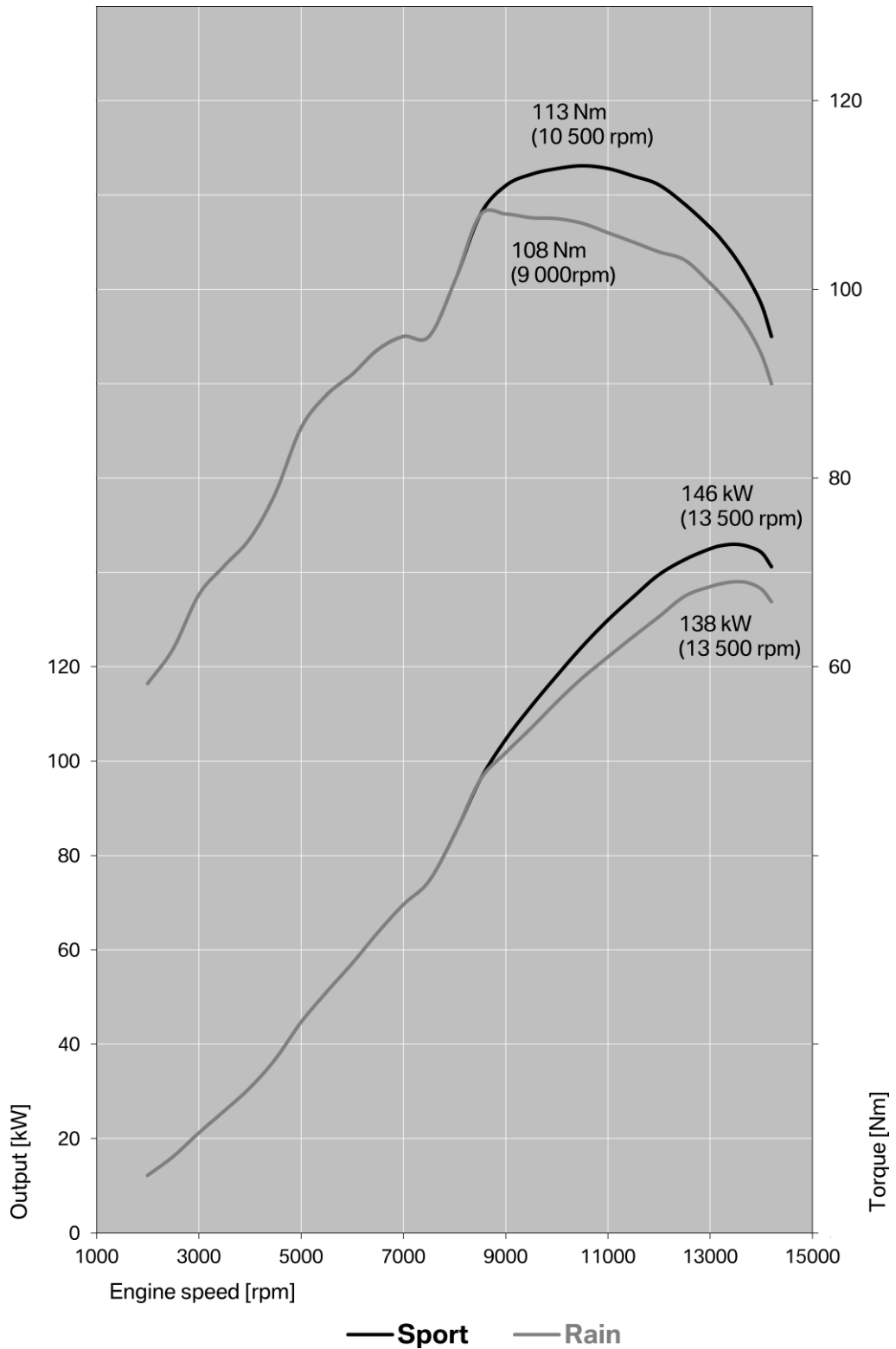
- Crash bar.
- Brake disc lock with integrated alarm system.
- BMW Motorrad warning triangle.
- First aid set, large.
- First aid set, small.

Maintenance and technology.

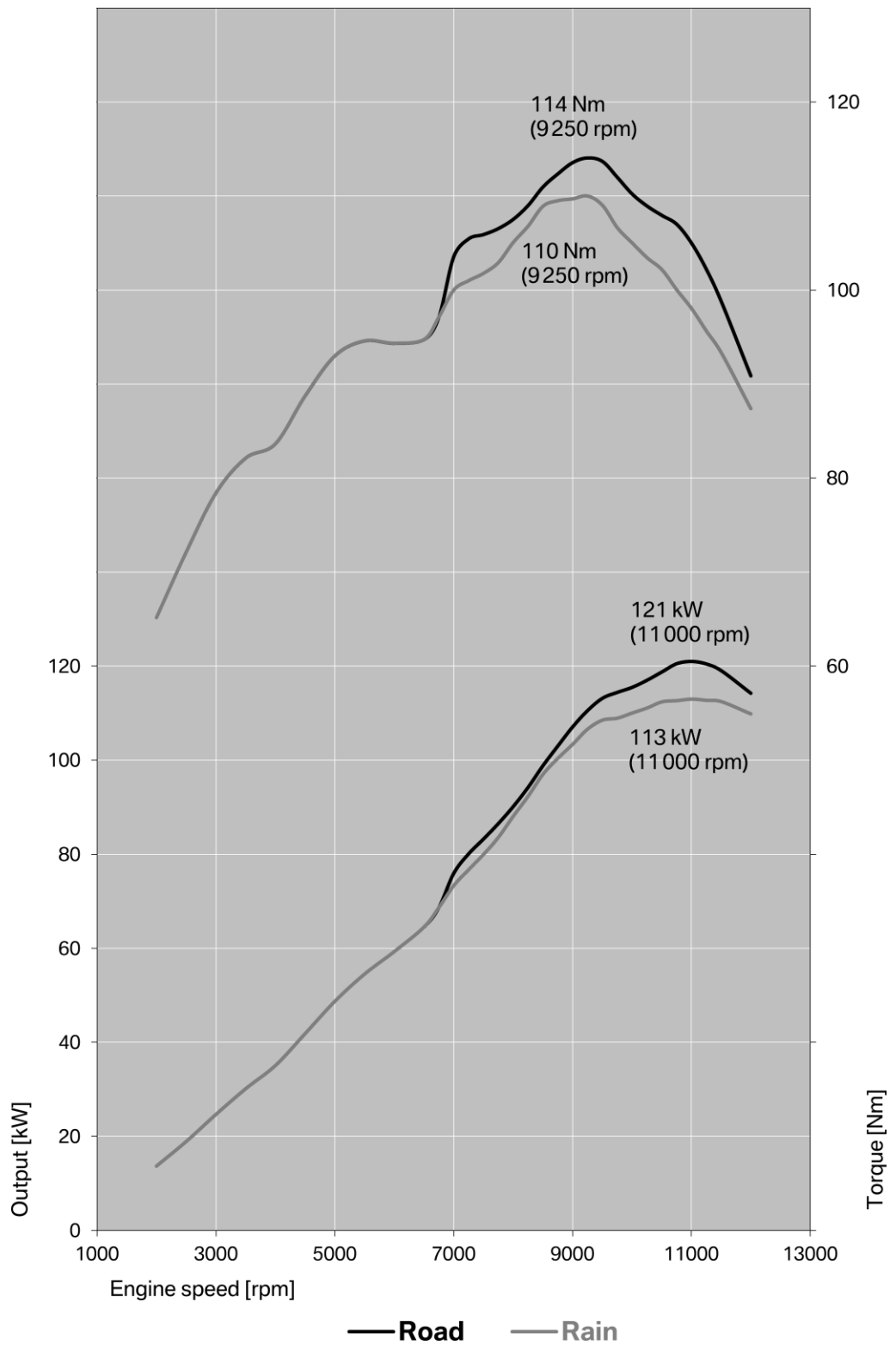
- Sport 2 lift stand, front/rear.
- Swinging arm adapter for Sport 2 lift stand.
- BMW Motorrad battery charger 230 V.
- BMW Motorrad battery charger 110 V.
- BMW Motorrad battery charger for UK.

- Multifunction tool.
- Mini foot pump.
- Repair set for tubeless tyres.
- Indoor motorcycle cover.
- Motorcycle cover.

5. Output and torque. BMW S 1000 RR.



BMW S 1000 R and S 1000 XR.



5. Technical specifications.



		S 1000 RR	S 1000 R	S 1000 XR
Engine				
Capacity	cc	999		
Bore/stroke	mm	80/49.7		
Output	kW/hp	146/199	121/165	121/165
at engine speed	rpm	13 500	11 000	11 000
Torque	Nm	113	114	114
at engine speed	rpm	10 500	9 250	9 250
Type	Water-cooled in-line 4-cylinder engine			
Compression; fuel		13.0:1 / at least premium unleaded (95 RON)	12.0:1 / at least premium unleaded (95 RON)	12.0:1 / at least premium unleaded (95 RON)
Valve control	DOHC (double overhead camshaft) Valve activation via individual rocker arms			
Valves per cylinder		4		
Ø intake/outlet	mm	33.5/27.2		
Ø throttle valve	mm	48		
Engine control	BMS-MP			
Emission control		Two closed-loop three-way catalytic converters	Two closed-loop three-way catalytic converters	Two closed-loop three-way catalytic converters
Homologation standard		EU4		
Electrical system				
Alternator	W	406	406	486
Battery	V/Ah	12/9, maintenance-free	12/9, maintenance-free	12/8, maintenance-free
Headlight	Low beam H7 12V 55W			
	High beam H7 12V 55W			
Rear light	LED brake light/rear light			
Starter	kW	0.8		
Power transmission - gearbox				
Clutch	Multi-plate anti-hopping wet clutch, mechanically activated			
Gearbox	Constant mesh 6-speed gearbox			
Primary ratio		1.652		
Gear transmission ratios	I	2.647		
	II	2.091		
	III	1.727		
	IV	1.500		
	V	1.360		
	VI	1.261		
Rear wheel drive	Chain			
Transmission ratio		2.647		
Suspension				
Frame construction type	Aluminium composite bridge frame, self-supporting engine			

		S 1000 RR	S 1000 R	S 1000 XR
Front wheel control		USD telescopic fork, fork tube diameter 46 mm, spring preload, compression and rebound stage adjustable, DDC optional	DDC optional	Dynamic ESA optional
Rear wheel control		Aluminium double-sided swinging arm with central spring strut, spring preload, adjustable compression and rebound stage, DDC optional	DDC optional	Dynamic ESA optional
Spring travel, front/rear		120/120	120/120	150/140
Wheel castor	mm	96.5	98.5	117
Wheelbase	mm	1 438	1 439	1548
Steering head angle	°	66.5	65.2	64.5
Brakes	front	Twin disc brake, floating, Ø 320 mm, radial 4-piston fixed calipers		
	rear	Single-disc brake, Ø 220 mm, single-piston floating caliper	Single-disc brake, Ø 220 mm, single-piston floating caliper	Single-disc brake, Ø 265 mm, 2-piston floating caliper
ABS		BMW Motorrad Race ABS (partial integral, disengageable), ABS Pro optional		
Traction control		DTC	BMW Motorrad ASC BMW Motorrad DTC optional	BMW Motorrad ASC BMW Motorrad DTC optional
Wheels		Die-cast aluminium		
	front	3.50 x 17"		
	rear	6.00 x 17"		
Tyres	front	120/70 ZR17		
	rear	190/55 ZR17		
Dimensions and weights				
Total length	mm	2 050	2 057	2 183
Total width with mirrors	mm	826	845	940
Seat height	mm	815	814	840 Lowered suspension 790 optional
DIN unladen weight, road ready, fully fuelled	kg	208	205	228
Permitted total weight	kg	407	407	444
Fuel tank capacity	l	17.5	17.5	20
Performance figures				
Fuel consumption (WMTC)	l/100km	6.7		
Acceleration	0-100 km/h	s	3.1	
Top speed	km/h	200		