

INFOGRAPHICS ON ELECTROMOBILITY. FEBRUARY 2020.

Publisher:
BMW Group
Corporate Communications
Electromobility

Last Update:
26 Feb. 2020

Contact:
presse@bmw.de



ELECTROMOBILITY IN GERMANY. SHARE IN NEW REGISTRATIONS BY BRAND.

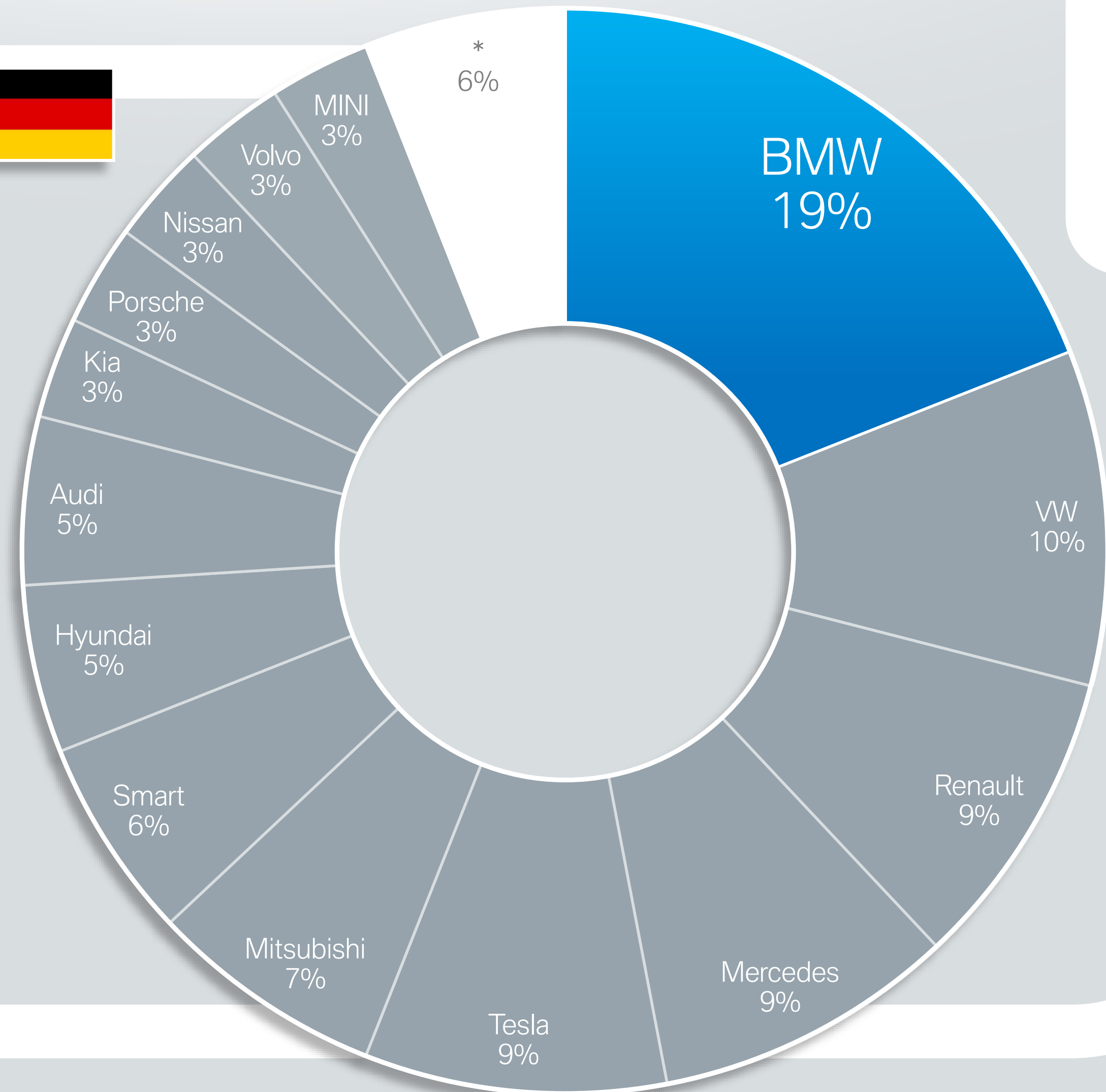
BMW Infographic

Data source:
IHS Markit New Registrations BEV+PHEV combined.
01/2019 – 01/2020, 02/2020 report.

Vehicle Type:
Passenger Cars.

Propulsion:
Electric, Electric w. REX, Electric w/o REX,
PHEV Diesel and PHEV Petrol.

Geography/Country coverage:
Germany.



* Others: Individual share < 2.5%.

ELECTROMOBILITY IN EUROPE. SHARE IN NEW REGISTRATIONS BY BRAND.

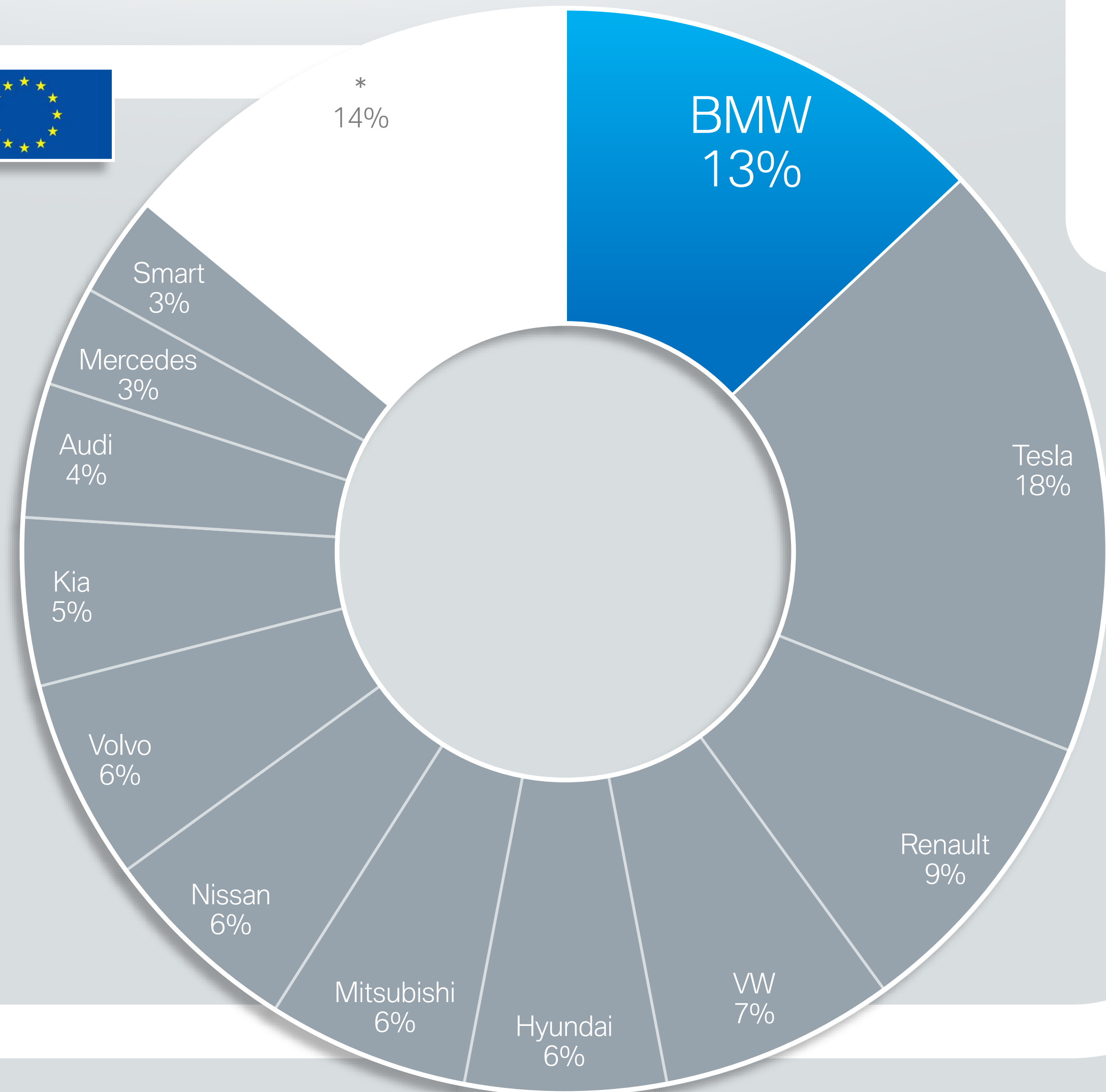
BMW Infographic

Data source:
IHS Markit New Registrations BEV+PHEV combined.
01/2019 – 01/2020, 02/2020 report.

Vehicle Type:
Passenger Cars.

Propulsion:
Electric, Electric w. REX, Electric w/o REX,
PHEV Diesel and PHEV Petrol.

Geography/Country coverage:
Austria, Belgium, Bulgaria, Croatia,
Czech Republic, Denmark, Estonia, Finland, France,
Germany, Greece, Hungary, Iceland, Ireland, Italy, Latvia,
Lithuania, Luxembourg, Malta, Netherlands, Norway,
Poland, Portugal, Romania, Slovakia, Slovenia, Spain,
Sweden, Switzerland, United Kingdom.



* Others: Individual share < 2.5%.

ELECTROMOBILITY GLOBALLY. SHARE IN NEW REGISTRATIONS BY BRAND.

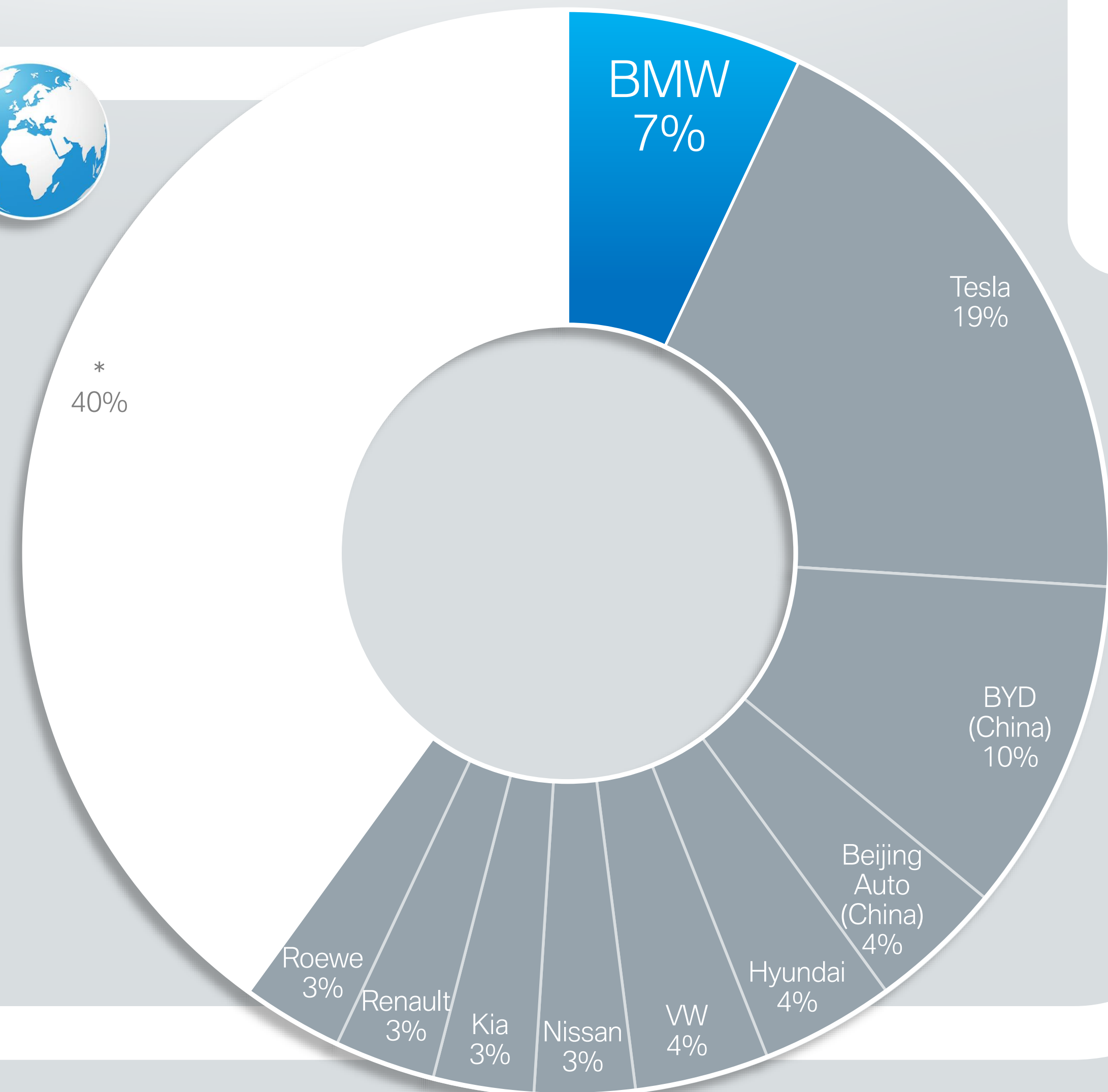
BMW Infographic

Data source:
IHS Markit New Registrations BEV+PHEV combined.
01/2019 – 01/2020, 02/2020 report.

Vehicle Type:
Passenger Cars.

Propulsion:
Electric, Electric w. REX, Electric w/o REX,
PHEV Diesel and PHEV Petrol.

Geography/Country coverage:
Argentina, Australia, Austria, Belgium, Brazil, Bulgaria,
Canada, Chile, China, Croatia, Czech Republic, Denmark,
Estonia, Finland, France, Germany, Greece, Hong Kong,
Hungary, Iceland, India, Indonesia, Ireland, Israel, Italy,
Japan, Latvia, Lithuania, Luxembourg, Malaysia, Malta,
Mexico, Netherlands, New Zealand, Norway, Philippines,
Poland, Portugal, Romania, Russia, Singapore, Slovakia,
Slovenia, South Africa, South Korea, Spain, Sweden,
Switzerland, Taiwan, Thailand, Turkey, United Kingdom,
USA, Venezuela.



* Others: Individual share < 2.5%.

BMW i3: #1 AS THE ONLY PREMIUM OFFER IN THE COMPACT - EV MARKET GLOBALLY.

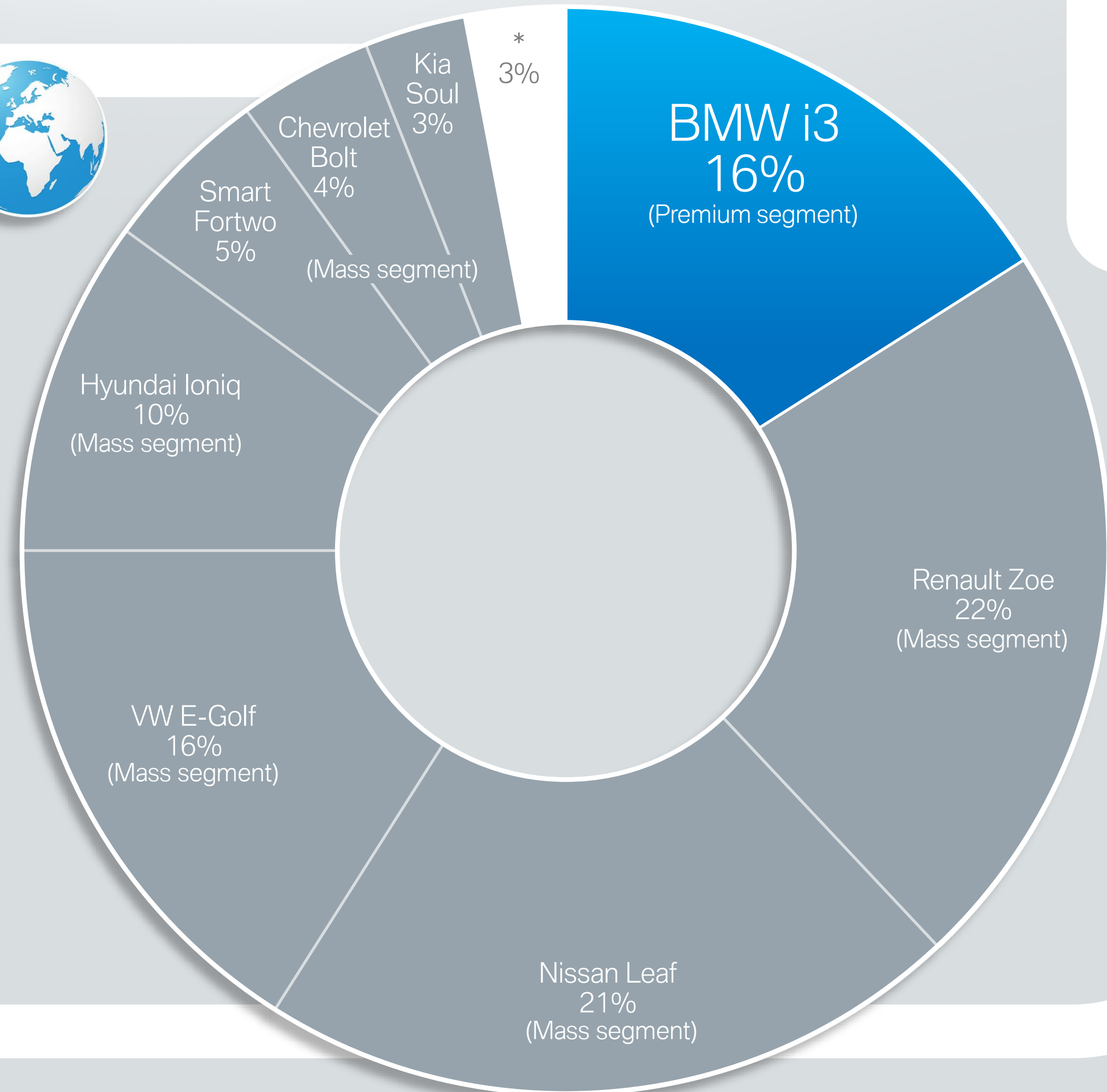
BMW Infographic

Data source:
IHS Markit global new vehicle registrations YTD 12/2019.
01/2019 – 01/2020, 02/2020 report.

Vehicle Type:
Passenger Cars.

Propulsion:
Electric, Electric w. REX, Electric w/o REX,
PHEV Diesel and PHEV Petrol.

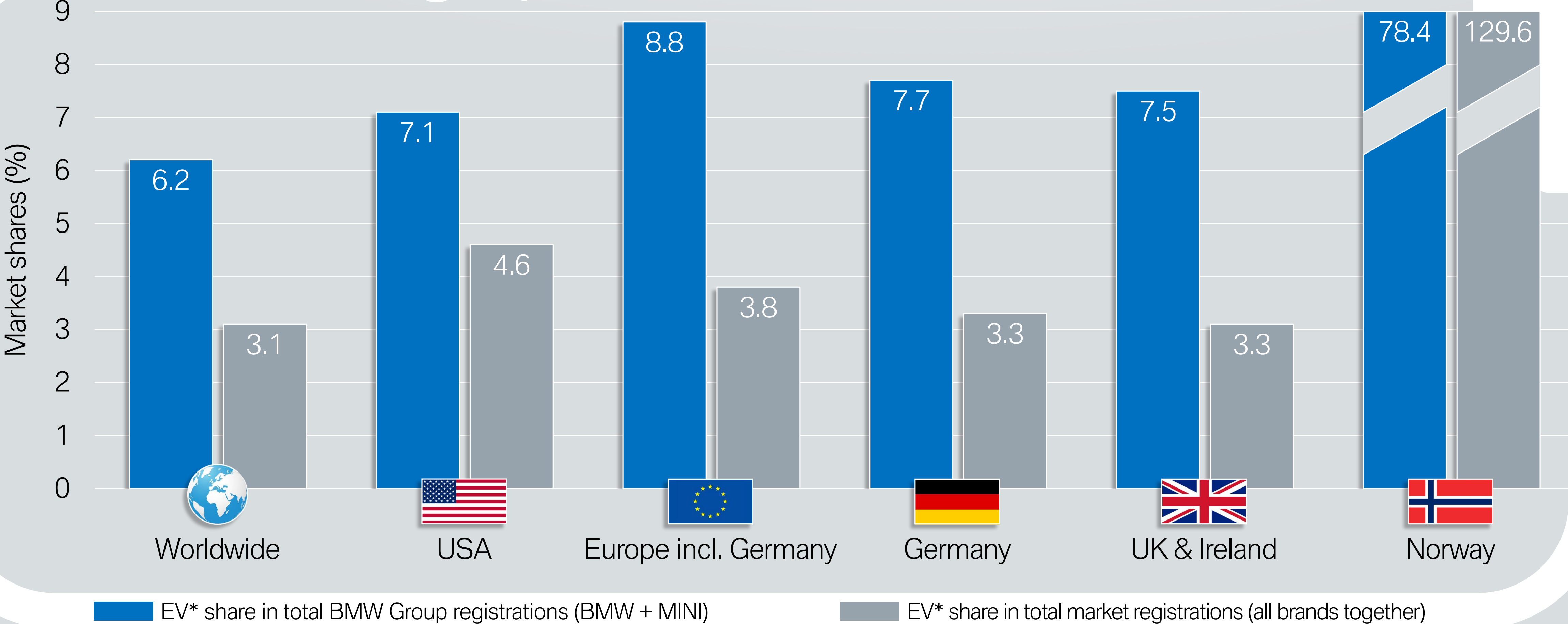
Geography/Country coverage:
Argentina, Australia, Austria, Belgium, Brazil, Bulgaria,
Canada, Chile, China, Croatia, Czech Republic, Denmark,
Estonia, Finland, France, Germany, Greece, Hong Kong,
Hungary, Iceland, India, Indonesia, Ireland, Israel, Italy,
Japan, Latvia, Lithuania, Luxembourg, Malaysia, Malta,
Mexico, Netherlands, New Zealand, Norway, Philippines,
Poland, Portugal, Romania, Russia, Singapore, Slovakia,
Slovenia, South Africa, South Korea, Spain, Sweden,
Switzerland, Taiwan, Thailand, Turkey, United Kingdom,
USA, Venezuela.



* Others: Individual share < 2.5%.

ELECTROMOBILITY BY COUNTRY. SHARE IN THE EV* SEGMENT. BMW VS. MARKET - AVERAGE.

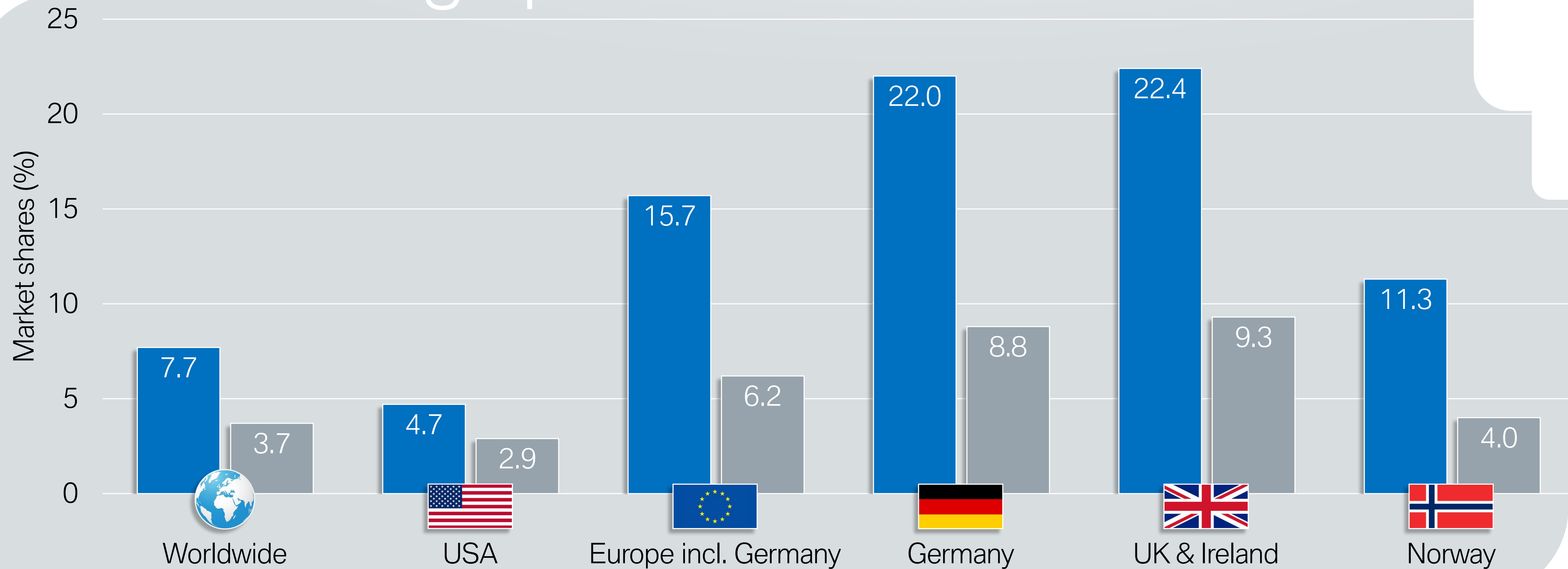
BMW Infographic



Data source: IHS Markit New Registrations 01/2019 – 01/2020, 02/2020 report. (For * see note in appendix).

ELECTROMOBILITY BY COUNTRY. SHARE IN NEW REGISTRATIONS. BMW EV* VS. BMW ICE**.

BMW Infographic



■ BMW Group share in EV* registrations (BMW + MINI)

■ BMW Group share in traditional** car market registrations

Data source: IHS Markit New Registrations 01/2019 – 01/2020, 02/2020 report. (For *, ** see note in appendix).

INFOGRAPHICS ON ELECTROMOBILITY.

FEBRUARY 2020.

Notes

* “EV” means:
Battery electric vehicles or Plug-In-Hybrid vehicles.
** “ICE” and “traditional” mean:
Internal combustion engine.

Data source:
IHS Markit New Registrations 01/2019 – 01/2020, 02/2020 report.
Latest available month varies per country.

Vehicle Type:
Passenger Cars.

Propulsion:
Electric, Electric w. REX, Electric w/o REX,
PHEV Diesel and PHEV Petrol.

Geography/Country coverage:
Argentina, Australia, Austria, Belgium, Brazil, Bulgaria, Canada, Chile, China, Croatia, Czech Republic, Denmark, Estonia, Finland, France, Germany, Greece, Hong Kong, Hungary, Iceland, India, Indonesia, Ireland, Israel, Italy, Japan, Latvia, Lithuania, Luxembourg, Malaysia, Malta, Mexico, Netherlands, New Zealand, Norway, Philippines, Poland, Portugal, Romania, Russia, Singapore, Slovakia, Slovenia, South Africa, South Korea, Spain, Sweden, Switzerland, Taiwan, Thailand, Turkey, United Kingdom, USA, Venezuela.

