

THE NEW MINI CONVERTIBLE. TABLE OF CONTENTS.



The new MINI Convertible.

Profile.	2
---------------	---

Always on the sunny side.

The new MINI Convertible.	7
--------------------------------	---

Technical specifications.	24
--------------------------------	----

Performance and torque diagrams.	36
---------------------------------------	----

Exterior dimensions.	42
---------------------------	----

THE NEW MINI CONVERTIBLE. PROFILE.



- New edition of the first and still the only premium convertible in the small car segment; change of generation in the model range of the tradition-steeped British brand is continued with the new MINI Convertible; open-top driving fun on four seats combined with optimised qualities in terms of sportiness, efficiency, comfort, functionality, safety, connectivity and quality of both materials and workmanship.
- Unmistakable exterior design; precise balance between top-class elegance and sporty flair; characteristic proportions with powerfully sculpted surfaces and a dynamically elongated silhouette; up-to-date interpretation of classic MINI design features: circular headlamps and rear lights with chrome surrounds, hexagonal radiator grille, black peripheral body surround, side turn indicator elements; large selection of body finishes including the variant Caribbean Aqua metallic presented here for the first time.
- High-quality textile soft top with fully automatic opening and closing mechanism as well as sliding roof function; new drive, fully electric and therefore very quiet for the first time; also available as MINI Yours soft top with unique woven Union Jack graphic; opening and closing of the soft top and side windows in 18 seconds, also possible during travel at speeds of up to 30 km/h; invisibly integrated rollover protection which extends automatically when required as a convertible-specific component of the integrated MINI safety concept.
- Increased dimensions of the new MINI Convertible as compared to predecessor model by 98 millimetres in length, 44 millimetres in width and 1 millimetre in height; longer wheelbase (+ 28 millimetres); larger track width (+ 42 millimetres at the front, + 34 millimetres at the rear); optimised space comfort on all four seats; new front seats with larger adjustment range; more comfortable entry and longer seat surface for rear passengers; also more clearly emphasised single-seat character with optimised lateral support at the rear; luggage volume expanded by approx. 25 per cent to 215 litres with closed top and 160 litres with open top; standard trim includes rear backrest with split fold, enlarged through-loading facility and Easy Load function.
- Characteristic interior design with horizontally structured cockpit, circular or elliptical contours for displays, air vents and door trim elements as well as high-quality colour and material combinations; display and operating concept including instrument panel on the steering column, central instrument with new functions, optional LED lighting display and red start/stop button at the centre of the toggle switch bar in the lower section of the centre console.
- Market launch of the new MINI Convertible with five engine variants (combined fuel consumption; 6.0 – 3.8 l/100 km; combined CO₂emissions: 139 – 100 g/km); new

engine generation with MINI TwinPower Turbo Technology; 3-cylinder petrol engines with 75 kW/102 hp in the MINI One Convertible and 100 kW/136 hp in the MINI Cooper Convertible, 4-cylinder petrol engine with 141 kW/192 hp in the MINI Cooper S Convertible, 3-cylinder diesel engine with 85 kW/116 hp in the MINI Cooper D Convertible, 4-cylinder diesel engine with 125 kW/170 hp in the MINI Cooper SD Convertible.

- At the same time this is also the starting signal for the new MINI John Cooper Works Convertible; top athlete in the segment of open-top small cars with thrilling performance qualities and extrovert charisma; distinctive drive and suspension technology developed based on well-established motor racing expertise and body design for optimised cooling air intake and aerodynamic values; the most powerful engine in the MINI portfolio with four cylinders and a capacity of 2.0 litres, a peak output of 170 kW/231 hp and a maximum torque of 320 Newton metres; acceleration from zero to 100 km/h in 6.6 seconds (6.5 seconds with Steptronic transmission) and from 80 to 120 km/h in 6.1 seconds; combined fuel consumption: 6.5 l/100 km (5.9 l/100 km), combined CO₂ emissions: 152 g/km (138 g/km).
- Power transmission to the front wheels; 6-speed transmission as standard; 6-speed Steptronic transmission as standard in the MINI Cooper SD Convertible and as an option for all other engine variants except for the MINI One Convertible; 6-speed Steptronic sports transmission with shift paddles at the steering wheel available as additional option for the MINI Cooper S Convertible and MINI Cooper SD Convertible and as a sole option for the MINI John Cooper Works Convertible; extensive range of MINIMALISM technology as standard; optional MINI Driving Modes including GREEN mode for a pronounced sporty style or efficiency-optimised driving (as standard in the MINI John Cooper Works Convertible).
- Typical MINI go-kart feeling due to suspension technology with model-specific set-up combined with wide track and long wheelbase; single-joint strut front axle and multilink rear axle with increased stiffness and reduced weight; speed-related Servotronic steering support and Dynamic Stability Control (DSC) including Dynamic Traction Control (DTC) and Electronic Differential Lock Control (EDLC) as standard; MINI Cooper S Convertible and MINI Cooper SD Convertible additionally with Performance Control; optionally available: Dynamic Damper Control, sports suspension; equipped as standard with 15-inch steel wheels (MINI One Convertible) or 15-inch light alloy wheels (MINI Cooper Convertible, MINI Cooper D Convertible) and 16-inch light alloy wheels (MINI Cooper S Convertible, MINI Cooper SD Convertible); light alloy wheels up to 18 inches as an option.
- New MINI John Cooper Works Convertible with its own suspension technology harmonised perfectly with the vehicle concept and engine performance characteristics; Brembo sports brake system, 17-inch John Cooper Works light alloy wheels Track Spoke silver, Servotronic and Dynamic Stability Control (DSC) including EDLC and Performance Control as standard.

- Highly rigid body structure with model-specific bracing elements for an agile driving response with maximum occupant protection; complete set of standard safety features with front airbags, head-thorax airbags integrated in the backrests, 3-point automatic belts on all seats, ISOFIX child seat mountings for the passenger seat and at the rear, tyre pressure display and partially active engine compartment lid for optimum pedestrian protection; needs-based control of the restraint systems and rollover protection by means of centralised safety electronics.
- High-quality standard features including automatic soft top activation, central locking, Radio MINI Boost with USB and AUX-IN socket, Park Distance Control and air conditioning; customisation with a large selection of exterior mirror graphics, bonnet stripes, seat upholsteries, interior surfaces and Colour Lines as well as MINI Yours and John Cooper Works features.
- Innovative features available for the MINI Convertible for the first time: LED headlamps with LED daytime driving light and LED rear lights; adaptive light distribution and LED turning light; LED fog lamp; lighting package with LED interior and ambient lighting; MINI Head-Up Display, Parking Assistant, Driving Assistant with camera-based active cruise control, collision and pedestrian warning with initial brake function, high beam assistant and road sign detection; rear view camera; Intelligent Emergency Call.
- New MINI John Cooper Works Convertible with model-specific design and equipment features, especially large cooling air inlets in the front apron; distinctively designed side sills and rear apron; radiator grille, side scuttles and tailgate with John Cooper Works logo; LED headlamps and sports exhaust system with highly emotional sound delivery as standard; body finish optionally available in the variant Rebel Green, reserved exclusively for John Cooper Works models; standard interior fittings including John Cooper Works sports seats in Dinamica/fabric Carbon Black finish with integrated headrests, John Cooper Works door sill cover strips, John Cooper Works leather steering wheel with multifunction buttons, John Cooper Works gear or selector lever; cockpit displays and central instrument surround in model-specific design, pedals and driver footrest in stainless steel; optional MINI Head-Up-Display with display content specific to John Cooper Works.
- Additional options to enhance driving fun, comfort and individual style include 2-zone automatic air conditioning with convertible mode, seat heating, Comfort Access, Always Open Timer with new display content, new wind deflector with reduced weight and simplified mounting, rain sensor with automatic driving lights control, MINI Excitement Package including MINI logo projection from the exterior mirror onto the area in front of the door on the driver's side, heatable windscreen, heatable and folding exterior mirrors, interior and exterior mirrors with automatic dip function, Radio MINI Visual Boost, MINI navigation system and Wired equipment package including navigation system Professional with MINI Touch Controller and Bluetooth mobile phone preparation.

- Complete MINI Connected in-car infotainment program; constantly updated selection of apps for integration in the car via smartphone; exclusive MINI functions such as MINI Streetwise, online search, Sports Instruments and Force Meter; MINI Connected XL Journey Mate with real time traffic radar and rain warning function; online-based services for the use of social networks as well as entertainment offers such as Spotify, AUPEO!, Stitcher, Deezer, Audible, Napster/Rhapsody, TuneIn and GoPro.
- Engine variants:

MINI Cooper S Convertible: 4-cylinder petrol engine with MINI TwinPower Turbo Technology (turbo charging, direct injection, fully variable valve control, variable camshaft control),

capacity: 1 998 cc, output: 141 kW/192 hp at 5 000 - 6 500 rpm, max. torque: 280 Nm at 1 250 – 4 000 rpm (300 Nm with overboost),

acceleration (0–100 km/h): 7.2 seconds (automatic: 7.1 seconds),

top speed: 230 km/h (228 km/h),

average fuel consumption*: 6.1 – 6.0 litres (5.8 – 5.6 litres)/100 kilometres,

CO₂ emissions*: 142 – 139 g/km (134 – 131 g/km), exhaust emission standard: EU6.

MINI Cooper Convertible: 3-cylinder petrol engine with MINI TwinPower Turbo Technology (turbo charging, direct injection, fully variable valve control, variable camshaft control),

capacity: 1 499 cc, output: 100 kW/136 hp at 4 400 rpm,

max. torque: 220 Nm at 1 250 rpm (230 Nm with overboost),

acceleration (0–100 km/h): 8.8 seconds (automatic: 8.7 seconds),

top speed: 208 km/h (206 km/h),

average fuel consumption*: 5.1 – 4.9 litres (5.3 – 5.1 litres)/100 kilometres,

CO₂ emissions*: 118 – 114 g/km (123 – 119 g/km), exhaust emission standard: EU6.

MINI One Convertible: 3-cylinder petrol engine with MINI TwinPower Turbo Technology (turbo charging, direct injection, variable camshaft control),

capacity: 1 198 cc, output: 75 kW/102 hp at 4 000 - 6 000 rpm, max. torque: 180 Nm at 1 400 – 3 900 rpm,

acceleration (0–100 km/h): 10.6 seconds,

top speed: 190 km/h,

average fuel consumption*: 5.2 – 5.0 litres/100 kilometres,

CO₂ emissions*: 120 - 116 g/km, exhaust emission standard: EU6.

MINI Cooper SD Convertible: 4-cylinder diesel engine with MINI TwinPower Turbo Technology (turbocharger with variable turbine geometry, common rail direct injection),
capacity: 1 995 cc, output: 125 kW/170 hp at 4 000 rpm,
max. torque: 360 Nm at 1 500 – 2 750 rpm,
acceleration (0–100 km/h): 7.7 seconds,
top speed: 218 km/h,
average fuel consumption*: 4.4 – 4.3 litres/100 kilometres,
CO₂ emissions*: 116 – 113 g/km, exhaust emission standard: EU6.

MINI Cooper D Convertible: 3-cylinder diesel engine with MINI TwinPower Turbo Technology (turbocharger with variable turbine geometry, common rail direct injection),
capacity: 1 496 cc, output: 85 kW/116 hp at 4 000 rpm,
max. torque: 270 Nm at 1 750 – 2 250 rpm,
acceleration (0–100 km/h): 9.9 seconds (automatic: 9.9 seconds),
top speed: 195 km/h (195 km/h),
average fuel consumption*: 4.0 – 3.8 litres (4.1 – 3.9 litres)/100 kilometres,
CO₂ emissions*: 105 – 100 g/km (109 – 104 g/km), exhaust emission standard: EU6.

MINI John Cooper Works Convertible: 4-cylinder petrol engine with MINI TwinPower Turbo Technology (turbo charging, direct injection, fully variable valve control, variable camshaft control),
capacity: 1 998 cc, output: 170 kW/231 hp at 5 200 - 6 000 rpm, max. torque: 320 Nm at 1 250 – 4 800 rpm,
acceleration (0–100 km/h): 6.6 seconds (automatic: 6.5 seconds),
top speed: 242 km/h (240 km/h),
average fuel consumption*: 6.5 (5.9 litres)/100 kilometres,
CO₂ emissions*: 152 g/km (138 g/km), exhaust emission standard: EU6.

* EU test cycle figures, fuel consumption dependent on the selected tyre format.

- Exterior dimensions:
Length: 3 821 millimetres
(MINI Cooper S Convertible, MINI Cooper SD Convertible: 3 850 millimetres,
MINI John Cooper Works Convertible: 3 874 millimetres)
Width: 1 727 millimetres
Height: 1 415 millimetres
Wheelbase: 2 495 millimetres

ALWAYS ON THE SUNNY SIDE: THE NEW MINI CONVERTIBLE.



The latest MINI generation will now also delight fresh air enthusiasts among fans of the tradition-steeped British brand. It takes just 18 seconds to combine the further enhanced driving fun of a MINI with an intensive open-air feeling. For this purpose, the new MINI Convertible is fitted for the first time with a fully automatic, fully electrically powered and therefore particularly quiet soft top operation system as well as a rollover protection that is now fully integrated. Meanwhile the new generation of engines, suspension technology that is matched specifically to the model and a highly torsionally stiff body structure ensure a significant increase in both sporty flair and characteristic brand agility. In addition, the new MINI Convertible reflects noticeable progress in the areas of ride comfort, space and functionality as well as material and workmanship quality, not to mention a large selection of innovative driver assistance systems. The car's evolutionary design advancements strike a harmonious balance between elegance and sporty flair, expressing a distinctive character in both the exterior and interior that has matured markedly as compared to the predecessor model.

Alongside the latest generation of the MINI Convertible available in five engine variants, the new edition of the open-top John Cooper Works model now lines up for the start, too. The new MINI John Cooper Works Convertible provides an extremely sporty form of open-air enjoyment, featuring engine and suspension technology that are optimised for race track use as well as distinctive design and equipment features.

The new edition of the first and still the only convertible in the premium small car segment embodies the most exclusive and emotionally intensive way of savouring authentic MINI driving fun. The upright windscreen of the new MINI Convertible guarantees a refreshing open-top driving experience on all four seats. The fully automatic soft top can be activated spontaneously at the press of a button. It can even be opened and closed during travel at speeds of up to 30 km/h, while the sliding roof function is available at any speed. There is the option of a MINI Yours soft top featuring an innovative woven Union Jack graphic, available for a convertible for the first time. Other optional extras include the Always Open Timer with additional new display content, the option MINI Connected XL including rain warning function, the 2-zone automatic air conditioning with convertible mode and a wind deflector with reduced weight and optimised handling.

Three petrol engines and two diesel power units with MINI TwinPower Turbo Technology are available at the market launch of the new MINI Convertible (combined fuel consumption: 6.0 – 3.8 l/100 km; combined CO₂ emissions: 139 - 100 g/km). In addition there is the extremely powerful 4-cylinder petrol engine of the new MINI John Cooper Works Convertible (combined fuel consumption; 6.5 l/100 km; combined CO₂ emissions: 152 g/km). With a peak output of

170 kW/231 hp it is the most powerful engine in the MINI portfolio. The MINI Cooper S Convertible is powered by a 4-cylinder petrol engine with an output of 141 kW/192 hp. The 3-cylinder petrol engines of the MINI Cooper Convertible and the MINI One Convertible deliver an output of 100 kW/136 hp and 75 kW/102 hp respectively. In the MINI Cooper SD Convertible there is a 125 kW/170 hp 4-cylinder diesel engine, while MINI Cooper D Convertible is powered by an 85 kW/116 hp 3-cylinder diesel engine. Both the standard 6-speed manual transmissions and the optionally available 6-speed Steptronic transmissions (standard in the MINI Cooper SD Convertible) have been newly developed for the latest MINI generation.

The MINI Driving Modes - a standard feature of the new MINI John Cooper Works Convertible and optional for all other models - enable an individualised vehicle set-up focusing on either ride comfort, sportiness or efficiency in the new MINI Convertible, according to preference. Another optional feature is Dynamic Damper Control. The MINI John Cooper Works Convertible provides more intense thrills than ever with its superior driving performance figures and handling properties that remain supremely controllable even when moving in very sporty style. These characteristics result from a precisely configured overall package comprising not just the powerful engine but also a sports exhaust system with highly emotional sound delivery, the sports suspension including 17-inch John Cooper Works light alloy wheels, a sports brake system developed in collaboration with specialist manufacturer Brembo, the John Cooper Works Aerodynamics Kit and the distinct cockpit design featuring John Cooper Works sport seats.

The exterior dimensions of the new MINI Convertible have increased as compared to the predecessor model as follows: 98 millimetres in length to 3 821 millimetres (MINI Cooper S Convertible and MINI Cooper SD Convertible: 3 850 millimetres, MINI John Cooper Works Convertible: 3 874 millimetres), 44 millimetres in width to 1 727 millimetres and 1 millimetre in height to 1 415 millimetres. The wheelbase has been extended by 28 millimetres to 2 495 millimetres, while the track width has been enlarged at the front by 42 millimetres and at the rear by 34 millimetres to a total of 1 501 millimetres in each case (MINI Cooper S Convertible, MINI Cooper SD Convertible and MINI John Cooper Works Convertible: 1 485 millimetres). The new dimensions preserve the model's typical proportions while ensuring that occupants on all four seats benefit from a noticeable increase in freedom of movement. The luggage compartment volume of the new MINI Convertible is also significantly larger than in the previous model. What is more, stowage of larger luggage items is facilitated by the Easy Load function, which allows the soft top frame to be raised when the roof is closed, and also a wide through-loading facility.

There are numerous innovative driver assistance systems available for the new MINI Convertible. Park Distance Control with sensors at the rear of the car comes as standard. The range of options developed for the new MINI generation includes the MINI Head-Up Display, the Driving Assistant system including camera-based active cruise control, collision and pedestrian warning with initial brake function, high beam assistant, road sign detection, Parking Assistant and rear view camera.

In addition, the program of special equipment includes LED headlamps, LED fog lamps and the MINI Excitement Package, which comprises LED interior and ambient lighting as well as a projection of the MINI logo onto the ground from the exterior mirror on the driver's side when the car is opened. The range is rounded off with exclusive MINI Yours and John Cooper Works equipment features.

The MINI Connected in-car infotainment program is more varied than ever. The new MINI Convertible can be equipped with a SIM card which is permanently fitted in the car. This means that Intelligent Emergency Call with automatic detection of vehicle location and accident severity is available, as well as MINI TeleServices. The MINI Connected XL Journey Mate provides an innovative form of travel planning and support. Other functions from the areas of infotainment and social media can be integrated in the car via smartphone by means of apps and then used intuitively, conveniently and safely with the MINI operating system. For example, the current version of the MINI Connected App offers enhanced driving fun and optimised comfort with the functions Streetwise, online search, Sports Instruments and Force Meter.

Exterior design: sporty, elegant, high-quality - the product of a progressive evolution.

The exterior design authentically expresses the additional driving fun, technological advancement and refined premium characteristics associated with the change of generation in the MINI Convertible. The new edition of the open-top 4-seater is the outcome of a progressive evolution and reflects a distinct character. Lines and surface design in typical MINI styling guarantee an unmistakable high-quality appearance, whether the soft top is open or closed. The characteristic balance between sporty flair and elegance that is characteristic of the MINI Convertible is emphasised by the elongated silhouette, the chrome band that runs horizontally along the shoulder line, the short overhangs and expressively modelled surfaces. The new MINI Convertible also exhibits traditional design features that have been further refined for the latest model generation. Large circular headlamps with chrome rings, the hexagonal radiator grille, the side turn indicator surrounds known as side scuttles and the black periphery around the bottom edge of the body all clearly signal the model's kinship with the British premium brand.

The hexagonal contour of the radiator grille is emphasised by the chrome frame typical of the brand and also takes in the bumper trim below, which acts as a number plate carrier. In conjunction with the optional Chrome Line exterior, the lower air inlet also features a chrome surround. In the models MINI One Convertible, MINI Cooper Convertible and MINI Cooper D Convertible, the ribs of the radiator grille are finished in high-gloss black. The sporty appearance of the MINI Cooper S Convertible and the MINI Cooper SD Convertible is highlighted by means of an additional opening in the engine compartment lid and brake air ducts in the lower air inlet. In addition, the chrome rib of the radiator grille bears an "S" logo in red that is echoed in the side scuttle elements.

The front section of the new MINI John Cooper Works Convertible comprises strikingly large air inlets that reflect the high cooling requirements of the engine, its ancillary units and the brakes. The cooling concept of the new MINI John Cooper Works Convertible also comprises additional air inlets in the outer areas of the front apron so as to ensure the ideal operating temperature is maintained in race track conditions, too. Taking up the space occupied by the parking lights and fog lamps in the new MINI Convertible, these guarantee the supply of air to an additional external radiator. The hexagonal radiator grille at the centre of the front section has a characteristic honeycomb pattern and a cross member at the bottom edge finished in red. The John Cooper Works logo also appears here, as well as on the luggage compartment lid.

The hallmark brand proportions of the new MINI Convertible are clearly conveyed when the model is viewed from the side. After opening, the soft top is folded compactly behind the rear seats. This produces the classic convertible effect of an elegantly elongated silhouette. At the same time, the sporty driving properties and solid body structure of the new MINI Convertible are suggested by the powerfully modelled surface in the area of the wheel arches and doors as well as a side line that rises slightly towards the rear.

Sporty elegance is also conveyed by the rear of the new MINI Convertible. The large, vertically oriented rear lights are positioned far to the outside and feature chrome surrounds. These together with the robust tailgate handle strip above the number plate carrier, the strikingly shaped bumper and the widening of the body towards the bottom define the typical brand-style appearance of the rear view. From this perspective, the new MINI Cooper S Convertible and the new MINI Cooper SD Convertible can be identified by two centrally positioned exhaust tailpipes and a model-specific rear apron complete with diffuser. An opening surrounded by painted surfaces echoes the structure of the front apron with its black honeycomb grille and the externally arranged units for the rear fog light and reflectors. The other engine variants have a closed rear apron and a centrally positioned rear fog light.

In the new MINI John Cooper Works Convertible, precisely shaped air ducting elements in the lower section of the front apron help optimise the car's aerodynamic properties, as do the side sills in model-specific design and the rear apron with flaps and a diffuser element. Other exclusive exterior features include the distinctively designed side scuttles integrated centrally in the rear apron, which can be identified by their particularly large cross-section.

In the new generation of the MINI Convertible, the tailgate once again opens downwards and can support a weight of up to 80 kilograms as a surface on which to place luggage items. When the soft top is closed, the luggage compartment opening can be expanded by means of the Easy Load function, which comes as standard. Two locking handles enable the soft top frame to be swung higher up than in the predecessor model so as to facilitate stowage of large-format luggage items. The luggage compartment volume of the new MINI Convertible is 160 litres with the soft top open and 215 litres when it is closed.

This is approximately 25 per cent more than in the predecessor model in each case. Thanks to the standard 50 : 50 split and folding rear backrest as well as a through-loading facility which has been widened by 8 millimetres to 734 millimetres, it is simple to securely accommodate skiing equipment, snowboards and other bulky transport items required for leisure and everyday activities. What is more, optimised sound insulation for the tailgate and soft top compartment enhances acoustic comfort when travelling with the roof open and closed.

Fully automatic textile soft top with low-noise electric drive, sliding roof function and unique MINI Yours design variant.

Traditionally, a textile soft top protects MINI Convertible occupants from the wind and weather. The soft top developed for the new edition of the open-top 4-seater features optimised trim for the convertible top linkage, a particularly high-quality liner and a heatable rear window. It offers unlimited suitability for all-year-round use as well as further optimised acoustic insulation. For the first time, soft top operation in the new MINI Convertible is by means of electric power only and therefore especially quiet.

For spontaneous open-air pleasure and a quick reaction to sudden changes in the weather, the soft top can even be fully automatically opened and closed during travel at speeds of up to 30 km/h. The two operations are activated by means of a toggle switch on the front roof frame. When the vehicle is stationary, the soft top can also be operated by means of a button on the remote key. Within the space of 18 seconds, first the window bars and side windows are lowered and then the soft top is retracted. Closing of the soft top is carried out in the reverse order and takes the same amount of time. An additional convertible-specific button is provided in the control box located in the door trim on the driver's side for simultaneous opening or closing of the four side windows.

The soft top of the new MINI Convertible also offers a sliding roof function which allows the front section of the top to be retracted to continuously variable levels by up to 40 centimetres. Controlled fresh air supply is also activated by means of a toggle switch on the roof frame and can be used at all speeds.

As an alternative to the standard version of the soft top in black, a MINI Yours soft top is available for the first time as a special equipment feature comprising an integrated woven graphic - an innovative and unique way to individualise the new MINI Convertible. As a reference to the British home of the brand and based on the relevant MINI roof graphic, the textile surface features a black and grey Union Jack motif in a high-end herringbone pattern. Another option is a newly developed wind deflector which is particularly simple to use and offers reduced weight. The wind deflector can easily be locked into position behind the driver and front passenger seats so to provide protection from unwanted air turbulence during open-top driving, while after use it can be folded down very compactly and stowed in the luggage compartment.

The selection of paint finishes has also been expanded to include a new offer. For the first time, the variant Caribbean Aqua metallic is now available for the new MINI Convertible. In addition to this there are nine other metallic and four non-metallic paint finishes to choose from. What is more, the variant Rebel Green offered exclusively for the top athletes of the model range is available for the MINI John Cooper Works Convertible. All body finishes can be combined with the standard variant of the soft top and with the MINI Yours soft top. Other customisation options include exterior mirror caps and bonnet stripes in various colours and graphics as well as the Chrome Line exterior.

Interior: high-quality design for an exclusive driving experience.

When driving with an open top in the new MINI Convertible, all occupants can be sure of a place on the sunny side. Intense open-air pleasure is ensured by the upright windscreen and the elongated shoulder line. In addition, the interior of the new MINI Convertible features a design that is both high-end and harmonious, as well as offering premium material and workmanship quality along with significantly increased space comfort as compared to the predecessor model.

The extended adjustment range of the front seats ensures convenient entry and exit for rear passengers. Expanded seat surfaces and increased headroom also contribute to optimised space comfort in the second row. The single-seat character of the two rear seats results in optimised lateral support. Knee space has also been expanded by 36 millimetres.

At both front and rear there are cupholders and storage spaces for drinks and travel utensils. Bottles of up to 1.5 litres fit in the door pockets. A storage package is available as an optional equipment item which comprises storage nets for the luggage compartment and passenger footwell as well as a 12-volt socket in the luggage compartment.

The matured character of the open-top 4-seater is also reflected in precise design details. For example the belt feeds on the front and rear seats are designed in the same style, with the holders at the rear also acting as a cover for the rollover protection, now invisibly integrated. The sun visors, A-column covers, aerial base and roof frame control panel surround are all elegant and discreet in style. In conjunction with the design features conceived for the new MINI generation - cockpit, display and control elements as well as door trim - this creates a modern and exclusive ambience.

As an alternative to the standard type and in addition to the sport seats (standard in the MINI Cooper S Convertible and the MINI Cooper SD Convertible), seats are also available in the MINI tube design as well as in the new Chester variant with a leather surface in the colour Malt Brown. For an interior design geared precisely towards personal style, there is also a broad selection of upholstery colours, interior surfaces, cockpit fascia frames, Colour Lines and other features including Chrome Line for the interior, three variants of the MINI Yours interior style and the lighting package.

The interior trim of the new MINI John Cooper Works Convertible is defined by a characteristic sports car ambience which further enhances the intense experience of the car's performance. The standard trim includes the new John Cooper Works sports seats with integrated headrests and upholstery in Dinamica/fabric and the colour Carbon Black. The new seats are also optionally available in a Dinamica/Carbon Black leather version with red applications. Other standard fittings on board include the newly designed John Cooper Works leather steering wheel with multifunction buttons and the John Cooper Works door sill cover strips, the John Cooper Works gear or selector lever, stainless steel pedals including driver footrest and cockpit displays with dark dials. Interior trim in Black Chequered with red design accentuations not just on the seat surfaces but also on the steering wheel rim, the gear or selector lever and the central instrument surround all help underscore the car's sporty and exclusive flair.

3 and 4-cylinder engines with MINI TwinPower Turbo Technology.

The latest generation of 3 and 4-cylinder engines with MINI TwinPower Technology ensures increased driving fun and optimised efficiency in the new MINI Convertible. All petrol engines have turbocharging, petrol direct injection with centrally located injectors and variable camshaft control on the intake and exhaust side (double VANOS). In the power units of the models MINI Cooper Convertible and MINI Cooper S Convertible, spontaneous response and efficiency are further optimised by fully variable valve control in the form of VALVETRONIC as patented by the BMW Group. The 2.0-litre power unit of the new MINI Cooper S Convertible mobilises a peak output of 141 kW/192 hp and a maximum torque of 280 Newton metres that goes on stream at just 1 250 rpm and can be briefly increased to 300 Newton metres by means of the overboost function. The spontaneous power delivery of the engine allows acceleration from zero to 100 km/h in 7.2 seconds (automatic: 7.1 seconds). The top speed of the new MINI Cooper S Convertible is 230 km/h (228 km/h). This sporty temperament is combined with an average fuel consumption of 6.1 to 6.0 litres (5.8 to 5.6 litres) per 100 kilometres and a CO₂ emissions level of 142 to 139 grams per kilometre (134 to 131 g/km; EU test cycle figures, dependent on tyre format selected).

The new MINI Cooper Convertible demonstrates exciting performance figures thanks to a 3-cylinder petrol engine that mobilises a peak output of 100 kW/136 hp from a capacity of 1.5 litres as well as a maximum torque of 220 Newton metres that goes on stream at 1 250 rpm (230 Nm with overboost). The sprint from standing to 100 km/h takes 8.8 seconds (automatic: 8.7 seconds), while the top speed is 208 km/h (206 km/h). The average fuel consumption of the new MINI Cooper Convertible is between 5.1 and 4.9 litres (5.3 to 5.1 litres) per 100 kilometres, while its level of CO₂ emissions is 118 to 114 grams per kilometre (123 to 119 g/km; EU test cycle figures, dependent on tyre format selected).

In the new MINI One Convertible a 1.2-litre version of the new 3-cylinder petrol engine generates a peak output of 75 kW/102 hp. This engine puts its maximum torque of 180 Newton metres on stream at 1 400 rpm. The new MINI One Convertible accelerates from zero to 100 km/h in 10.6 seconds, reaching a top speed of 190 km/h.

Its average fuel consumption is between 5.2 and 5.0 litres per 100 kilometres, while the relevant CO₂ emissions rating is between 120 and 116 grams per kilometre (figures based on EU test cycle, dependent on selected tyre format).

The technology package used in both the 3-cylinder diesel engine of the new MINI Cooper D Convertible and in the 4-cylinder diesel engine of the new MINI Cooper SD Convertible includes turbocharging with variable intake geometry and common rail direct injection of the latest generation which feeds the fuel to the combustion chambers at a pressure of up to 2 000 bar and in precise dosage. This benefits the pulling power, efficiency and running smoothness of the two power units, which were newly developed for the current MINI generation.

With a peak output of 125 kW/170 hp and maximum torque of 360 Newton metres between 1 500 and 2 750 rpm, the 2.0-litre 4-cylinder diesel engine in the new MINI Cooper SD Convertible provides especially impressive power delivery and sporty driving properties. Fitted as standard with a 6-speed Steptronic transmission, the most powerful diesel variant of the open-top 4-seater takes just 7.7 seconds for the spurt from standing to 100 km/h. The top speed is 218 km/h. Here the increased efficiency of the engine and transmission achieves average fuel consumption figures of 4.4 to 4.3 litres per 100 kilometres and a CO₂ emissions level of 116 to 113 grams per kilometre (EU test cycle figures, dependent on tyre format selected).

The 3-cylinder diesel engine of the new MINI Cooper D Convertible is also powerful and efficient, delivering a peak output of 85 kW/116 hp from a capacity of 1.5 litres along with a maximum torque of 270 Newton metres between 1750 and 2 250 rpm. Regardless of the transmission variant selected, the new MINI Cooper D Convertible accelerates from zero to 100 km/h in 9.9 seconds in each case, reaching a top speed of 195 km/h. The driving fun this provides is combined with exemplary fuel consumption and CO₂ levels of 4.0 to 3.8 litres (automatic: 4.1 – 3.9 litres) per 100 kilometres and 105 to 100 grams per kilometre (109 – 104 g/km; EU test cycle figures, dependent on tyre format selected).

Spontaneous power delivery, thrilling sound, fascinating performance: 4-cylinder turbo engine in the new MINI John Cooper Works Convertible.

With a 2.0-litre 4-cylinder engine whose peak output of 170 kW/231 hp exceeds that of the predecessor model by 15 kW/20 hp, unmistakable race feeling is ensured when driving open top in the new MINI John Cooper Works Convertible. Its turbocharger is made of a highly temperature-resilient material and generates increased charge-air pressure for even, sporty power delivery across a wide engine speed range. The specific pistons are precisely harmonised with this, enabling compression reduction that is adapted to the high level of charge-air pressure. This design produces performance characteristics typical of a sports car, i.e. power delivery that sets in early on and is maintained continuously right through to a high load range. The engine of the MINI John Cooper Works Convertible reaches its maximum torque of 320 Newton metres at just 1 250 rpm and puts this on stream up to the engine speed range of 4 800 rpm.

The new MINI John Cooper Works Convertible completes the standard sprint from zero to 100 km/h in 6.6 seconds (automatic: 6.5 seconds) and it takes just 6.1 seconds to accelerate from 80 to 120 km/h in the fifth gear of the standard manual transmission. The top speed of the new MINI John Cooper Works Convertible is 242 km/h (automatic: 240 km/h). This engine technology geared towards top performance is rounded off with a specific sports exhaust system whose benefits come into their own especially during open-top driving. With its low level of exhaust back pressure, it not only promotes spontaneous power delivery in the engine but also generates the sound typical of the John Cooper Works models.

With the standard manual transmission, the new MINI John Cooper Works Convertible achieves an average fuel consumption in the EU test cycle of 6.5 litres per 100 kilometres and a CO₂ emissions level of 152 grams per kilometre. This is almost 5 per cent below the predecessor model. In conjunction with the optional 6-speed Steptronic sport transmission, the fuel consumption and emission figures are even reduced by some 19 per cent to 5.9 litres per 100 kilometres and 138 grams per kilometre.

Newly developed transmissions, extensive MINIMALISM technology, optimised aerodynamic properties, optional MINI Driving Modes.

All model variants except for the MINI Cooper SD Convertible are fitted as standard with a 6-speed manual transmission. With increased efficiency, optimised acoustic and vibration response and enhanced shift comfort, the likewise newly developed transmission contributes to the sophisticated characteristics of the drive system. A gear sensor enables active engine speed adaptation for especially sporty shifting when accelerating and increased comfort when shifting down.

The new version of the 6-speed Steptronic transmission is more efficient, comfortable and athletic than ever. Combined as standard with the 4-cylinder diesel engine of the MINI Cooper SD Convertible, it is optionally available for all other models except for the MINI One Convertible. It offers both automatic and manual changes in drive position using the gear selector switch. For the new MINI Cooper S Convertible and for the new MINI Cooper SD Convertible, a 6-speed Steptronic sport transmission is also available that offers very short shift times, can be operated using shift paddles at the steering wheel in manual mode and also features a Launch Control function for traction-optimised acceleration from standing. For the new MINI John Cooper Works Convertible it is available as the only alternative to the 6-speed manual transmission. Both automatic variants have a transmission control system that is able to draw on navigation data for the purpose of gear and shift point selection. This means that in cars fitted with a navigation system, shift control is also based on the route profile.

The standard MINIMALISM technology includes an auto start/stop function in conjunction with both manual and Steptronic transmission, brake energy recuperation, shift point display and electromechanical power steering. In addition to the map-controlled oil pumps, needs-based control of the fuel and

coolant pumps also contributes to the efficiency of the engines. An optimised preheating process achieves an approximately 50 per cent reduction in the energy required to start the diesel engines. Extensive underbody panelling optimises the aerodynamic properties of the new MINI Convertible.

The optional MINI Driving Modes (standard in the new MINI John Cooper Works Convertible) enable individual vehicle set-up by means of a rotary switch at the base of the gear or selective lever. In addition to the standard MID mode there is a choice of SPORT and GREEN mode. Adjustments here influence the characteristic curves of the accelerator, steering and also - if the car is fitted accordingly - the shift characteristics of 6-Gang Steptronic transmission and the Dynamic Damper Control program map. In SPORT mode, the overall set-up is geared towards active driving fun, for example. Meanwhile, GREEN mode supports relaxed and fuel-efficient driving. A contributing factor here is the efficiency-optimised control of energy and climate management as well as shift point display. In cars fitted with 6-speed Steptronic transmission it is also possible to use the coasting function. Here the drivetrain is decoupled at speeds of between 50 and 160 km/h as soon as the driver's foot is removed from the accelerator pedal.

Suspension: optimised technology and precise set-up for typical MINI go-kart feeling.

The increase in wheelbase and track width as compared to the predecessor model, the concept of power transmission to the front wheels that is typical of the brand, the low centre of gravity and the high-quality suspension technology refined with numerous newly designed components provide the ideal basis for characteristic go-kart feeling in the new MINI Convertible. The combination of single-joint strut front axle and multilink rear axle - unique in the small car segment - and a set-up of wheel suspension, body mounting, vehicle suspension and damping that is geared in detail towards the vehicle characteristics of the open-top 4-seater guarantees not just agile handling but also optimised ride comfort. In order to increase component rigidity and reduce weight, the front axle is fitted with aluminium swivel bearings. Components made of high-strength steel are used in the front and rear axle as well as tube-shaped stabilisers. A sports suspension is optionally available which has a set-up geared towards dynamic driving.

The electromechanical power steering includes speed-related Servotronic steering support for maximum precision when cornering at speed and for comfortable manoeuvring at low speeds. A first-time option now available for the MINI Convertible is the Dynamic Damper Control function developed for the new model generation. Two program maps are available to choose from for an electronically controlled damper set-up. In this way, the MINI Driving Modes can be used to activate either a comfort-oriented response or else a direct, sporty response to bumps in the road, according to requirements.

The standard sports suspension of the new MINI John Cooper Works Convertible is perfectly harmonised with the vehicle concept and engine performance characteristics. It also includes a particularly high-performance sports brake system developed exclusively for the John Cooper Works models. Designed in

collaboration with the specialist manufacturer Brembo, the 4-piston fixed caliper disc brakes guarantee consistently high deceleration performance even when exposed to intensive stress on the race track. The brake calipers are finished in red and bear the manufacturer's logo. What is more, the standard 17-inch John Cooper Works light alloy wheels have been designed in Track Spoke silver for the new generation of the top athlete. John Cooper Works light alloy wheels are optionally available in the variant Track Spoke black in 17-inch size and also in the Cup Spoke 2-tone design, size 18 inches.

The new MINI One Convertible is fitted as standard with 15-inch steel wheels, while the models MINI Cooper Convertible and MINI Cooper D Convertible have light alloy wheels in the same format. The new MINI Cooper S Convertible and the MINI Cooper SD Convertible come off the production line with 16-inch light alloy wheels. The range of special equipment features includes additional light alloy wheels sized 16 to 18 inches.

In addition to the anti-lock system ABS, electronic brake force distribution EBD, Cornering Brake Control (CBC) and the brake assistant, the standard Dynamic Stability Control system DSC also includes a drive-off assistant, a brake dry function, Fading Brake Support and DTC mode (Dynamic Traction Control), which permits controlled slip so as to facilitate driving off on loose sand or deep snow. When the driving stability system is deactivated (DSC Off mode), there is an electronic locking function for the front axle differential known as the Electronic Differential Lock Control (EDLC) which selectively and appropriately brakes a spinning drive wheel on tight corners, redirecting the drive torque to the other wheel. As a standard feature in the MINI Cooper S Convertible, the MINI Cooper SD Convertible and the MINI John Cooper Works Convertible, Performance Control supports agile steering for dynamic cornering prior to reaching the threshold level.

Solid body structure, convertible-specific bracing elements, invisibly integrated rollover protection.

The agile and secure driving properties of the new MINI Convertible are not least due to its torsionally stiff yet weight-optimised body structure. The convertible-specific measures to increase stiffness are torsion struts in the front and rear area of the underbody, selective optimisation in the area of the side sills and a stiffening plate underneath the engine.

Highly resilient bearing structures, deformation zones in optimum design and an extremely stable passenger cell provide an excellent basis for keeping impact energy away from passengers and ensuring maximum occupant protection. In addition, the new MINI Convertible is fitted with a rollover protection system whose actuators are interconnected with the car's safety electronics. For the first time, the rollover protection elements are integrated completely invisibly. As soon as the safety electronics detects the risk of a rollover, the two rollover protection bars made of high-strength aluminium retract within 150 milliseconds by means of a pyrotechnical trigger function, combining with the convertible-specific reinforced windscreen frame to form a stable survival space for vehicle occupants.

The integrated MINI safety concept also includes front airbags as standard as well as side head-thorax airbags integrated in the backrests, 3-point automatic belts on all seats including belt tensioners at the front and ISOFIX child seat mountings at the rear and for the front passenger seat. A tyre pressure display for each individual wheel is also included as standard. Meanwhile, a partially active engine compartment lid, impact absorbers and precisely defined deformation elements ensure optimised pedestrian protection.

Driver assistance systems: innovations for increased comfort and safety.

The innovations developed for the latest MINI generation in the field of driver assistance systems offer increased comfort and safety in the new MINI Convertible, too. Manoeuvring in the open-top 4-seater is facilitated as standard by means of Park Distance Control (PDC) with sensors at the rear of the vehicle. The system is also optionally available with additional sensors in the front apron. For a detailed view of what is happening behind the vehicle there is an optional rear view camera located in the tailgate handle, the video image being relayed to the on-board computer in the central instrument. The driver receives even more intensive support from the Parking Assistant, likewise available as an optional extra. The system automatically detects suitable parking spaces that are parallel to the roadway. As the car manoeuvres into the chosen space, the Parking Assistant takes care of all the necessary steering movements. All the driver has to do is operate the accelerator, brake pedal and gear selection.

The Driving Assistant option comprises a camera-based cruise control and distance control function as well as the collision and pedestrian warning system with initial brake function. In critical situations, the driver is initially warned by means of visual and acoustic signals. In addition to this, an automatic brake manoeuvre is triggered in the case of an imminent collision with a pedestrian or if there is a risk of a rear-on collision in urban traffic. Other components of the Driving Assistant include road sign detection for speed limits and overtaking bans and also the high beam assistant.

One of the new features in the program of special equipment features for the MINI Convertible is the MINI Head-Up Display. The system projects driving-related information onto an extendible display in the upper area of the instrument panel between the windscreen and steering wheel, where it can be read quickly and conveniently without the driver having to avert their eyes from the road. The information that can be shown includes speed in figures, navigation directions in the form of arrow graphics and junction sketches, visual signals for collision warning, display symbols generated by road sign detection, Check Control messages, telephone lists and entertainment program details such as radio channels and track titles. In the new MINI John Cooper Works Convertible it is possible to display the currently selected gear and a multi-colour engine speed scale here, too. The engine speed display is supplemented with a shift point signal so as to enable particularly dynamic acceleration manoeuvres, depending on the driving mode selected.

The racing feel in the cockpit of the new MINI John Cooper Works Convertible can be further enhanced with the optional sports instruments. The three displays designed in classic circular form provide information that is especially relevant when an ambitiously sporty style of driving is adopted. The sports instruments consist of displays for the oil and charge-air pressure as well as a chronometer with stopwatch function.

Options for intensive open-air driving fun: automatic air conditioning with convertible mode, Always Open Timer with extended display functions.

In addition to fully automatic soft top operation and Park Distance Control with sensors at the rear, the new MINI Convertible is fitted as standard with electric window lifts, automatic conditioning, central locking including keyless engine start and the Radio MINI Boost including AUX-In and USB socket. A 2-zone automatic air conditioning is available as an optional extra. Its functions include an automatic convertible mode. Both when using the sliding roof function and when driving with the top completely open, the impact of the airstream is taken into account when regulating the amount, distribution and temperature of the air current generated by the automatic air conditioning.

Other special equipment options include a sports steering wheel (standard in the MINI Cooper S Convertible and in the MINI Cooper SD Convertible) with optional multifunction buttons including cruise control with brake function, seat heating for driver and front passenger, the visibility package including windscreen heating, a rain sensor with automatic driving lights control, Comfort Access, the Harmon Kardon hi-fi speaker system, electrically heatable and foldable exterior mirrors and both interior and exterior mirrors with automatic dip function. In addition there is a MINI Yours sports steering wheel with a high-end soft nappa rim and hand-made seams as well as the especially sporty John Cooper Works options. The latter include the John Cooper Works aerodynamics kit, the John Cooper Works leather steering wheel and the John Cooper Works sport seats.

The new MINI Convertible arouses enthusiasm for open-top driving – every step of the way and in all seasons. It gives drivers an exceptionally refreshing open-air experience, inspiring them to open the top at every possible opportunity. This is reflected in the further refined version of the optional Always Open Timer. Its purpose is to register the time spent driving with the soft top folded back - to the nearest minute. The relevant information is now displayed on the on-board computer in the central instrument. In addition to the total period of open-air enjoyment since the initial registration of the vehicle, the function also shows an interim total which the driver can reset to zero at any time – rather like a trip distance recorder. An additional incentive to drive with the top open is provided by a graphic of the car in characteristic MINI style to which suitable background colours and symbols are added, depending on the time of day or night and the outside temperature.

Optimised visibility, striking aura: LED headlamps, adaptive light distribution, LED fog lamps, lighting package and MINI Logo Projection.

As a hallmark feature of the brand, the circular headlamps of the new MINI Convertible have a wide chrome surround with a clearly structured interior. The turn indicators are arranged in an arc shape in the lower area. In the standard version, the daytime driving light and the side light are generated inside the additional headlights, while fog lamps can also be included here as an optional extra. As an alternative to this, the new MINI Convertible can be fitted with LED headlamps (a standard feature of the MINI John Cooper Works Convertible). This equipment feature also includes LED rear lights. The LED units of the headlamps provide the light source for both low and high beam. Another option available is LED headlamps featuring adaptive light distribution geared towards driving situation and road layout and also an LED turning light. The optional fog lamps are likewise available in halogen or LED, according to preference.

The optional lighting package with LED interior and ambient lighting creates an atmospheric ambience inside the car. In conjunction with the optional MINI Excitement Package it is possible to vary the colour at continuously variable levels.

The MINI Excitement Package also comprises a lighting display on the central instrument surround that is linked to selected operating procedures and driving situations as well as a projection of the MINI logo from the exterior mirror on the driver's side onto the ground in front of the door, activated when the car is unlocked.

New from MINI Connected: MINI Streetwise and rain warning function.

The new MINI Convertible is equipped with a SIM card which is permanently fitted in the car. This means that Intelligent Emergency Call with automatic detection of vehicle location and accident severity can be used, as well as MINI TeleServices.. The option MINI Connected is also available in conjunction with the optional equipment features Radio MINI Visual Boost, MINI navigation system and MINI navigation system Professional. It offers extensive integration of smartphones in the car, allowing the use of internet-based services in the areas of infotainment, communication and driving experience by means of apps. Operation is intuitive and reflects hallmark brand style, using the MINI Controller in the centre console and the colour display in the central instrument.

The current version of the MINI Connected App comprises new and exclusive functions to increase comfort and driving fun. The online search function makes it easier to find addresses. The applications Sports Instruments and Force Meter can be used to show information on the central instrument display such as the current level of engine power and torque in use as well as longitudinal and transverse acceleration. The function Streetwise is available for the first time, providing the driver with tips for an optimum route even before the journey gets underway.

The features of the optional MINI navigation system Professional include an 8.8-inch version of the on-board computer and the MINI Touch Controller with touch-sensitive surface. The option MINI Connected XL is available in conjunction with the MINI navigation system Professional and also includes the Journey Mate function. This helps the driver plan journeys as well as providing appropriate individualised information en route to the destination. It also features a real-time traffic radar function with highly precise and up-to-date traffic information. Another new feature that was developed especially for the MINI Convertible is the rain warning function. In the event of potential precipitation as determined based on current weather data, the driver is sent a message via smartphone suggesting that the soft top of the new MINI Convertible should be closed.

Driving fun and fresh air – a tradition-steeped combination.

The new MINI Convertible combines features that have been typical of the brand for more than five and half decades with cutting-edge technology and the exclusive attraction of open-top motoring. As such it offers a contemporary interpretation of a concept that once instantly delighted fans of the classic Mini. It was almost a quarter of a century ago that the first opportunity arose to combine the creative use of space, characteristic driving fun and individual style of the internationally popular small car with refreshing open-air pleasure. The initiative originally came from a German dealer.

The Lamm dealership in Kappelrodeck/Baden replaced the fixed roof of the classic Mini with a textile soft top, reinforced the side sills and integrated a cross member to stiffen the body. The people at Rover central office who were responsible for the brand at the time were so impressed by the quality of this conversion that they commissioned a small series of 75 which were sold to customers in the UK within a short period of time.

This spontaneous popularity among the general public was a perfect argument in favour of developing a convertible model based on the classic Mini for serial production. The result went on display as early as October 1992 at the British Motor Show in Birmingham. The first units of the Mini Cooper Convertible were supplied in July the following year. Its 1.3-litre 4-cylinder engine with petrol injection had an output of 63 hp. In addition to the soft top, other features ensured an appearance that was both unmistakable and exclusive including a distinctively designed front and rear bumper, broad wheel arches and side sills, chrome surrounds on the headlamps and number plate light, interior trim strips and a gear lever knob made of burr walnut.

The open-top classic Mini featured lowerable rear windows, too. And even back then an electrically operated soft top was available. There are also parallels between then and now in the selection of paint finishes. In addition to Nightfire Red and British Racing Green, the colour Caribbean Blue was also available – an early precursor of the Caribbean Aqua metallic variant developed for the new MINI Convertible. The production period for the convertible version of the classic Mini manufactured at Longbridge plant in the UK came to an end in August 1996. Up until this time, 1,081 vehicles were built for fans of open-top driving pleasure.

Still unique: open-air pleasure in a premium small car.

After the relaunch of the brand in 2001, it was only around three years before an open-top version of the first small car in the premium segment was presented. At the 2004 Geneva Motor Show the MINI Convertible was in the spotlight - and shortly afterwards in the sunlight.

With hallmark brand proportions and characteristic design features, it fitted into the model program perfectly. Its electrohydraulic soft top complete with sliding roof function and the upright windscreen guaranteed an intensive fresh-air experience on all four seats. The MINI Convertible exhibited outstanding functionality with its downward opening tailgate, Easy Load system and folding rear backrest.

The MINI Convertible was offered in three engine variants – the MINI One Convertible, the MINI Cooper Convertible and the MINI Cooper S Convertible: it quickly took boulevards and country roads by storm all over the world, as well as attracting a large fan community. 164,000 units were sold worldwide within five years. Its great popularity contributed to the fact that the MINI Convertible also demonstrated above-average value retention. It was first ranked number one in the "Auto Bild" Value Master listings as early on as 2007.

In subsequent years, too, the decision to purchase a MINI Convertible regularly proved to be a particularly economical way of enjoying open-top motoring. Going on the market in 2009, right on time to mark the brand's 50th anniversary, the successor model likewise became an instant success in terms of value stability. The ongoing appeal of this model was not only due to the even sportier style of its design. A new soft top with heatable glass rear window, a single-section rollover protection bar and new engines offered considerable advancements in the areas of safety, comfort, driving fun and efficiency. Diesel engines were now available for the MINI Convertible for the first time. And the top athlete MINI John Cooper Works Convertible boosted open-top driving fun to even more intense levels of enthusiasm. The Always Open Timer was introduced as a new, unique and typically MINI option - a function which keeps track of the time spent driving with the top open down to the last minute.

Evidence of just how important the combination of go-kart feeling and open-air pleasure had become was reflected in the fact that a second open-top model was put on the market alongside the elegant 4-seater in the form of the purist, sporty MINI Roadster. But the new diversity in the range did nothing to alter the huge ongoing popularity of the MINI Convertible, its sales figures achieving almost exactly the same level as those of its predecessor up to the recent termination of the production period.

The latest generation of the MINI Convertible now to a certain extent paves the way into the future for open-top driving in the style of the British brand. Like the classic body variant, the current generation of the open-top 4-seater not only sets a new benchmark within its competitive field in the discipline of driving fun.

Its additional space and ride comfort, the new engines with MINI TwinPower Turbo Technology, innovative driver assistance systems and both visibly and tangibly refined premium characteristics are all evidence of the maturation process reflected in the model change. Once again, the new MINI Convertible is a perfect choice for those special moments in everyday driving. And more intensely than ever, it provides the refreshing incentive to make the most of every opportunity to enjoy emotionally powerful driving fun on the sunny side.

TECHNICAL SPECIFICATIONS. MINI ONE CONVERTIBLE.



Body			MINI One Convertible
Number of doors/seats			2 / 4
Length/width/height (empty)	mm		3821 / 1727 / 1415
Wheelbase	mm		2495
Track width, front/rear	mm		1501 / 1501
Turning circle	m		10.8
Fuel tank capacity	approx. l		40
Engine oil	l		4.25
Transmission oil incl. drivetrain	l		lifetime filling
Unladen weight according to DIN/EU ¹⁾	kg		1205 / 1280
Payload according to DIN	kg		460
Permitted gross vehicle weight	kg		1670
Permitted axle loads, front/rear	kg		900 / 800
Permitted trailer load			
braked (12 %) / unbraked	kg		- / -
Permitted roof load/permitted download	kg		- / -
Luggage compartment volume	l		160 / 215
Aerodynamic drag c_x / A / $c_x \times A$	- / m ² / m ²		0.34 / 2.07 / 0.70
Engine			
Type/no. of cylinders/valves			In-line / 3 / 4
Engine control			MEVD 17.2.3
Capacity	cc		1198
Bore/stroke	mm		78.0 / 83.6
Compression	:1		10.2
Fuel	RON		91-98
Output	kW / hp		75 / 102
at engine speed	rpm		4000 - 6000
Torque (with overboost)	Nm		180
at engine speed	rpm		1400 - 3900
Electrical system			
Battery/installation	Ah / -		70 / engine compartment
Alternator	A		150
Suspension			
Front wheel suspension			Single-joint McPherson spring strut axle with aluminium swivel bearing and anti-dive control
Rear wheel suspension			Multilink axle with weight-optimised trailing arms
Brakes, front			disc, vented
Rear brakes			disc
Driving stability systems			Hydraulic 2-circuit brake system with anti-lock brakes (ABS), electronic brake force distribution (EBD) and Cornering Brake Control (CBC), Dynamic Stability Control (DSC) with brake assistant, hill start assistant, brake dry function, Fading Brake Support, Dynamic Traction Control (DTC) and Electronic Differential Lock Control (EDLC). Handbrake impacts mechanically on rear wheels
Steering			Electrically assisted EPS unit with Servotronic function
Overall steering ratio	:1		14.0
Tyres			175/65 R15 84H
Rims			5.5J x 15 steel
Transmission			
Transmission type			6-speed manual transmission
Gear ratio	I	:1	3.615
	II	:1	1.952
	III	:1	1.241
	IV	:1	0.969
	V	:1	0.806
	VI	:1	0.683
Reverse gear		:1	3.538
Final drive ratio		:1	3.632
Driving performance figures			
Power-to-weight ratio according to DIN	kg/kW		16.1
Power output per litre	kW/l		62.6
Acceleration	0-100 km/h	s	10.6
Top speed		km/h	190

MINI
Media information

The new
MINI Convertible

02/2016
page 25

Fuel consumption in EU cycle ³⁾		
Urban	l/100 km	6.0 – 5.9
Extra-urban	l/100 km	4.6 – 4.4
Total	l/100 km	5.2 – 5.0
CO ₂	g/km	120 – 116
Other		
Emission rating		EU6
Insurance rating	3rd party/fully	²⁾
Ground clearance (empty)	mm	115

Technical specifications valid for ACEA markets / registration-related data only relevant to Germany in some cases (weights)

¹⁾ Weight of road-ready automobile (DIN) plus 75 kg for driver and luggage
²⁾ Details not yet available
³⁾ Dependent on tyre format selected

MINI COOPER CONVERTIBLE, MINI COOPER CONVERTIBLE AUTOMATIC.

Body		MINI Cooper Convertible	MINI Cooper Convertible Automatic
Number of doors/seats		2 / 4	2 / 4
Length/width/height (empty)	mm	3821 / 1727 / 1415	3821 / 1727 / 1415
Wheelbase	mm	2495	2495
Track width, front/rear	mm	1501 / 1501	1501 / 1501
Turning circle	m	10.8	10.8
Fuel tank capacity	approx. l	40	40
Engine oil	l	4.25	4.25
Transmission oil incl. drivetrain	l	lifetime filling	lifetime filling
Unladen weight according to DIN/EU ¹⁾	kg	1205 / 1280	1230 / 1305
Payload according to DIN	kg	460	460
Permitted gross vehicle weight	kg	1670	1695
Permitted axle loads, front/rear	kg	910 / 800	940 / 800
Permitted trailer load			
braked (12 %) / unbraked	kg	- / -	- / -
Permitted roof load/permitted download	kg	- / -	- / -
Luggage compartment volume	l	160 / 215	160 / 215
Aerodynamic drag c_x / A / $c_x \times A$	- / m ² / m ²	0.34 / 2.07 / 0.70	0.34 / 2.07 / 0.70
Engine			
Type/no. of cylinders/valves		In-line / 3 / 4	In-line / 3 / 4
Engine control		MEVD 17.2.3	MEVD 17.2.3
Capacity	cc	1499	1499
Bore/stroke	mm	82.0 / 94.6	82.0 / 94.6
Compression	:1	11.0	11.0
Fuel	RON	91-98	91-98
Output	kW / hp	100 / 136	100 / 136
at engine speed	rpm	4400	4400
Torque (with overboost)	Nm	220 (230)	220 (230)
at engine speed	rpm	1250	1250
Electrical system			
Battery/installation	Ah / -	70 / engine compartment	70 / engine compartment
Alternator	A	150	150
Suspension			
Front wheel suspension		Single-joint McPherson spring strut axle with aluminium swivel bearing and anti-dive control	
Rear wheel suspension		Multilink axle with weight-optimised trailing arms	
Brakes, front		disc, vented	disc, vented
Rear brakes		disc	disc
Driving stability systems		Hydraulic 2-circuit brake system with anti-lock brakes (ABS), electronic brake force distribution (EBD) and Cornering Brake Control (CBC), Dynamic Stability Control (DSC) with brake assistant, hill start assistant, brake dry function, Fading Brake Support, Dynamic Traction Control (DTC) and Electronic Differential Lock Control (EDLC). Handbrake impacts mechanically on rear wheels	
Steering		Electrically assisted EPS unit with Servotronic function	
Overall steering ratio	:1	14.0	14.0
Tyres		175/65 R15 84H	175/65 R15 84H
Rims		5.5J × 15 light alloy	5.5J × 15 light alloy
Transmission			
Transmission type		6-speed manual transmission	6-speed Steptronic transmission
Gear ratio	I	:1	3.615
	II	:1	1.952
	III	:1	1.241
	IV	:1	0.969
	V	:1	0.806
	VI	:1	0.683
Reverse gear	:1	3.538	3.185
Final drive ratio	:1	3.421	3.683
Driving performance figures			
Power-to-weight ratio according to DIN	kg/kW	12.1	12.3
Power output per litre	kW/l	66.7	66.7
Acceleration	0-100 km/h	s	8.7
Top speed	km/h	208	206

MINI
Media information

The new
MINI Convertible

02/2016
page 27

Fuel consumption in EU cycle ³⁾			
Urban	l/100 km	6.0 – 5.9	6.3 – 6.2
Extra-urban	l/100 km	4.5 – 4.3	4.7 – 4.5
Total	l/100 km	5.1 – 4.9	5.3 – 5.1
CO ₂	g/km	118 – 114	123 – 119
Other			
Emission rating		EU6	EU6
Insurance rating	3rd party/fully	²⁾	²⁾
Ground clearance (empty)	mm	115	115

Technical specifications valid for ACEA markets / registration-related data only relevant to Germany in some cases (weights)

¹⁾ Weight of road-ready automobile (DIN) plus 75 kg for driver and luggage
²⁾ Details not yet available
³⁾ Dependent on tyre format selected

MINI COOPER S CONVERTIBLE, MINI COOPER S CONVERTIBLE AUTOMATIC.

Body		MINI Cooper S Convertible	MINI Cooper S Convertible Automatic
Number of doors/seats		2 / 4	2 / 4
Length/width/height (empty)	mm	3850 / 1727 / 1415	3850 / 1727 / 1415
Wheelbase	mm	2495	2495
Track width, front/rear	mm	1485 / 1485	1485 / 1485
Turning circle	m	10.8	10.8
Fuel tank capacity	approx. l	44	44
Engine oil	l	5.25	5.25
Transmission oil incl. drivetrain	l	lifetime filling	lifetime filling
Unladen weight according to DIN/EU ¹⁾	kg	1275 / 1350	1295 / 1370
Payload according to DIN	kg	460	460
Permitted gross vehicle weight	kg	1745	1765
Permitted axle loads, front/rear	kg	955 / 810	975 / 810
Permitted trailer load			
braked (12 %) / unbraked	kg	- / -	- / -
Permitted roof load/permitted download	kg	- / -	- / -
Luggage compartment capacity	l	160 / 215	160 / 215
Aerodynamic drag c_x / A / $c_x \times A$	- / m ² / m ²	0.36 / 2.08 / 0.75	0.36 / 2.08 / 0.75
Engine			
Type/no. of cylinders/valves		In-line / 4 / 4	In-line / 4 / 4
Engine control		MEVD 17.2.3	MEVD 17.2.3
Capacity	cc	1998	1998
Bore/stroke	mm	82.0 / 94.6	82.0 / 94.6
Compression	:1	11.0	11.0
Fuel	RON	91-98	91-98
Output	kW / hp	141 / 192	141 / 192
at engine speed	rpm	5000 - 6000	5000 - 6000
Torque (with overboost)	Nm	280 (300)	280 (300)
at engine speed	rpm	1250 - 4600	1250 - 4600
Electrical system			
Battery/installation	Ah / -	80 / engine compartment	80 / engine compartment
Alternator	A	150	150
Suspension			
Front wheel suspension		Single-joint McPherson spring strut axle with aluminium swivel bearing and anti-dive control	
Rear wheel suspension		Multilink axle with weight-optimised trailing arms	
Brakes, front		disc, vented	disc, vented
Rear brakes		disc	disc
Driving stability systems		Hydraulic 2-circuit brake system with anti-lock brakes (ABS), electronic brake force distribution (EBD) and Cornering Brake Control (CBC), Dynamic Stability Control (DSC) with brake assistant, hill start assistant, brake dry function, Fading Brake Support, Dynamic Traction Control (DTC), Electronic Differential Lock Control (EDLC) and Performance Control. Handbrake impacts mechanically on rear wheels	
Steering		Electrically assisted EPS unit with Servotronic function	
Overall steering ratio	:1	14.0	14.0
Tyres		195/55 R16 87W	195/55 R16 87W
Rims		6.5J x 16 light alloy	6.5J x 16 light alloy
Transmission			
Transmission type		6-speed manual transmission	6-speed Steptronic transmission
Gear ratio	I	:1	4.459
	II	:1	2.508
	III	:1	1.555
	IV	:1	1.142
	V	:1	0.851
	VI	:1	0.672
Reverse gear	:1	3.538	3.185
Final drive ratio	:1	3.588	3.502
Driving performance figures			
Power-to-weight ratio according to DIN	kg/kW	9.0	9.2
Power output per litre	kW/l	70.6	70.6
Acceleration	0-100 km/h	s	7.1
Top speed	km/h	230	228

MINI
Media information

The new
MINI Convertible

02/2016
page 29

Fuel consumption in EU cycle ³⁾			
Urban	l/100 km	7.9 – 7.8	7.2 – 7.1
Extra-urban	l/100 km	5.1 – 4.9	5.0 – 4.8
Total	l/100 km	6.1 – 6.0	5.8 – 5.6
CO ₂	g/km	142 – 139	134 – 131
Other			
Emission rating		EU6	EU6
Insurance rating	3rd party/fully	²⁾	²⁾
Ground clearance (empty)	mm	115	115

Technical specifications valid for ACEA markets / registration-related data only relevant to Germany in some cases (weights)

¹⁾ Weight of road-ready automobile (DIN) plus 75 kg for driver and luggage
²⁾ Details not yet available
³⁾ Dependent on tyre format selected

MINI COOPER D CONVERTIBLE, MINI COOPER D CONVERTIBLE AUTOMATIC.

Body		MINI Cooper D Convertible	MINI Cooper D Convertible Automatic
Number of doors/seats		2 / 4	2 / 4
Length/width/height (empty)	mm	3821 / 1727 / 1415	3821 / 1727 / 1415
Wheelbase	mm	2495	2495
Track width, front/rear	mm	1501 / 1501	1501 / 1501
Turning circle	m	10.8	10.8
Fuel tank capacity	approx. l	44	44
Engine oil	l	4.4	4.4
Transmission oil incl. drivetrain	l	lifetime filling	lifetime filling
Unladen weight according to DIN/EU ¹⁾	kg	1245 / 1320	1265 / 1340
Payload according to DIN	kg	460	460
Permitted gross vehicle weight	kg	1710	1730
Permitted axle loads, front/rear	kg	935 / 805	955 / 805
Permitted trailer load			
braked (12 %) / unbraked	kg	- / -	- / -
Permitted roof load/permitted download	kg	- / -	- / -
Luggage compartment capacity	l	160 / 215	160 / 215
Aerodynamic drag c_x / A / $c_x \times A$	- / m ² / m ²	0.33 / 2.07 / 0.68	0.33 / 2.07 / 0.68
Engine			
Type/no. of cylinders/valves		In-line / 3 / 4	In-line / 3 / 4
Engine control		DDE 7.01	DDE 7.01
Capacity	cc	1496	1496
Bore/stroke	mm	84.0 / 90.0	84.0 / 90.0
Compression	:1	16.5	16.5
Fuel	RON	Diesel	Diesel
Output	kW / hp	85 / 116	85 / 116
at engine speed	rpm	4000	4000
Torque	Nm	270	270
at engine speed	rpm	1750 – 2250	1750 – 2250
Electrical system			
Battery/installation	Ah / –	80 / engine compartment	80 / engine compartment
Alternator	A	150	150
Suspension			
Front wheel suspension		Single-joint McPherson spring strut axle with aluminium swivel bearing and anti-dive control	
Rear wheel suspension		Multilink axle with weight-optimised trailing arms	
Brakes, front		disc, vented	disc, vented
Rear brakes		disc	disc
Driving stability systems		Hydraulic 2-circuit brake system with anti-lock brakes (ABS), electronic brake force distribution (EBD) and Cornering Brake Control (CBC), Dynamic Stability Control (DSC) with brake assistant, hill start assistant, brake dry function, Fading Brake Support, Dynamic Traction Control (DTC) and Electronic Differential Lock Control (EDLC). Handbrake impacts mechanically on rear wheels	
Steering		Electrically assisted EPS unit with Servotronic function	
Overall steering ratio	:1	14.0	14.0
Tyres		175/65 R15 84H	175/65 R15 84H
Rims		5.5J × 15 light alloy	5.5J × 15 light alloy
Transmission			
Transmission type		6-speed manual transmission	6-speed Steptronic transmission
Gear ratio	I	:1	4.459
	II	:1	2.508
	III	:1	1.555
	IV	:1	1.142
	V	:1	0.851
	VI	:1	0.672
Reverse gear	:1	3.538	3.185
Final drive ratio	:1	3.389	3.234
Driving performance figures			
Power-to-weight ratio according to DIN	kg/kW	14.6	14.9
Power output per litre	kW/l	56.8	56.8
Acceleration	0–100 km/h	s	9.9
Top speed	km/h	195	195

Fuel consumption in EU cycle ³⁾			
Urban	l/100 km	4.5 – 4.4	4.5 – 4.4
Extra-urban	l/100 km	3.7 – 3.5	3.9 – 3.7
Total	l/100 km	4.0 – 3.8	4.1 – 3.9
CO ₂	g/km	105 – 100	109 – 104
Other			
Emission rating		EU6	EU6
Insurance rating	3rd party/fully	²⁾	²⁾
Ground clearance (empty)	mm	115	115

Technical specifications valid for ACEA markets / registration-related data only relevant to Germany in some cases (weights)

¹⁾ Weight of road-ready automobile (DIN) plus 75 kg for driver and luggage
²⁾ Details not yet available
³⁾ Dependent on tyre format selected

MINI COOPER SD CONVERTIBLE AUTOMATIC.

Body			MINI Cooper SD Convertible Automatic
Number of doors/seats			2 / 4
Length/width/height (empty)	mm		3850 / 1727 / 1415
Wheelbase	mm		2495
Track width, front/rear	mm		1485 / 1485
Turning circle	m		10.8
Fuel tank capacity	approx. l		44
Engine oil	l		5.0
Transmission oil incl. drivetrain	l		lifetime filling
Unladen weight according to DIN/EU ¹⁾	kg		1305 / 1380
Payload according to DIN	kg		460
Permitted gross vehicle weight	kg		1770
Permitted axle loads, front/rear	kg		970 / 810
Permitted trailer load			
braked (12 %) / unbraked	kg		- / -
Permitted roof load/permited download	kg		- / -
Luggage compartment capacity	l		160 / 215
Aerodynamic drag c_x / A / $c_x \times A$	- / m ² / m ²		0.36 / 2.08 / 0.75
Engine			
Type/no. of cylinders/valves			In-line / 4 / 4
Engine control			DDE 7.01
Capacity	cc		1995
Bore/stroke	mm		84.0 / 90.0
Compression	:1		16.5
Fuel	RON		Diesel
Output	kW / hp		125 / 170
at engine speed	rpm		4000
Torque	Nm		360
at engine speed	rpm		1500 – 2750
Electrical system			
Battery/installation	Ah / –		80 / engine compartment
Alternator	A		150
Suspension			
Front wheel suspension			Single-joint McPherson spring strut axle with aluminium swivel bearing and anti-dive control
Rear wheel suspension			Multilink axle with weight-optimised trailing arms
Brakes, front			disc, vented
Rear brakes			disc
Driving stability systems			Hydraulic 2-circuit brake system with anti-lock brakes (ABS), electronic brake force distribution (EBD) and Cornering Brake Control (CBC), Dynamic Stability Control (DSC) with brake assistant, hill start assistant, brake dry function, Fading Brake Support, Dynamic Traction Control (DTC), Electronic Differential Lock Control (EDLC) and Performance Control. Handbrake impacts mechanically on rear wheels
Steering			Electrically assisted EPS unit with Servotronic function
Overall steering ratio	:1		14.0
Tyres			195/55 R16 87W
Rims			6.5J × 16 light alloy
Transmission			
Transmission type			6-speed Steptronic transmission
Gear ratio	I	:1	4.459
	II	:1	2.508
	III	:1	1.555
	IV	:1	1.142
	V	:1	0.851
	VI	:1	0.672
Reverse gear		:1	3.185
Final drive ratio		:1	3.234
Driving performance figures			
Power-to-weight ratio according to DIN	kg/kW		10.4
Power output per litre	kW/l		62.7
Acceleration	0–100 km/h	s	7.7
Top speed	km/h		218

MINI
Media information

The new
MINI Convertible

02/2016
page 33

Fuel consumption in EU cycle ³⁾		
Urban	l/100 km	5.0 – 4.9
Extra-urban	l/100 km	4.1 – 3.9
Total	l/100 km	4.4 – 4.3
CO ₂	g/km	116 – 113
Other		
Emission rating		EU6
Insurance rating	3rd party/fully	²⁾
Ground clearance (empty)	mm	115

Technical specifications valid for ACEA markets / registration-related data only relevant to Germany in some cases (weights)

¹⁾ Weight of road-ready automobile (DIN) plus 75 kg for driver and luggage
²⁾ Details not yet available
³⁾ Dependent on tyre format selected

MINI JOHN COOPER WORKS CONVERTIBLE, MINI JOHN COOPER WORKS CONVERTIBLE AUTOMATIC.

Body	MINI John Cooper Works Convertible		MINI John Cooper Works Convertible
Number of doors/seats		2 / 4	2 / 4
Length/width/height (empty)	mm	3874 / 1727 / 1415	3874 / 1727 / 1415
Wheelbase	mm	2495	2495
Track width, front/rear	mm	1485 / 1485	1485 / 1485
Turning circle	m	10.8	10.8
Fuel tank capacity	approx. l	44	44
Engine oil	l	5.25	5.25
Transmission oil incl. drivetrain	l	lifetime filling	lifetime filling
Unladen weight according to DIN/EU ¹⁾	kg	1310 / 1385	1320 / 1395
Payload according to DIN	kg	460	460
Permitted gross vehicle weight	kg	1770	1785
Permitted axle loads, front/rear	kg	960 / 820	980 / 820
Permitted trailer load			
braked (12 %) / unbraked	kg	- / -	- / -
Permitted roof load/permitted download	kg	- / -	- / -
Luggage compartment volume (top closed / open)	l	160 / 215	160 / 215
Aerodynamic drag c _x / A / c _x × A	- / m ² / m ²	0.36 / 2.08 / 0.75	0.36 / 2.08 / 0.75
Engine			
Type/no. of cylinders/valves		In-line / 4 / 4	In-line / 4 / 4
Engine control		MEVD 17.2.3	MEVD 17.2.3
Capacity	cc	1998	1998
Bore/stroke	mm	82.0 / 94.6	82.0 / 94.6
Compression	:1	10.2	10.2
Fuel	RON	91-98	91-98
Output	kW / hp	170 / 231	170 / 231
at engine speed	rpm	5200 – 6000	5200 – 6000
Torque	Nm	320	320
at engine speed	rpm	1250 – 4800	1250 – 4800
Electrical system			
Battery/installation	Ah / –	80 / engine compartment	80 / engine compartment
Alternator	A	150	150
Suspension			
Front wheel suspension	Single-joint McPherson spring strut axle with aluminium swivel bearing and anti-dive control		
Rear wheel suspension	Multilink axle with weight-optimised trailing arms		
Brakes, front	disc, vented		disc, vented
Rear brakes	disc		disc
Driving stability systems	Hydraulic 2-circuit brake system with anti-lock brakes (ABS), electronic brake force distribution (EBD) and Cornering Brake Control (CBC), Dynamic Stability Control (DSC) with brake assistant, hill start assistant, brake dry function, Fading Brake Support, Dynamic Traction Control (DTC), Electronic Differential Lock Control (EDLC) and Performance Control. Handbrake impacts mechanically on rear wheels		
Steering	Electrically assisted EPS unit with Servotronic function		
Overall steering ratio	:1	14.2	14.2
Tyres	205/45 R17 88Y XL		205/45 R17 88Y XL
Rims	7J × 17 light alloy		7J × 17 light alloy
Transmission			
Transmission type	6-speed manual transmission		6-speed Steptronic transmission
Gear ratio	I	:1 3.923	4.459
	II	:1 2.136	2.508
	III	:1 1.276	1.555
	IV	:1 0.921	1.142
	V	:1 0.756	0.851
	VI	:1 0.628	0.672
Reverse gear	:1	3.538	3.185
Final drive ratio	:1	3.824	3.502
Driving performance figures			
Power-to-weight ratio according to DIN	kg/kW	7.7	7.8
Power output per litre	kW/l	85.1	85.1
Acceleration 0-100 km/h	s	6.6	6.5
Acceleration 80-120 km/h (in 5th gear)	s	6.1	–
Top speed	km/h	242	240

MINI
Media information

The new
MINI Convertible

02/2016
page 35

Fuel consumption in EU cycle			
Urban	l/100 km	8.6	7.4
Extra-urban	l/100 km	5.4	5.1
Total	l/100 km	6.5	5.9
CO ₂	g/km	152	138
Other			
Emission rating		EU6	EU6
Insurance rating	3rd party/fully	²⁾	²⁾
Ground clearance (empty)	mm	115	115

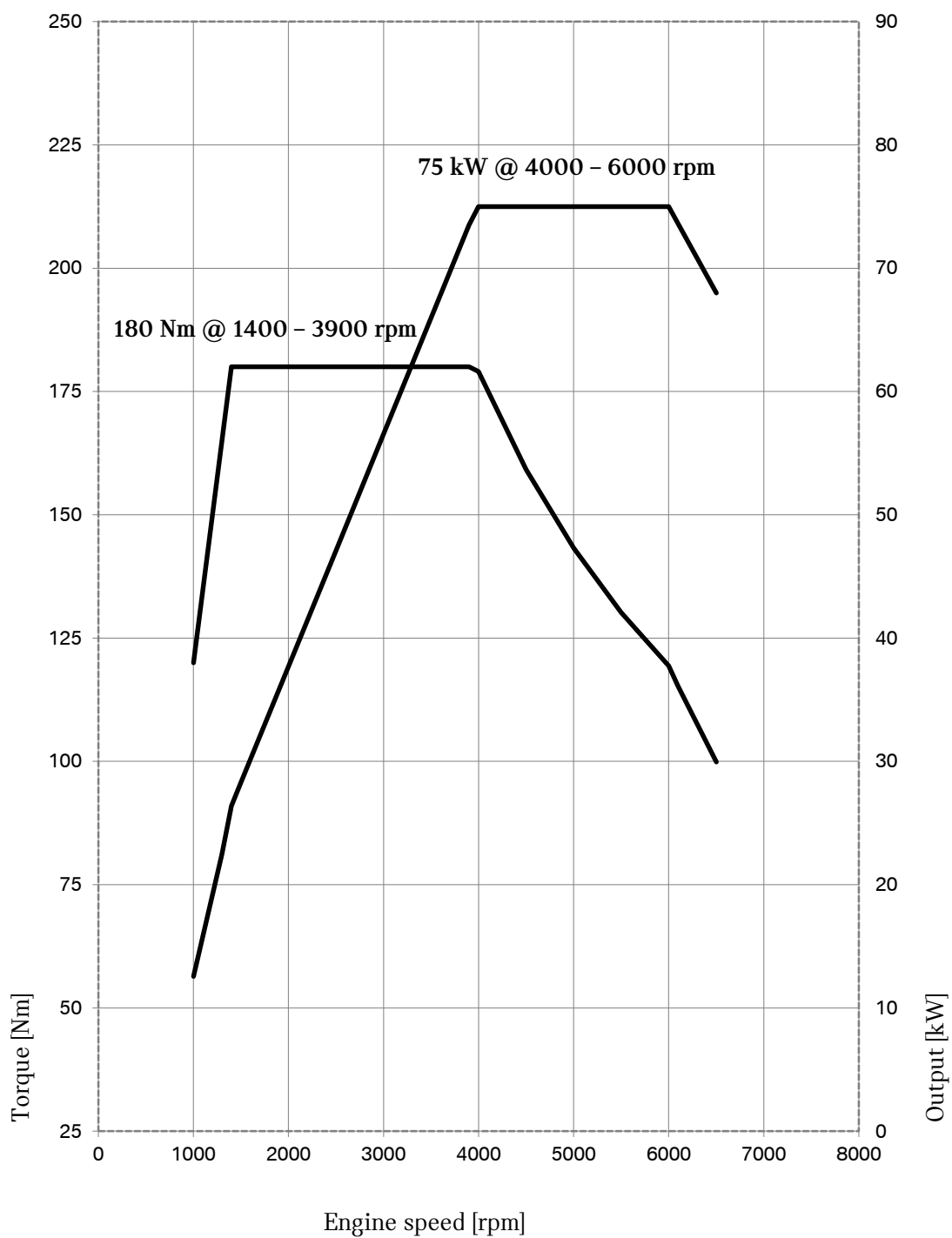
Technical specifications valid for ACEA markets / registration-related data only relevant to Germany in some cases (weights)

¹⁾ Weight of road-ready automobile (DIN) plus 75 kg for driver and luggage
²⁾ Details not yet available

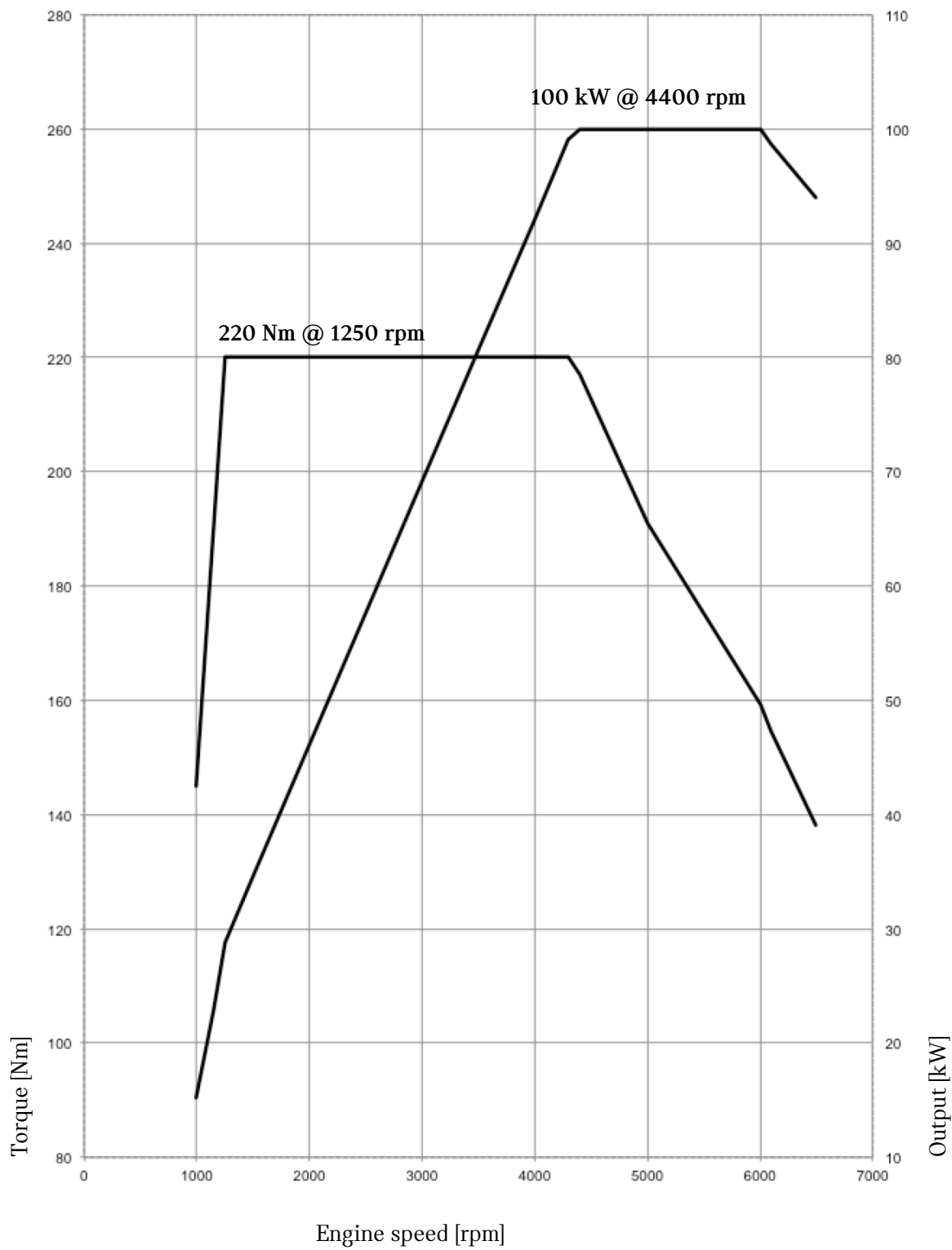
PERFORMANCE AND TORQUE DIAGRAMS.



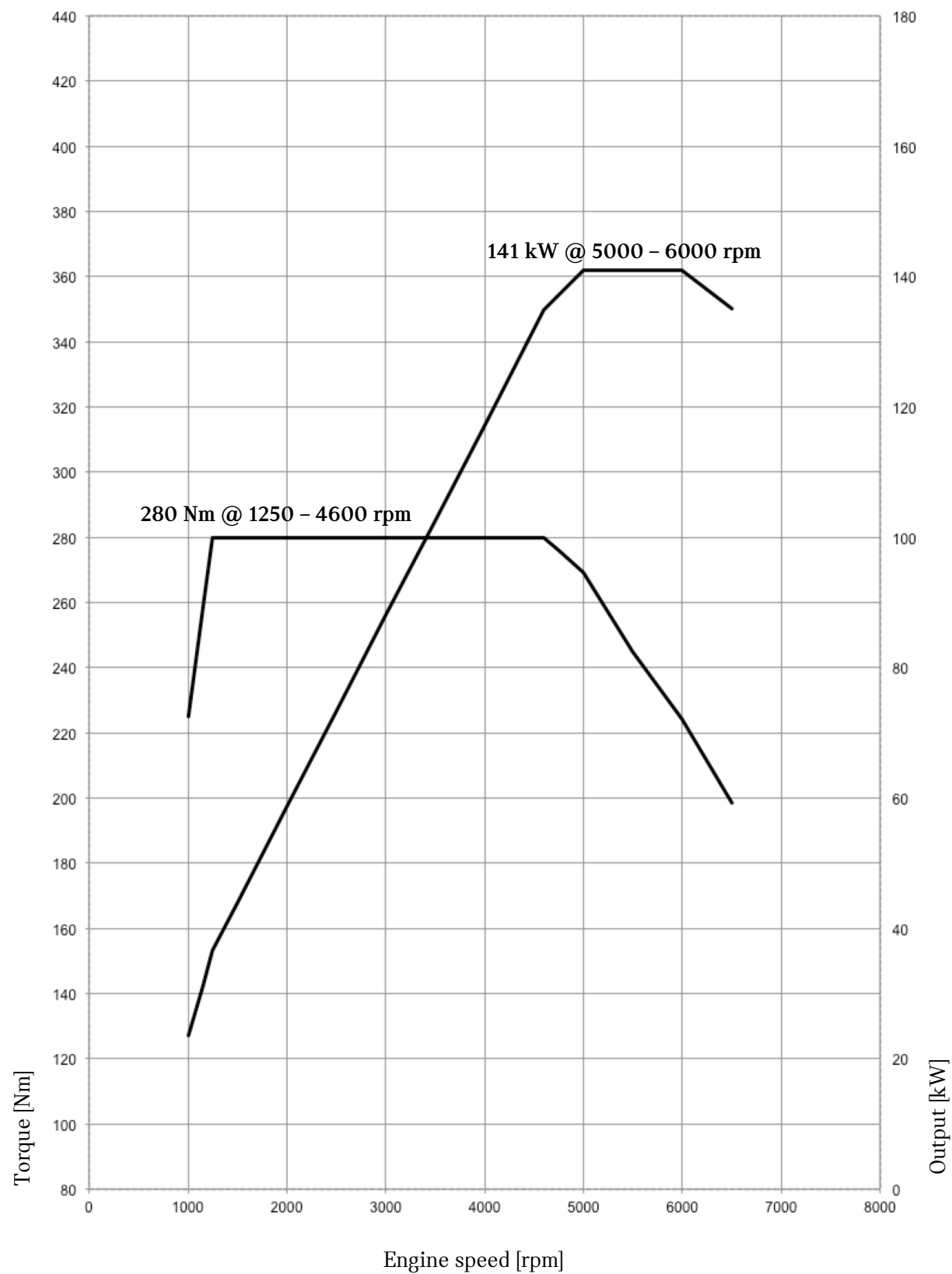
MINI One Convertible.



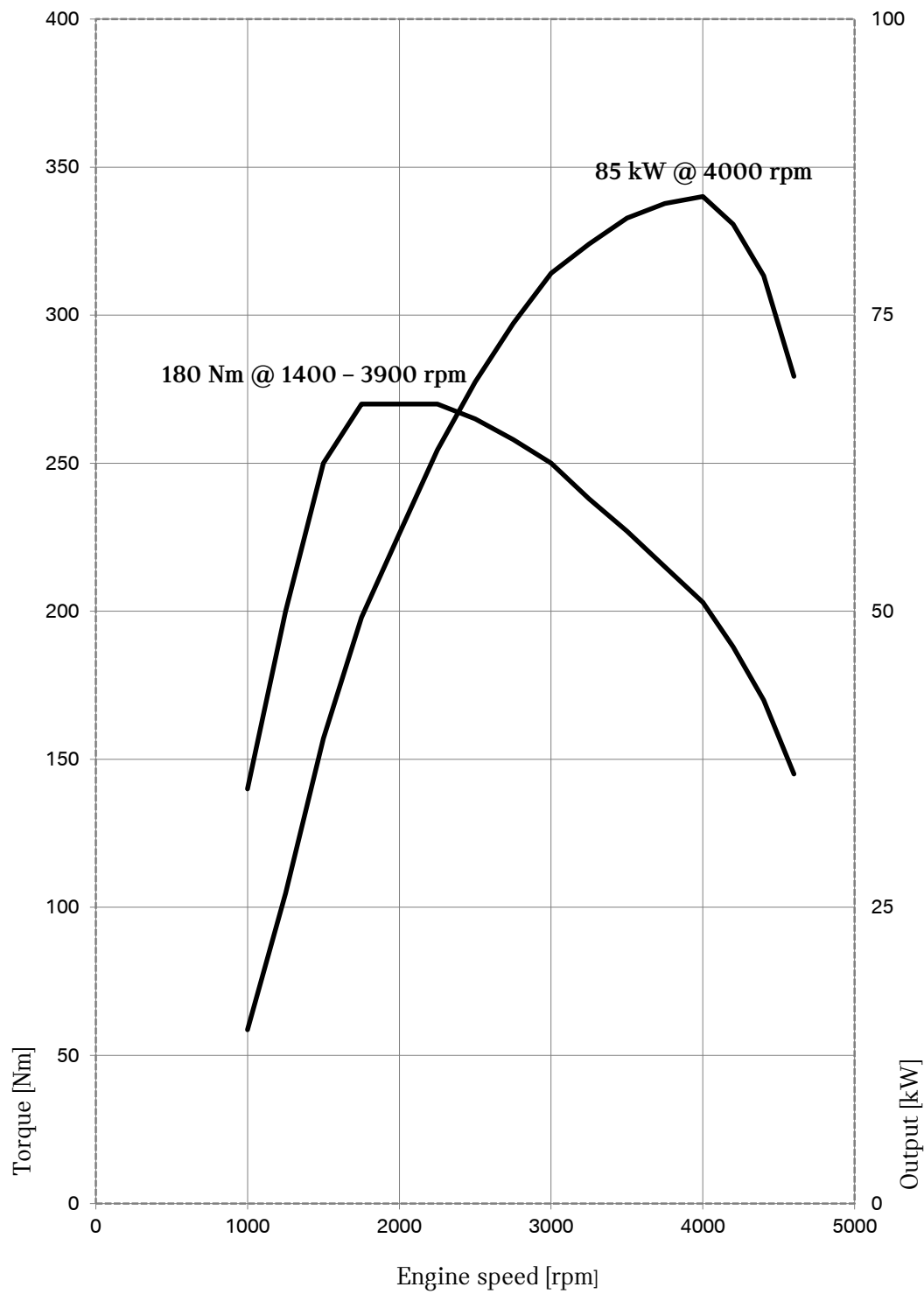
MINI Cooper Convertible



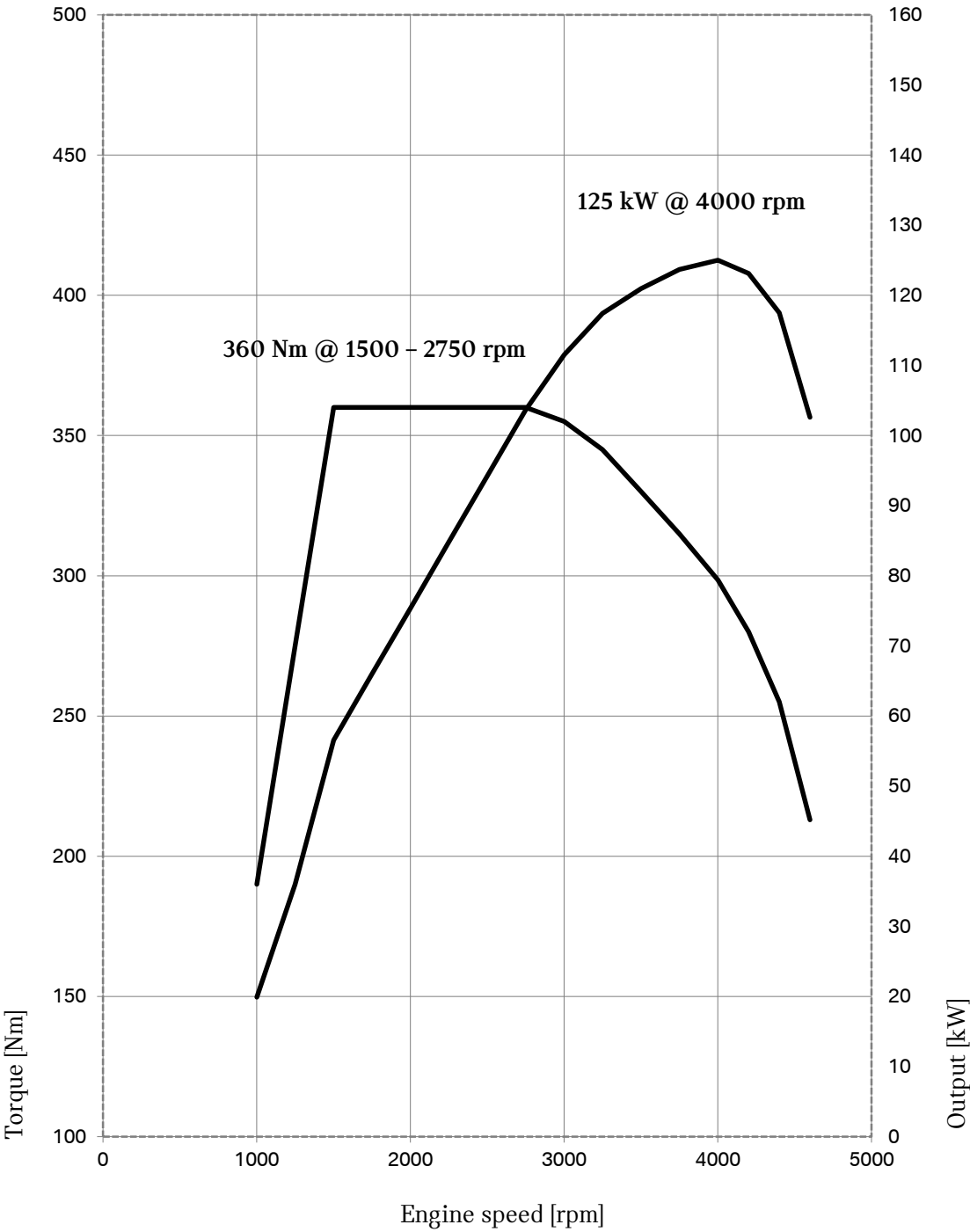
MINI Cooper S Convertible.



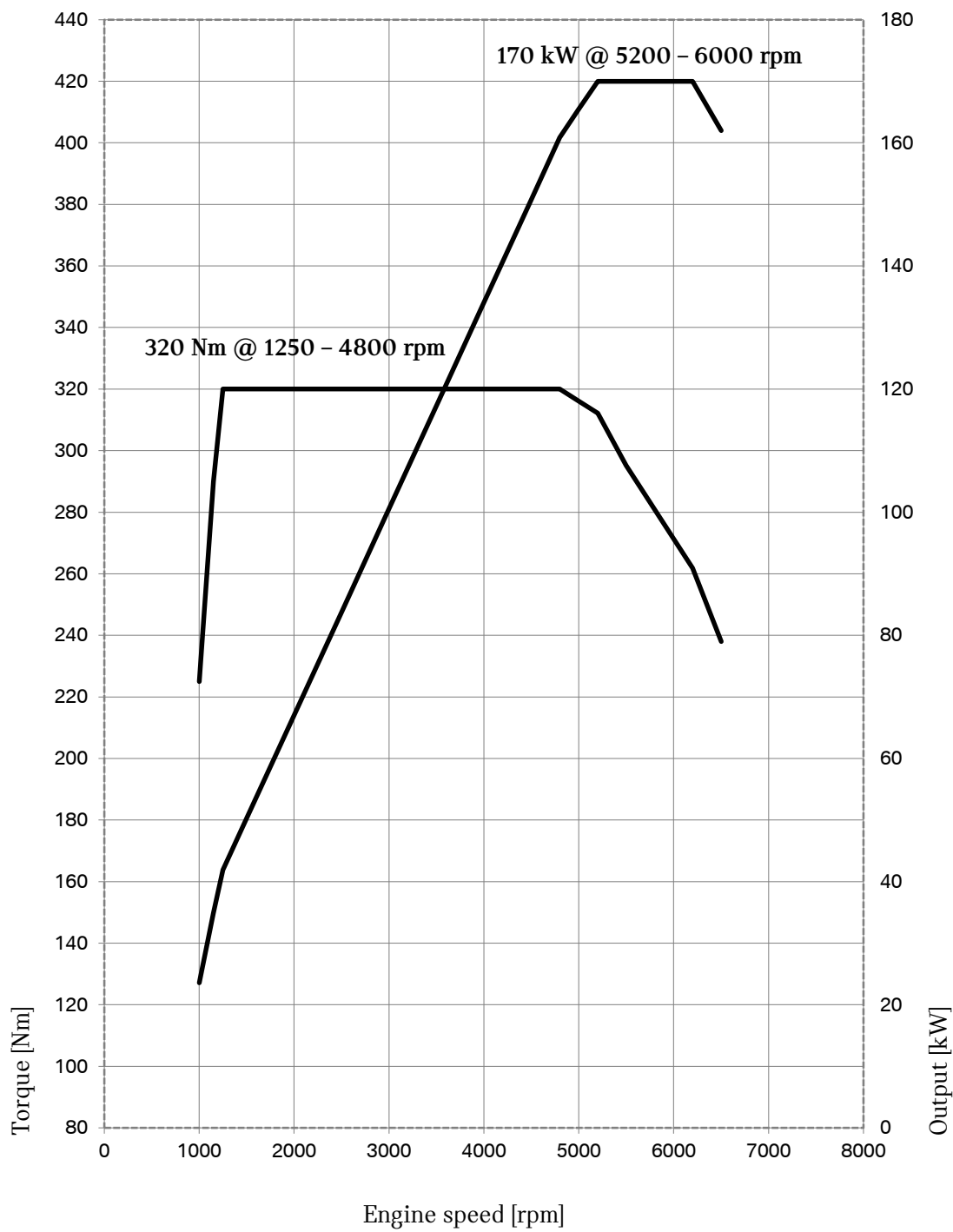
MINI Cooper D Convertible.



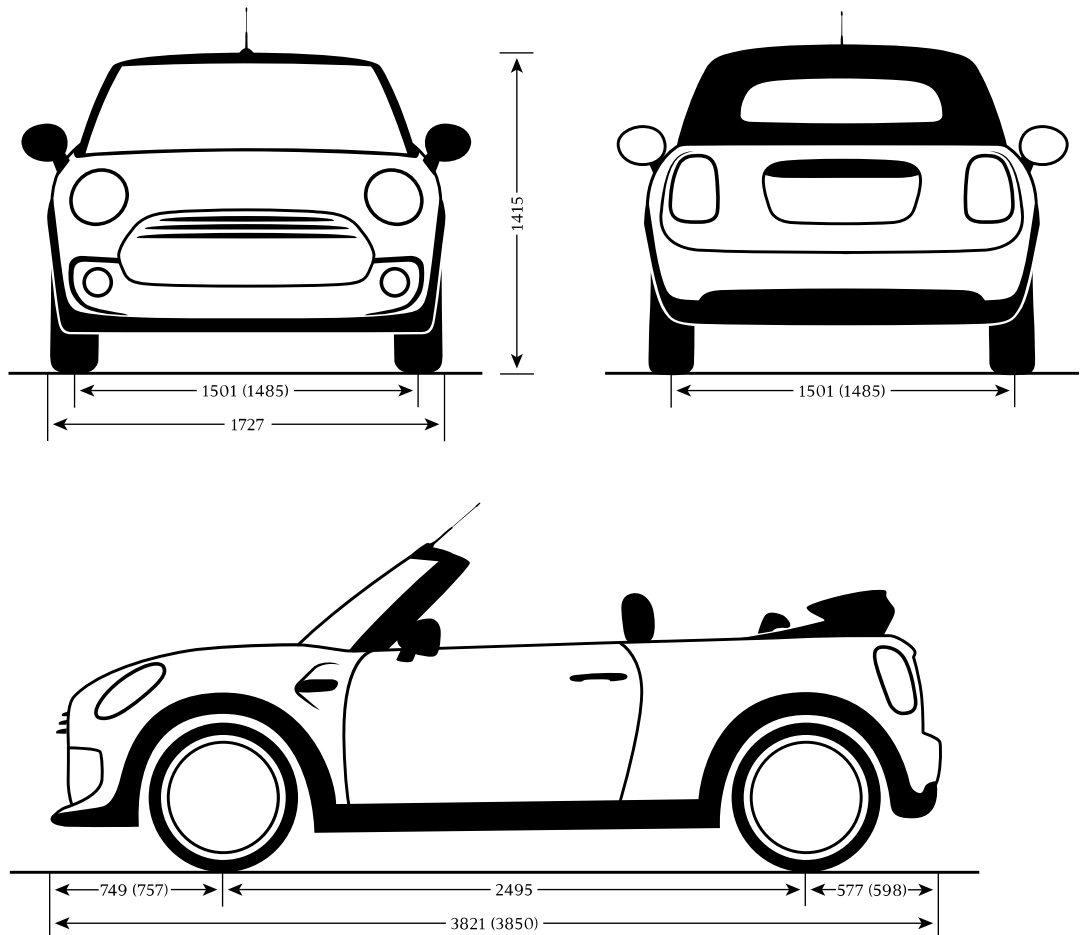
MINI Cooper SD Convertible.



MINI John Cooper Works Convertible.



EXTERIOR DIMENSIONS.



Dimensions shown in millimetres.

(Differing figures for MINI Cooper S Convertible and MINI Cooper SD Convertible in brackets)