

INFOGRAPHICS ON ELECTROMOBILITY. NOVEMBER 2019.

Publisher:
BMW Group
Corporate Communications
Electromobility

Last Update:
26.11.2019

Contact:
presse@bmw.de

ELECTROMOBILITY IN GERMANY. SHARE IN NEW REGISTRATIONS BY BRAND.

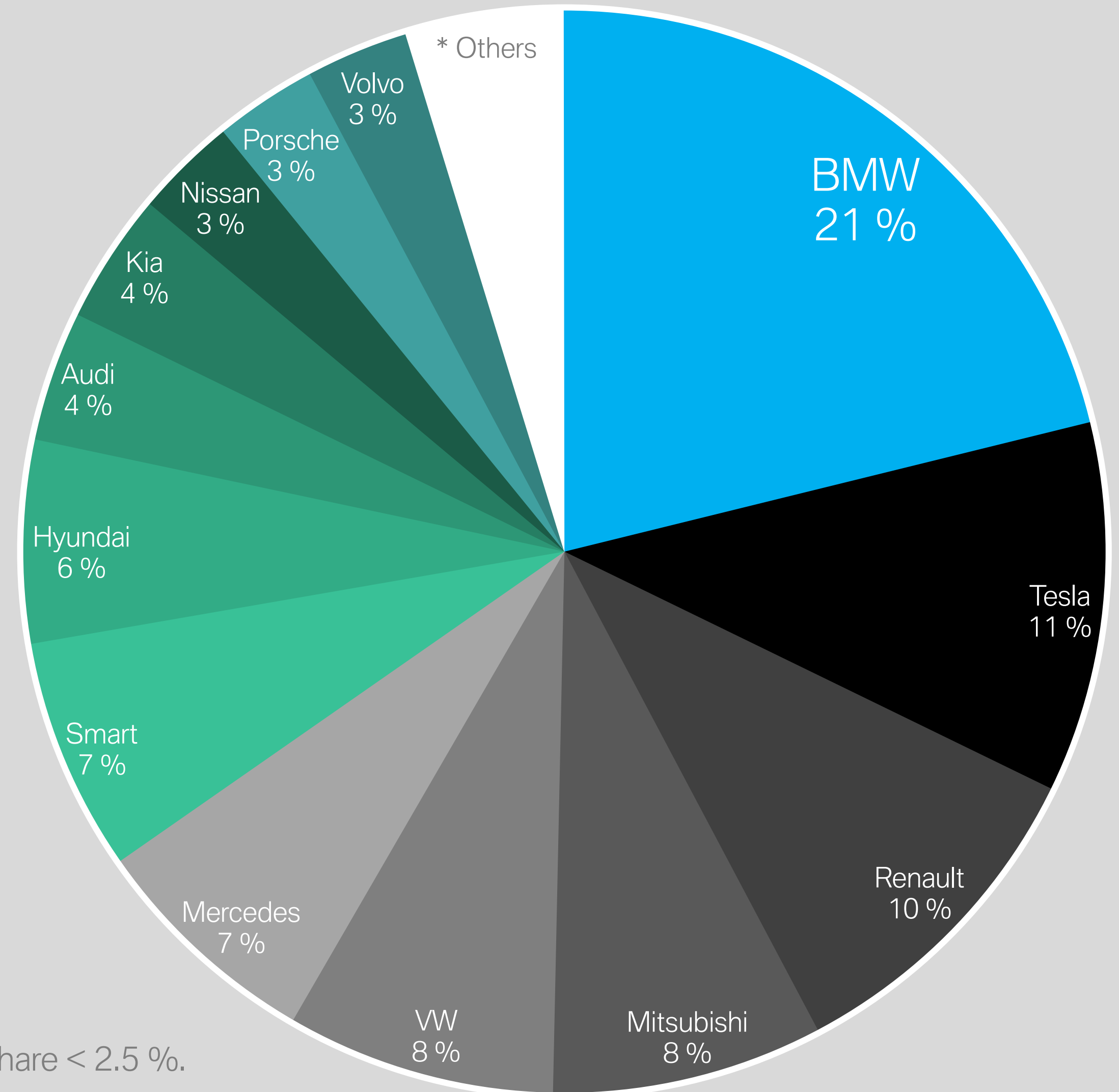
BMW Infographic

Data source:
IHS Markit New Registrations BEV+PHEV combined.
Jan - Oct 2019; Nov 2019 report.

Vehicle Type:
Passenger Cars.

Propulsion:
Electric, Electric w. REX, Electric w/o REX,
PHEV Diesel and PHEV Petrol.

Geography/Country coverage:
Germany.



* Individual share < 2.5 %.

ELECTROMOBILITY IN EUROPE. SHARE IN NEW REGISTRATIONS BY BRAND.

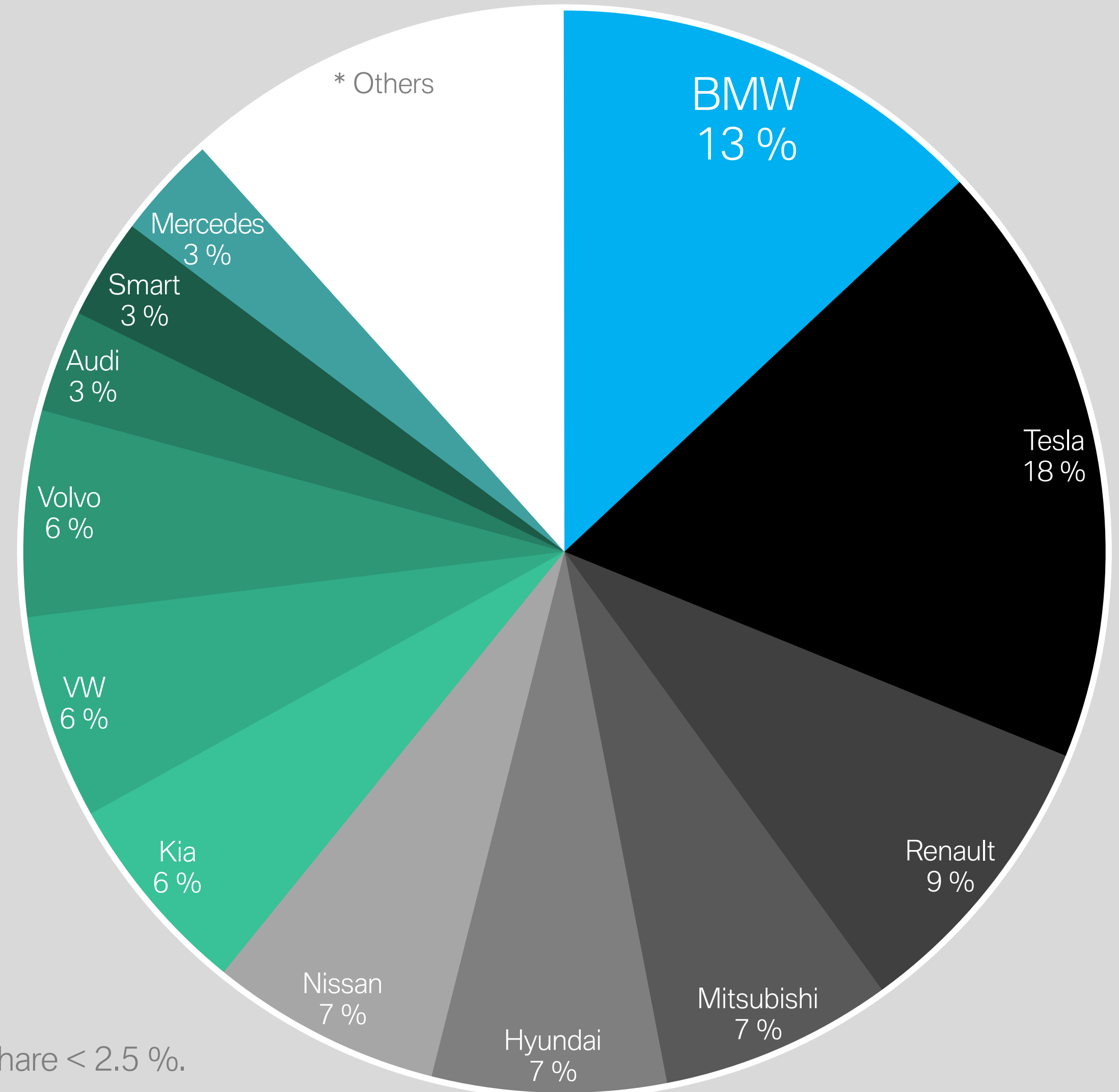
BMW Infographic

Data source:
IHS Markit New Registrations BEV+PHEV combined.
Jan - Oct 2019; Nov 2019 report.

Vehicle Type:
Passenger Cars.

Propulsion:
Electric, Electric w. REX, Electric w/o REX,
PHEV Diesel and PHEV Petrol.

Geography/Country coverage:
Austria, Belgium, Bulgaria, Croatia,
Czech Republic, Denmark, Estonia, Finland, France,
Germany, Greece, Hungary, Iceland, Ireland, Italy, Latvia,
Lithuania, Luxembourg, Malta, Netherlands, Norway,
Poland, Portugal, Romania, Slovakia, Slovenia, Spain,
Sweden, Switzerland, United Kingdom.



* Individual share < 2.5 %.

ELECTROMOBILITY GLOBALLY. SHARE IN NEW REGISTRATIONS BY BRAND.

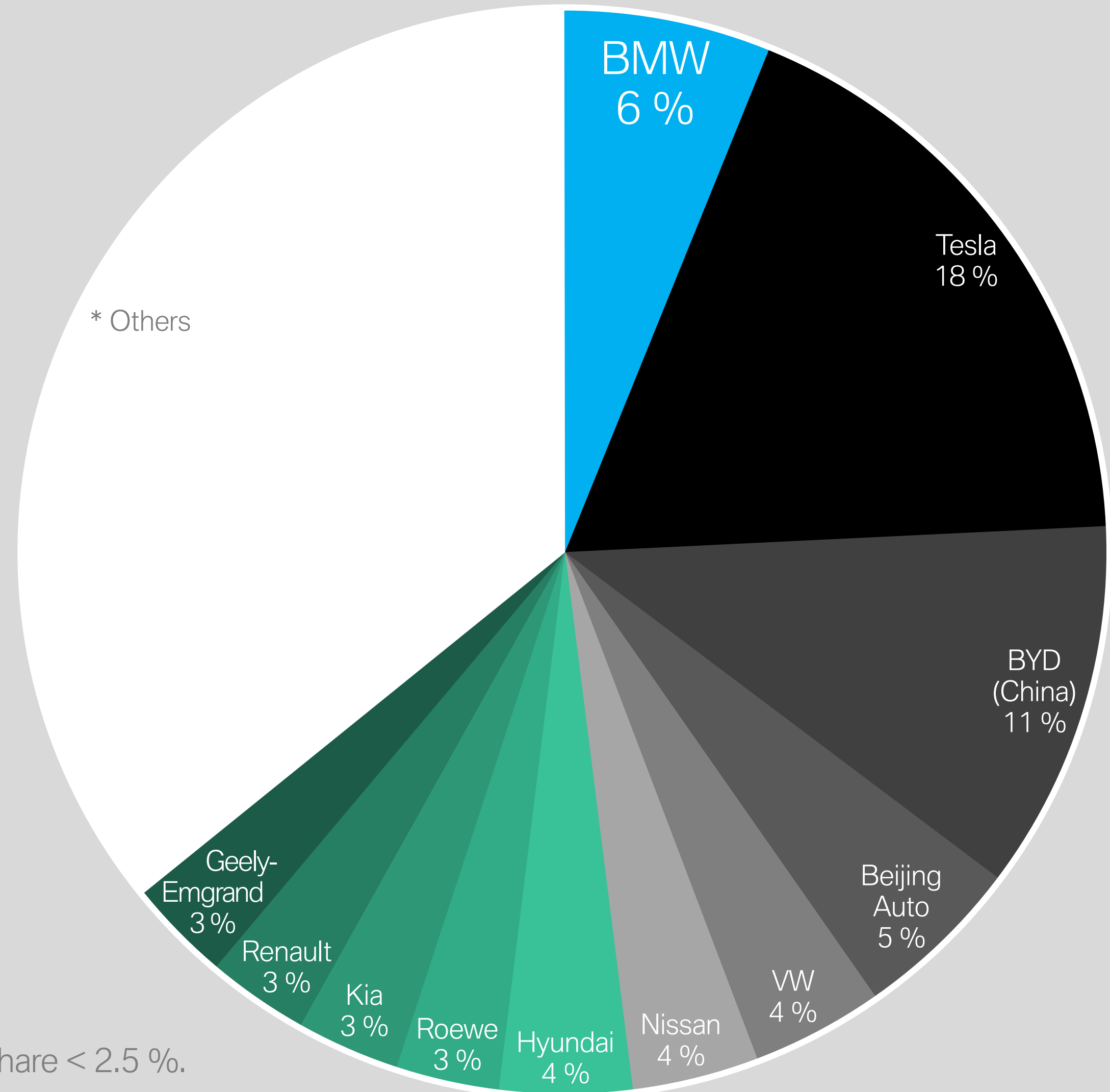
BMW Infographic

Data source:
IHS Markit New Registrations BEV+PHEV combined.
Jan - Oct 2019; Nov 2019 report.

Vehicle Type:
Passenger Cars.

Propulsion:
Electric, Electric w. REX, Electric w/o REX,
PHEV Diesel and PHEV Petrol.

Geography/Country coverage:
Argentina, Australia, Austria, Belgium, Brazil, Bulgaria,
Canada, Chile, China, Croatia, Czech Republic, Denmark,
Estonia, Finland, France, Germany, Greece, Hong Kong,
Hungary, Iceland, India, Indonesia, Ireland, Israel, Italy,
Japan, Latvia, Lithuania, Luxembourg, Malaysia, Malta,
Mexico, Netherlands, New Zealand, Norway, Philippines,
Poland, Portugal, Romania, Russia, Singapore, Slovakia,
Slovenia, South Africa, South Korea, Spain, Sweden,
Switzerland, Taiwan, Thailand, Turkey, United Kingdom,
USA, Venezuela.



* Individual share < 2.5 %.

BMW i3: #1 AS THE ONLY PREMIUM OFFER IN THE COMPACT-EV MARKET GLOBALLY.

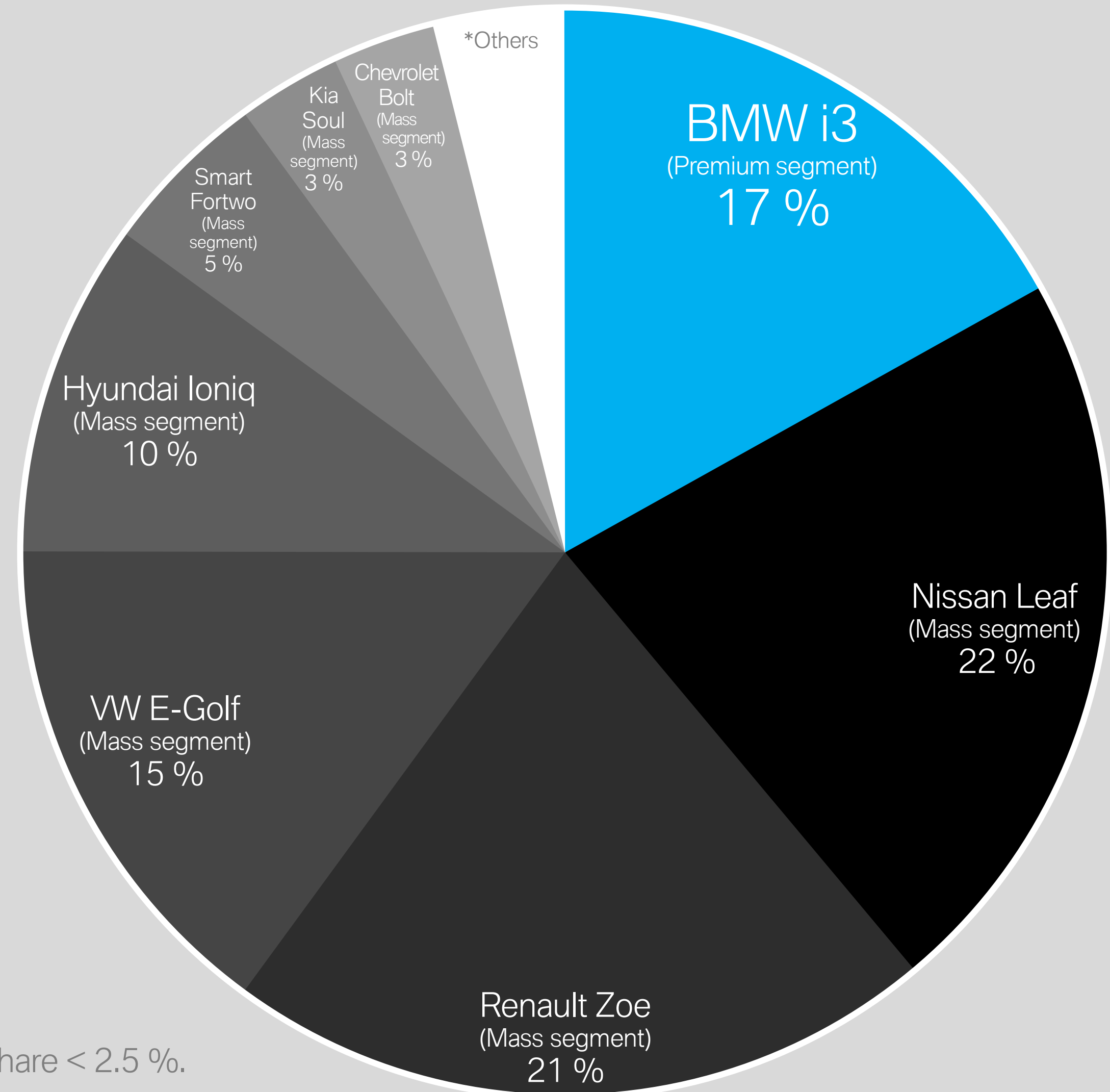
BMW Infographic

Data source:
IHS Markit global new vehicle registrations YTD 11/2019.
Jan - Oct 2019; Nov 2019 report.

Vehicle Type:
Passenger Cars.

Propulsion:
Electric, Electric w. REX, Electric w/o REX,
PHEV Diesel and PHEV Petrol.

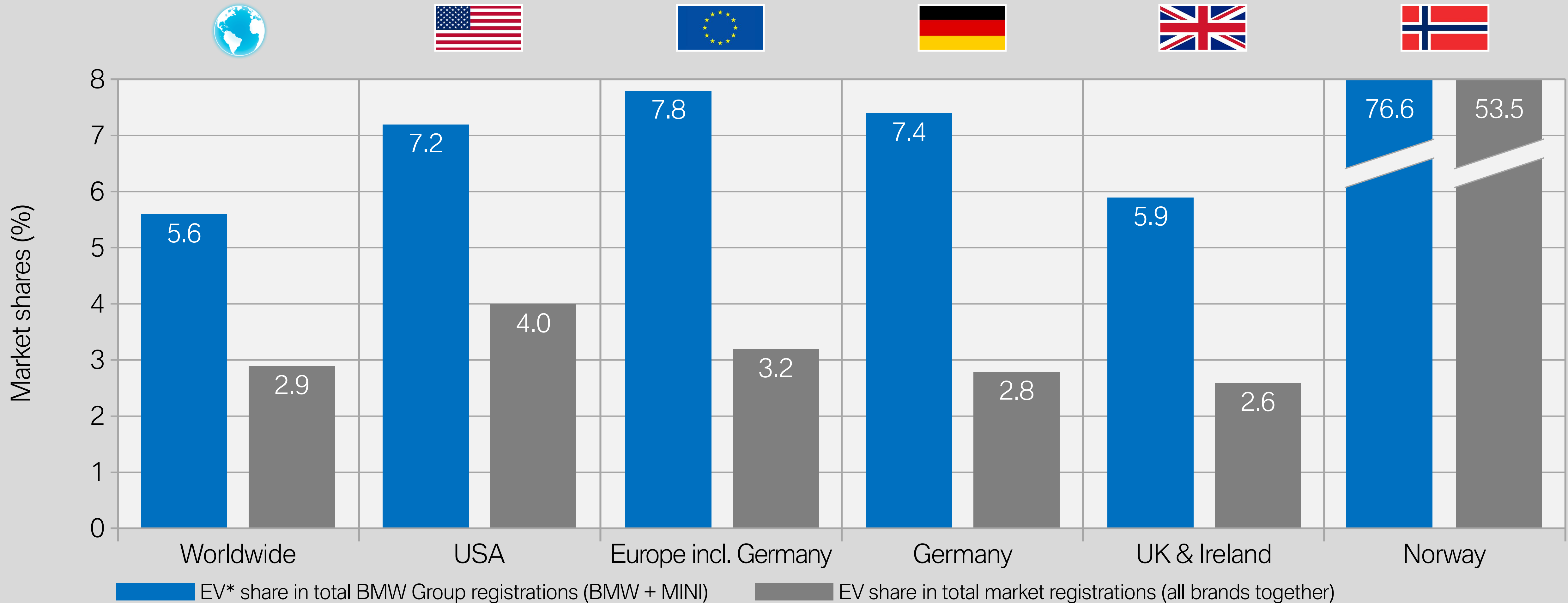
Geography/Country coverage:
Argentina, Australia, Austria, Belgium, Brazil, Bulgaria,
Canada, Chile, China, Croatia, Czech Republic, Denmark,
Estonia, Finland, France, Germany, Greece, Hong Kong,
Hungary, Iceland, India, Indonesia, Ireland, Israel, Italy,
Japan, Latvia, Lithuania, Luxembourg, Malaysia, Malta,
Mexico, Netherlands, New Zealand, Norway, Philippines,
Poland, Portugal, Romania, Russia, Singapore, Slovakia,
Slovenia, South Africa, South Korea, Spain, Sweden,
Switzerland, Taiwan, Thailand, Turkey, United Kingdom,
USA, Venezuela.



* Individual share < 2.5 %.

ELECTROMOBILITY BY COUNTRY. SHARE IN THE EV* SEGMENT. BMW VERSUS MARKET - AVERAGE.

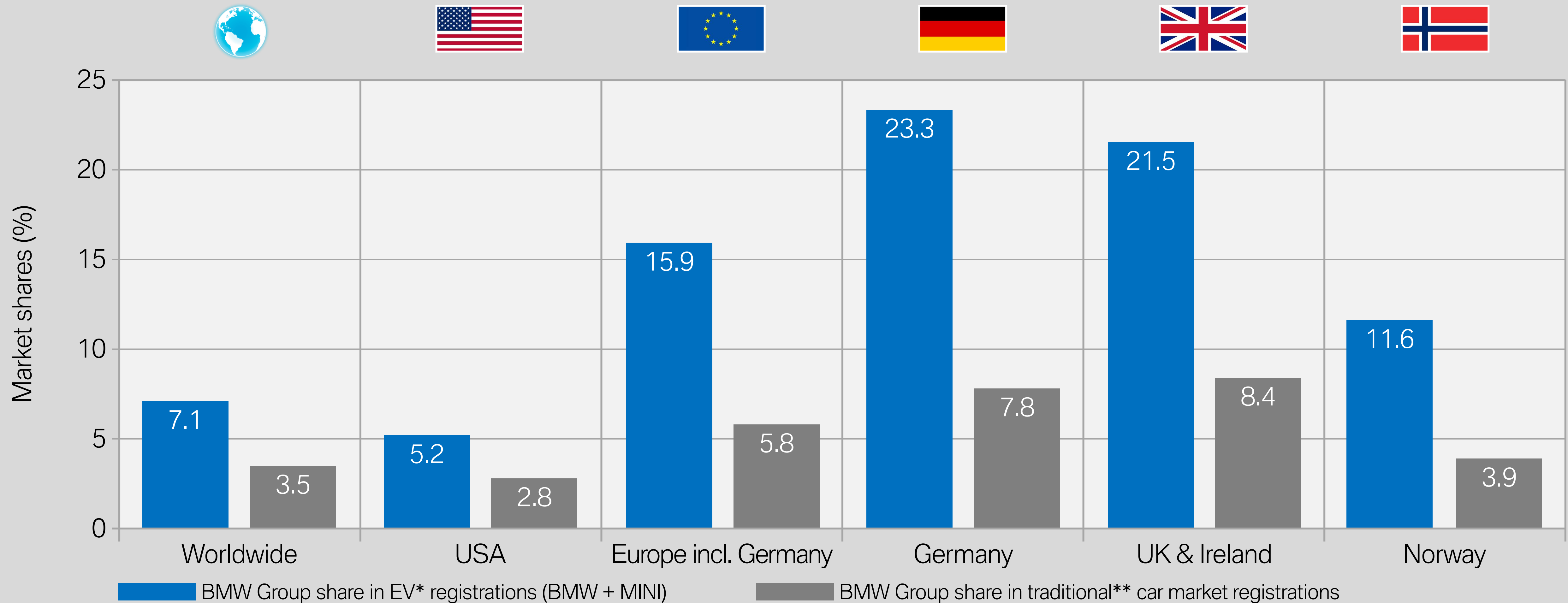
BMW Infographic



Data source: IHS Markit New Registrations Jan - Oct 2019; Nov 2019 report. (See note 4 on last page).

ELECTROMOBILITY BY COUNTRY. SHARE IN NEW REGISTRATIONS. BMW EV* VERSUS BMW ICE**.

BMW Infographic



Data source: IHS Markit New Registrations Jan - Oct 2019; Nov 2019 report. (See note on last page)

INFOGRAPHICS ON ELECTROMOBILITY. NOVEMBER 2019.

Notes

* “EV” means: Battery electric vehicles or Plug-In-Hybrid vehicles.

** “ICE” and “traditional” mean: Internal combustion engine.

Data source:

IHS Markit New Registrations Jan - Oct 2019; Nov 2019 report.

Latest available month varies per country.

Vehicle Type:

Passenger Cars.

Propulsion:

Electric, Electric w. REX, Electric w/o REX,
PHEV Diesel and PHEV Petrol.

Geography/Country coverage:

Argentina, Australia, Austria, Belgium, Brazil, Bulgaria, Canada, Chile, China, Croatia, Czech Republic, Denmark, Estonia, Finland, France, Germany, Greece, Hong Kong, Hungary, Iceland, India, Indonesia, Ireland, Israel, Italy, Japan, Latvia, Lithuania, Luxembourg, Malaysia, Malta, Mexico, Netherlands, New Zealand, Norway, Philippines, Poland, Portugal, Romania, Russia, Singapore, Slovakia, Slovenia, South Africa, South Korea, Spain, Sweden, Switzerland, Taiwan, Thailand, Turkey, United Kingdom, USA, Venezuela.