

Specifications.

The new BMW X3. M40i.



BMW X3 M40i		
Body		
No of doors/seats		5/5
Length/width/height (unladen)	mm	4716/1897/1676
Wheelbase	mm	2864
Track, front/rear	mm	1610/1594
Ground clearance	mm	204
Turning circle	m	12.1
Fuel tank capacity	approx. ltr	65
Engine oil ¹⁾	ltr	6.5
Weight, unladen, to DIN/EU	kg	1810/1885
Max load to DIN	kg	640
Max permissible weight	kg	2455
Max axle load, front/rear	kg	1190/1375
Max trailer load,	kg	2000/750
Braked (12%/unbraked		
Max roofload/max towbar	kg	100/100
download		
Luggage comp capacity	ltr	550–1600
Air resistance	C _d x A	0.33 x 2.65
Power Unit		
Config/No of cyls/valves		in-line/6/4
Engine technology		M Performance TwinPower Turbo technology: TwinScroll turbocharger, High Precision Direct Injection, VALVETRONIC fully variable valve control, Double-VANOS variable camshaft timing
Effective capacity	cc	2998
Stroke/bore	mm	94.6/82.0
Compression ratio	:1	11.0
Fuel		min. RON 91
Max output	kW/hp	265/360
at	rpm	5500–6500
Max torque	Nm/lb-ft	500/369
at	rpm	1520–4800
Electrical System		
Battery/installation	Ah/–	92/ luggage compartment
Driving Dynamics and Safety		
Suspension, front		Aluminium double-joint spring strut axle
Suspension, rear		Five-link axle in lightweight steel construction
Brakes, front		Four-piston fixed-calliper disc brakes / vented
Brakes, rear		Double-piston floating-calliper disc brakes / vented
Driving stability systems		Standard: DSC incl. ABS and DTC (Dynamic Traction Control), CBC (Cornering Brake Control), DBC (Dynamic Brake Control), Dry Braking function, Fading Compensation, Start-Off Assistant, DSC networked with xDrive all-wheel-drive system, Hill Descent Control, Performance Control; optional: Dynamic Damper Control)
Safety equipment		Standard: airbags for driver and front passenger, side airbags for driver and front passenger, head airbags for front and rear seats, three-point inertia-reel seatbelts on all seats with belt stopper, belt latch tensioner and belt force limiter at the front seats, crash sensors, tyre defect indicator
Steering		Electric Power Steering (EPS) est. available from 12/17, variable sport steering
Steering ratio, overall	:1	16.8
Tyres, front/rear		245/45 R20 103W XL 275/40 R20 106W XL
Rims, front/rear		8.0J x 20 light alloy/ 9.5J x 20 light alloy

BMW X3 M40i

Transmission

Type of transmission	8-speed Sport Steptronic		
Gear ratios	I	:1	5.000
	II	:1	3.200
	III	:1	2.143
	IV	:1	1.720
	V	:1	1.314
	VI	:1	1.000
	VII	:1	0.822
	VIII	:1	0.640
	R	:1	3.456
Final drive		:1	3.385

Performance

Power-to-weight ratio	kg/kW	6.8	
Output per litre	kW/ltr	88.4	
0–100 km/h	sec	4.8	
In 5th gear	80–120 km/h	sec	--
Top speed	km/h	250	

BMW EfficientDynamics

BMW EfficientDynamics standard features	Brake Energy Regeneration with recuperation display, Electric Power Steering (EPS), Auto Start Stop function, ECO PRO mode, coasting function, intelligent lightweight construction, optimised aerodynamic attributes, on-demand operation of ancillary units, map-regulated oil pump, detachable a/c compressor, differential with optimised-warm-up behaviour, tyres with reduced rolling resistance
---	--

Fuel Consumption ECE²⁾

Urban	l/100 km	11.1–10.8
Extra-urban	l/100 km	7.0–6.7
Combined	l/100 km	8.4–8.2
CO ₂	g/km	193–188
Emission rating		EU6

Specifications apply to ACEA markets/data relevant to homologation apply in part only to Germany (weight)

¹⁾ Oil change

²⁾ Fuel consumption and CO₂ emissions depend on the selected tyre format

The new BMW X3. xDrive20d, xDrive30d.

		BMW X3 xDrive20d	BMW X3 xDrive30d
Body			
No of doors/seats		5/5	5/5
Length/width/height (unladen)	mm	4708/1891/1676	4708/1891/1676
Wheelbase	mm	2864	2864
Track, front/rear	mm	1620/1636	1620/1636
Ground clearance	mm	204	204
Turning circle	m	12.0	12.0
Fuel tank capacity	app. ltr	60	68
Engine oil ¹⁾	ltr	5.0	6,5
Weight, unladen, to DIN/EU	kg	1750/1825	1820/1895
Max load to DIN	kg	660	660
Max permissible weight	kg	2420	2500
Max axle load, front/rear	kg	1135/1395	1190/1415
Max trailer load, Braked (12%/unbraked)	kg	2000/750	2000/750
Max roofload/max towbar download	kg	100/100	100/100
Luggage comp capacity	ltr	550–1600	550–1600
Air resistance	c _d x A	0.29 x 2.65	0.29 x 2.65
Power Unit			
Config/No of cyls/valves		in-line/4/4	in-line/6/4
Engine technology		BMW TwinPower Turbo technology: variable-geometry turbocharger, common rail direct injection	
Effective capacity	cc	1995	2993
Stroke/bore	mm	90.0/84.0	90.0/84.0
Compression ratio	:1	16.5	16.5
Fuel		diesel	diesel
Max output	kW/hp	140/190	195/265
at	rpm	4000	4000
Max torque	Nm/lb-ft	400/295	620/457
at	rpm	1750–2500	2000–2500
Electrical System			
Battery/installation	Ah/–	80/ luggage compartment	92/ luggage compartment
Driving Dynamics and Safety			
Suspension, front		Aluminium double-joint spring strut axle	
Suspension, rear		Five-link axle in lightweight construction	
Brakes, front		Single-piston floating-calliper disc brakes / vented	
Brakes, rear		Single-piston floating-calliper disc brakes / vented	
Driving stability systems		Standard: DSC incl. ABS and DTC (Dynamic Traction Control), CBC (Cornering Brake Control), DBC (Dynamic Brake Control), Dry Braking function, Fading Compensation, Start-Off Assistant, DSC networked with xDrive all-wheel-drive system, Hill Descent Control, Performance Control; optional: Dynamic Damper Control)	
Safety equipment		Standard: airbags for driver and front passenger, side airbags for driver and front passenger, head airbags for front and rear seats, three-point inertia-reel seatbelts on all seats with belt stopper, belt latch tensioner and belt force limiter at the front seats, crash sensors, tyre defect indicator	
Steering		Electric Power Steering (EPS) est. available from 12/17, variable sport steering	
Steering ratio, overall	:1	16.8	16.8
Tyres, front/rear		225/60 R18 104W XL	225/60 R18 104W XL
Rims, front/rear		7.0J x 18 light alloy	7.0J x 18 light alloy

		BMW X3 xDrive20d	BMW X3 xDrive30d
Transmission			
Type of transmission		8-speed Steptronic	8-speed Steptronic
Gear ratios	I :1	5.000	5.000
	II :1	3.200	3.200
	III :1	2.143	2.143
	IV :1	1.720	1.720
	V :1	1.314	1.313
	VI :1	1.000	1.000
	VII :1	0.822	0.823
	VIII :1	0.640	0.640
	R :1	3.456	3.478
Final drive	:1	3.231	2.813
Performance			
Power-to-weight ratio	kg/kW	12.5	9.3
Output per litre	kW/ltr	70.2	65.2
0–100 km/h	sec	8.0	5.8
In 5th gear	80–120 km/h sec	---	---
Top speed	km/h	213	240
BMW EfficientDynamics			
BMW EfficientDynamics standard features	Brake Energy Regeneration with recuperation display, Electric Power Steering (EPS), Auto Start Stop function, ECO PRO mode, coasting function, intelligent lightweight construction, optimised aerodynamic attributes, on-demand operation of ancillary units, map-regulated oil pump, differential with optimised-warm-up behaviour, tyres with reduced rolling resistance		
Fuel Consumption ECE²⁾			
Urban	l/100 km	5.2–4.9	6.6–6.3
Extra-urban	l/100 km	4.1–3.7	5.7–5.3
Combined	l/100 km	5.4–5.0	6.0–5.7
CO ₂	g/km	142–132	158–149
Emission rating		EU6	EU6

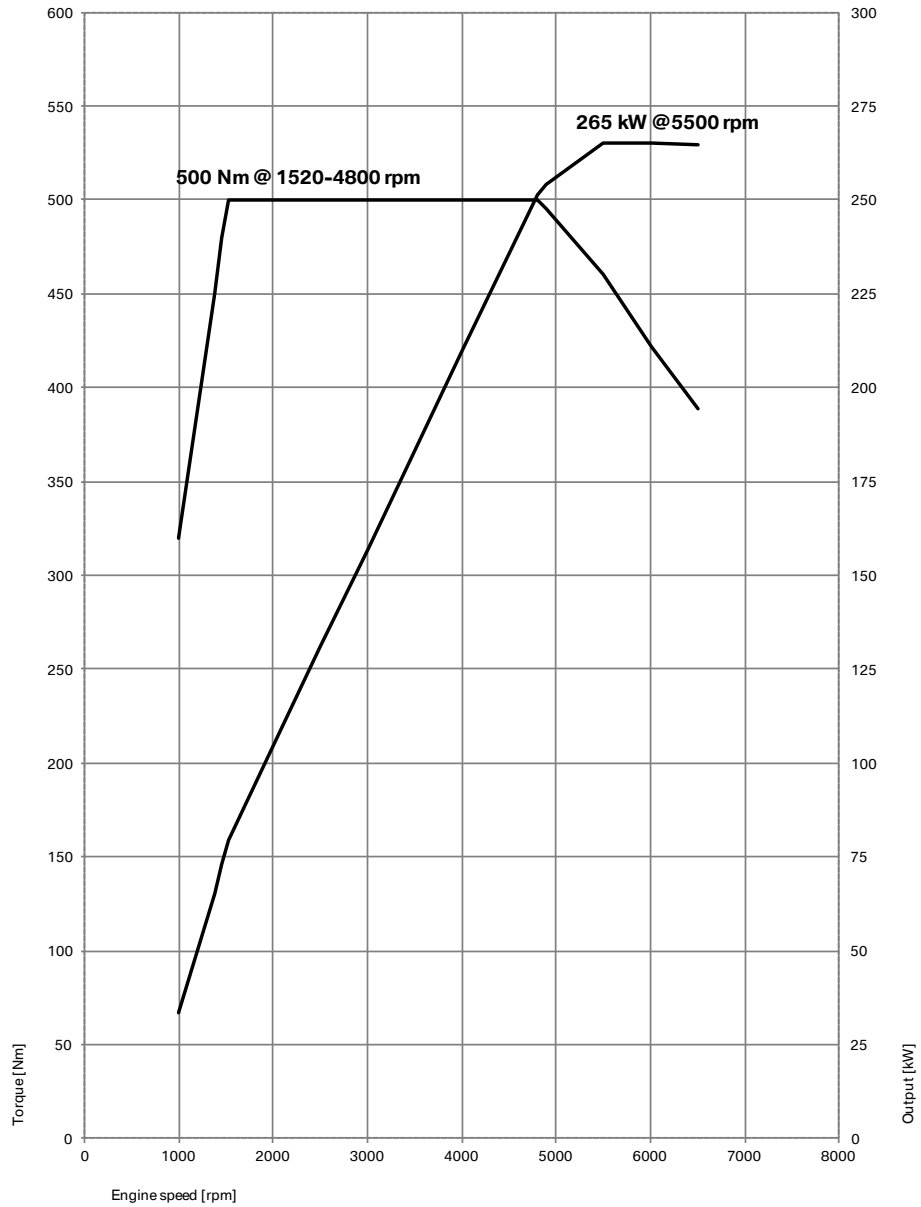
Specifications apply to ACEA markets/data relevant to homologation apply in part only to Germany (weight)

¹⁾ Oil change

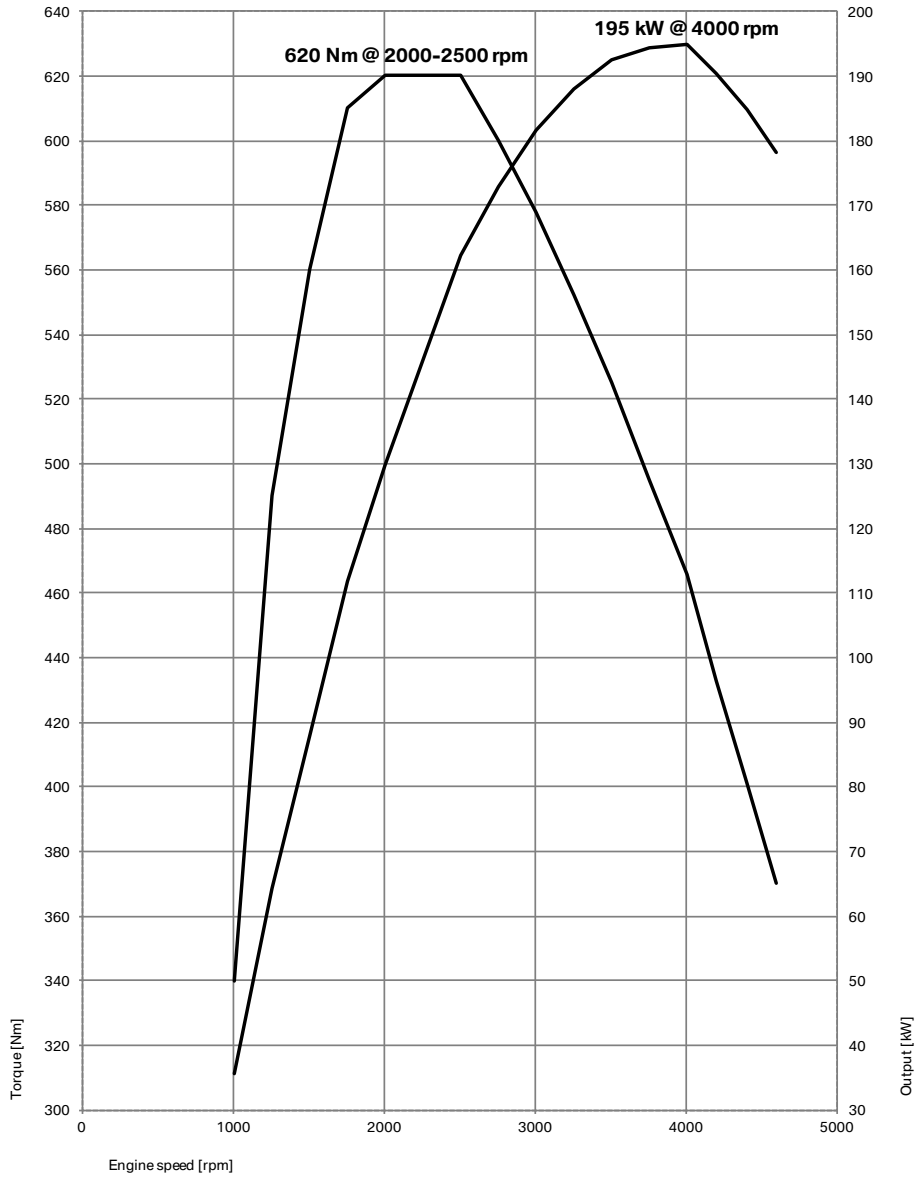
²⁾ Fuel consumption and CO₂ emissions depend on the selected tyre format

Output and torque diagrams

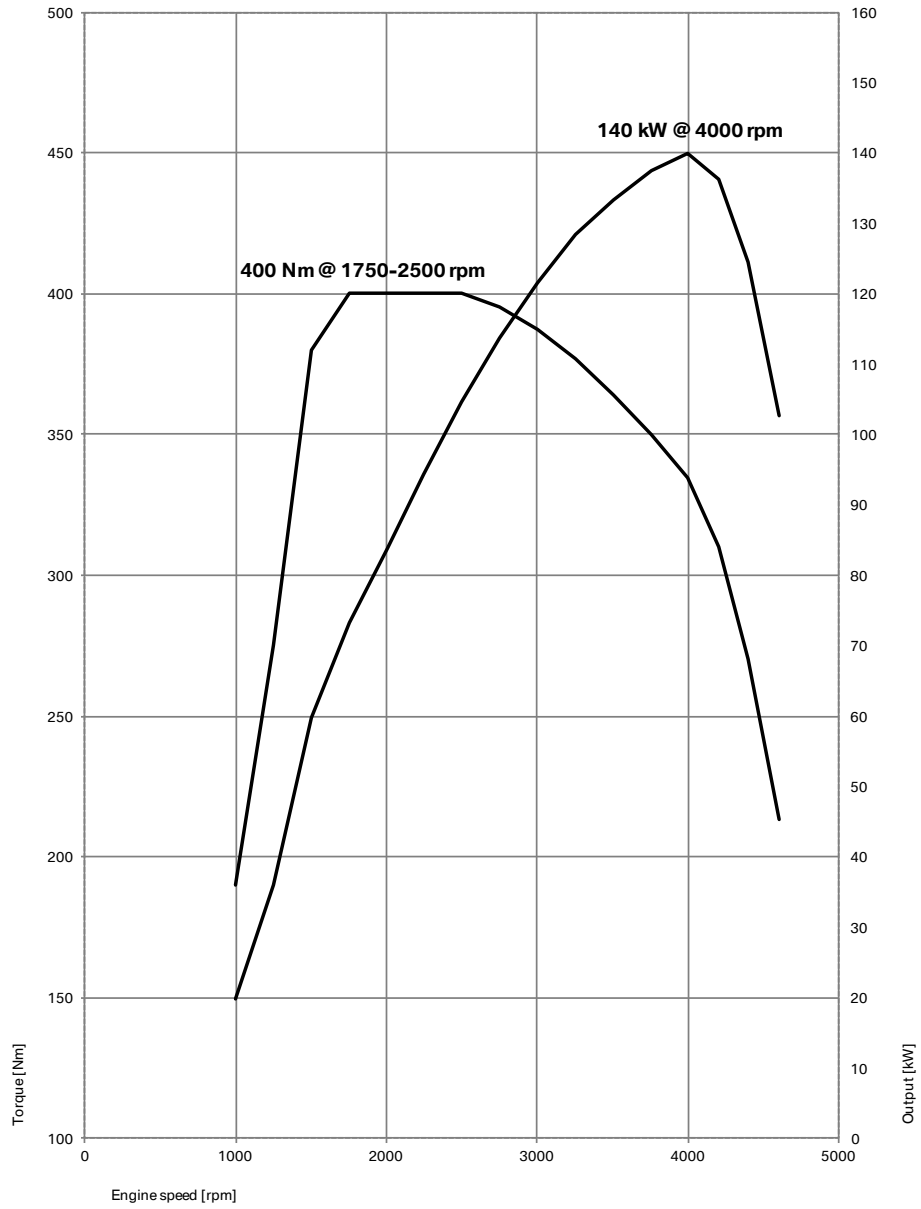
The new BMW X3. M40i.



The new BMW X3. xDrive 30d.



The new BMW X3. xDrive 20d.



Exterior and interior dimensions. The new BMW X3.

