

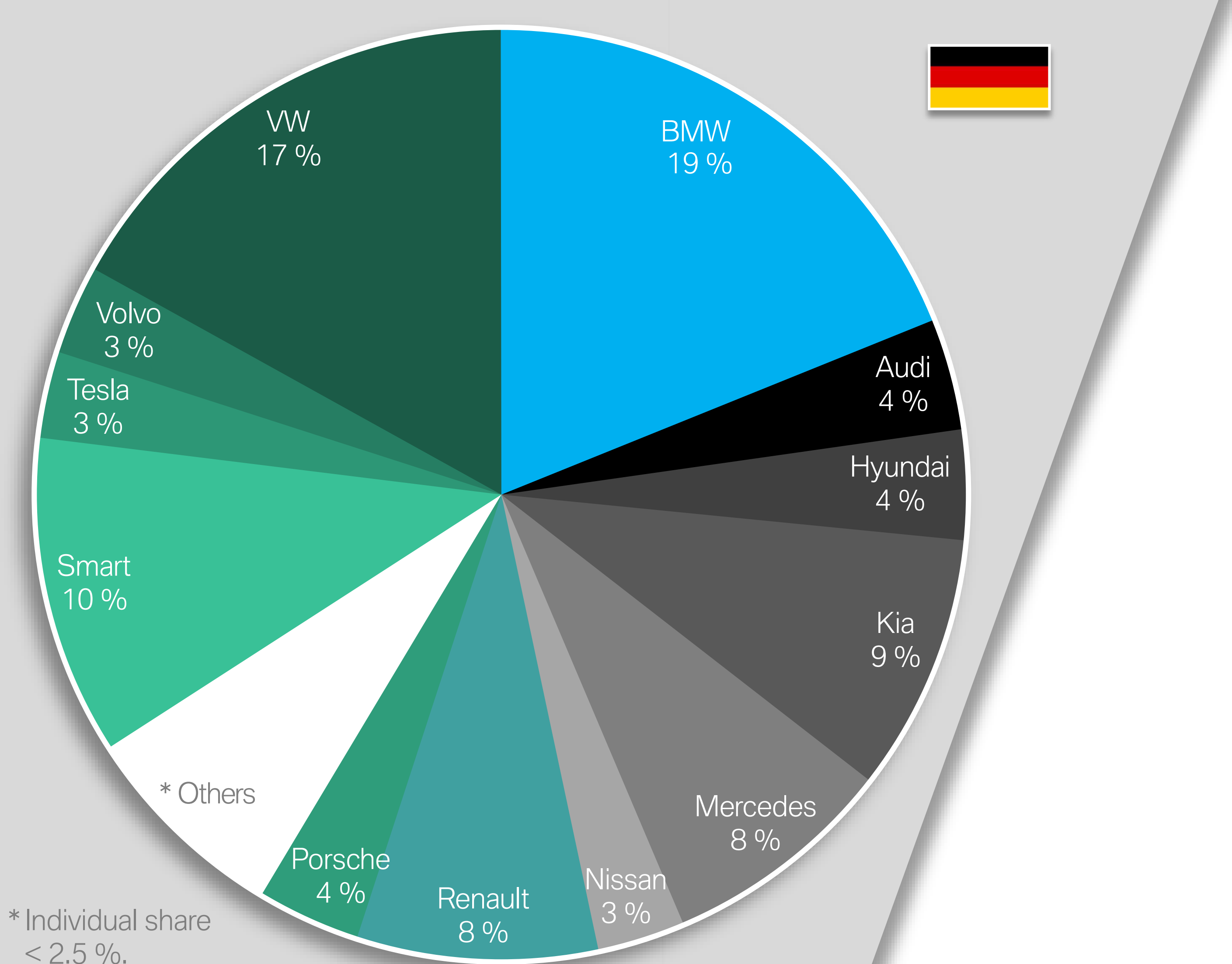
Infographics on Electromobility (November 2018)

Publisher:
BMW Group
Corporate Communications
Electromobility

Last Update:
5.11.2018

Contact:
presse@bmw.de

ELECTROMOBILITY IN GERMANY. SHARE IN NEW REGISTRATIONS BY BRAND.



BMW Infographic

Data source:
IHS Markit New Registrations
2018 ytd 5.11.2018 report.

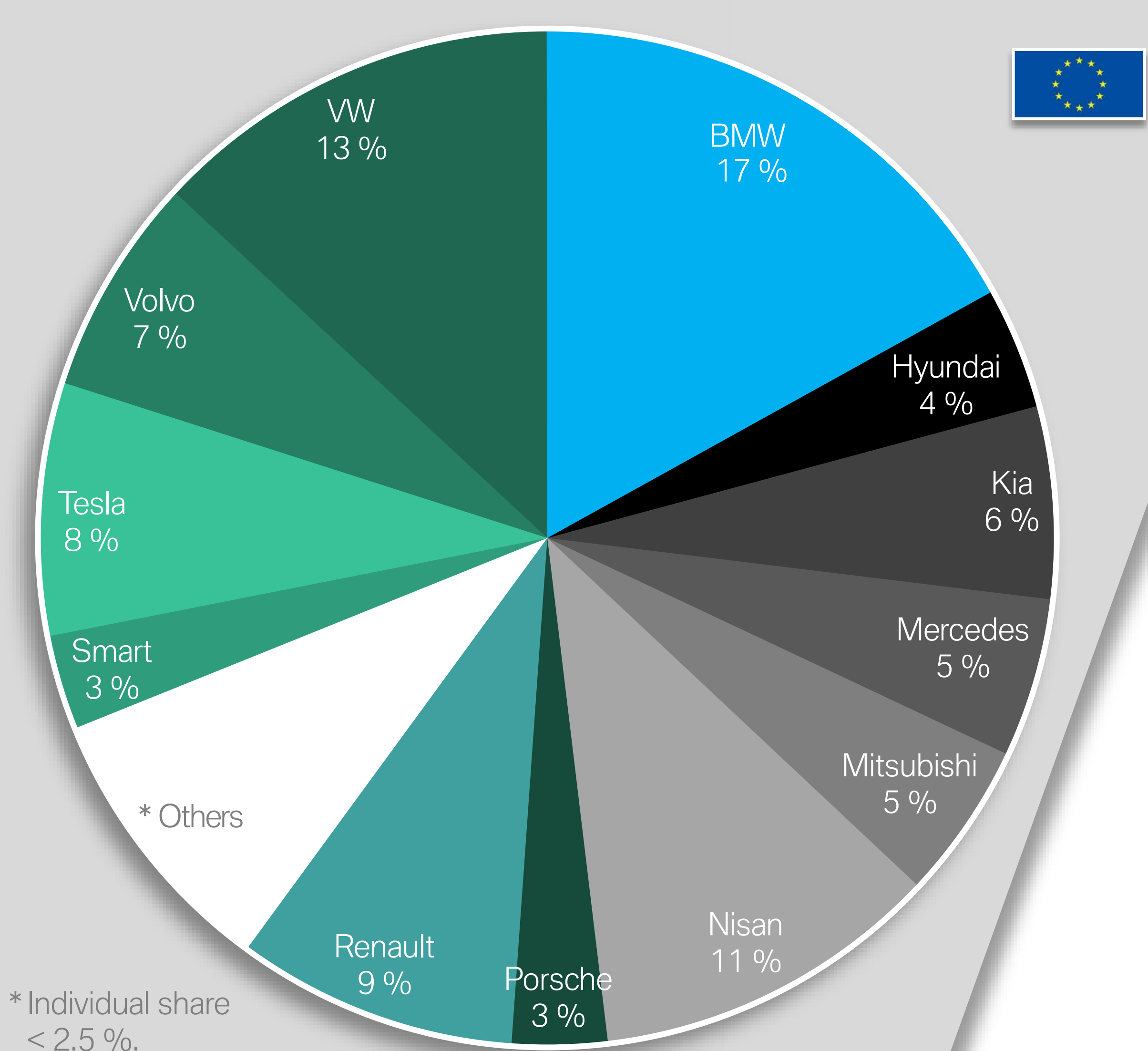
Geography/Country coverage:
Germany

Vehicle Type:
Passenger Cars

Propulsion:
Electric, Electric w. REX, Electric w/o REX,
PHEV Diesel and PHEV Petrol

ELECTROMOBILITY IN EUROPE.

SHARE IN NEW REGISTRATIONS BY BRAND.



BMW Infographic

Data source:
IHS Markit New Registrations
2018 ytd 5.11.2018 report.
Latest available month varies per country.

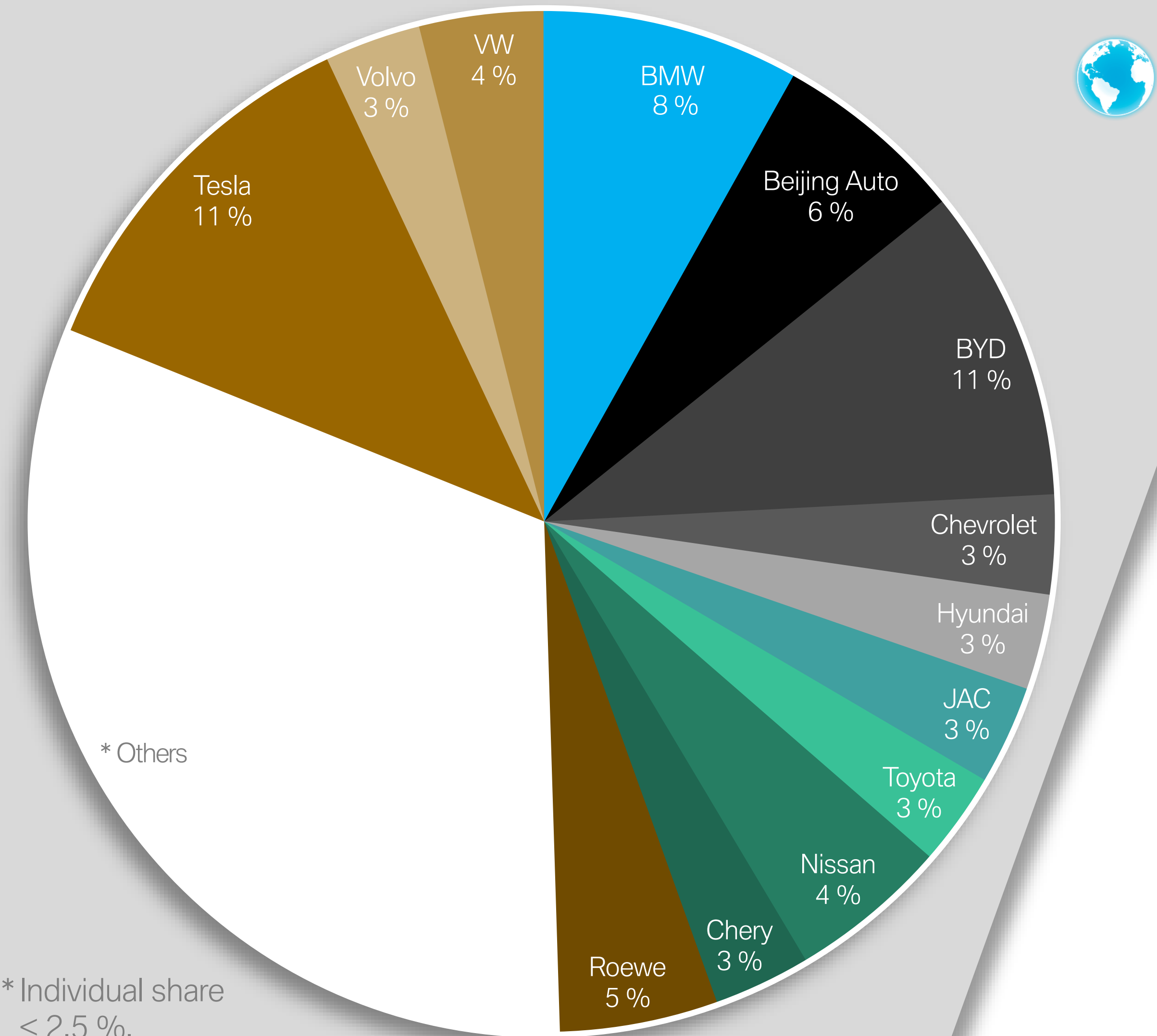
Geography/Country coverage:
Austria, Belgium, Bulgaria, Croatia,
Czech Republic, Denmark, Estonia, Finland,
France, Germany, Greece, Hungary, Iceland,
Ireland, Italy, Latvia, Lithuania, Luxembourg,
Malta, Netherlands, Norway, Poland,
Portugal, Romania, Slovakia, Slovenia,
Spain, Sweden, Switzerland, United
Kingdom.

Vehicle Type:
Passenger Cars

Propulsion:
Electric, Electric w. REX, Electric w/o REX,
PHEV Diesel and PHEV Petrol

ELECTROMOBILITY GLOBALLY.

SHARE IN NEW REGISTRATIONS BY BRAND.



BMW Infographic

Data source:
IHS Markit New Registrations
2018 ytd 5.11.2018 report.
Latest available month varies per country.

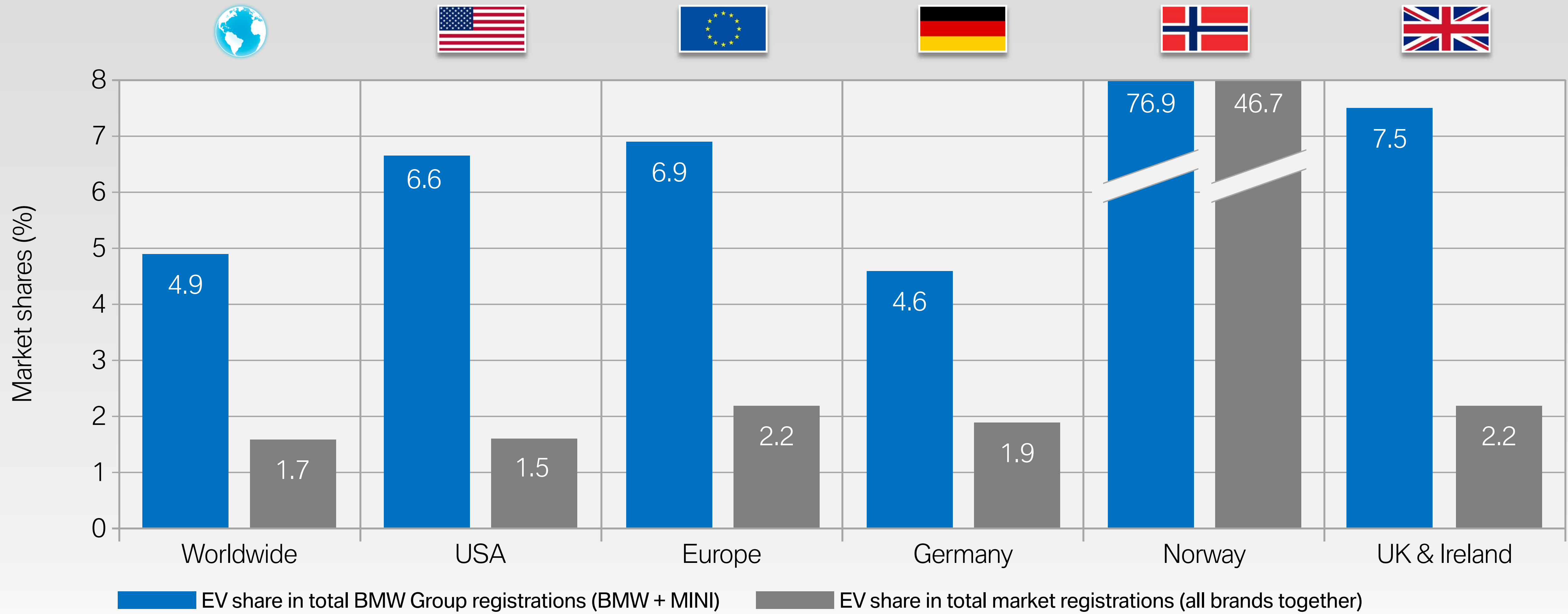
Geography/Country coverage:
Argentina, Australia, Austria, Belgium, Brazil, Bulgaria, Canada, Chile, China, Croatia, Czech Republic, Denmark, Estonia, Finland, France, Germany, Greece, Hong Kong, Hungary, Iceland, India, Indonesia, Ireland, Israel, Italy, Japan, Latvia, Lithuania, Luxembourg, Malaysia, Malta, Mexico, Netherlands, New Zealand, Norway, Philippines, Poland, Portugal, Romania, Russia, Singapore, Slovakia, Slovenia, South Africa, South Korea, Spain, Sweden, Switzerland, Taiwan, Thailand, Turkey, United Kingdom, USA, Venezuela.

Vehicle Type:
Passenger Cars

Propulsion:
Electric, Electric w. REX, Electric w/o REX, PHEV Diesel and PHEV Petrol

ELECTROMOBILITY BY COUNTRY. SHARE IN THE EV* SEGMENT. BMW VERSUS MARKET-AVERAGE.

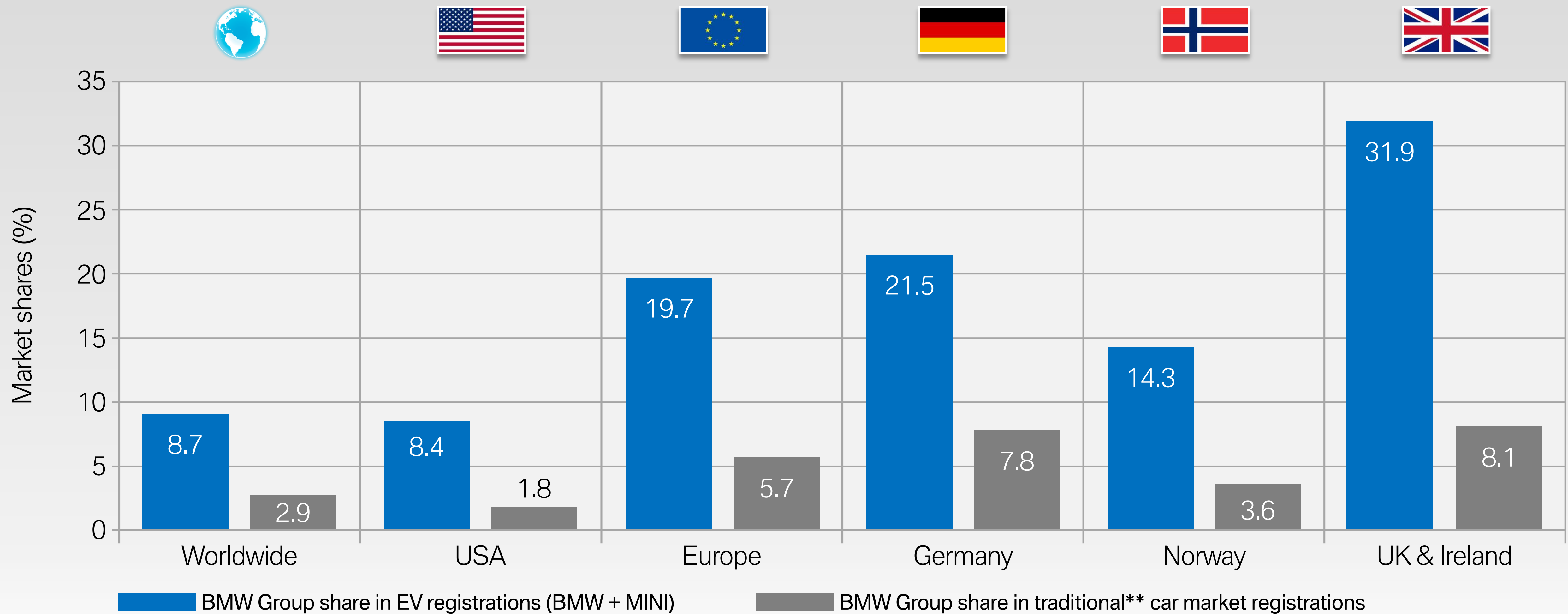
BMW Infographic



Data source: IHS Markit New Registrations 2018 ytd 5.11.2018 report. (See note 4 on last page)

**ELECTROMOBILITY BY COUNTRY.
SHARE IN NEW REGISTRATIONS.
BMW EV* VERSUS BMW ICE**.**

BMW Infographic

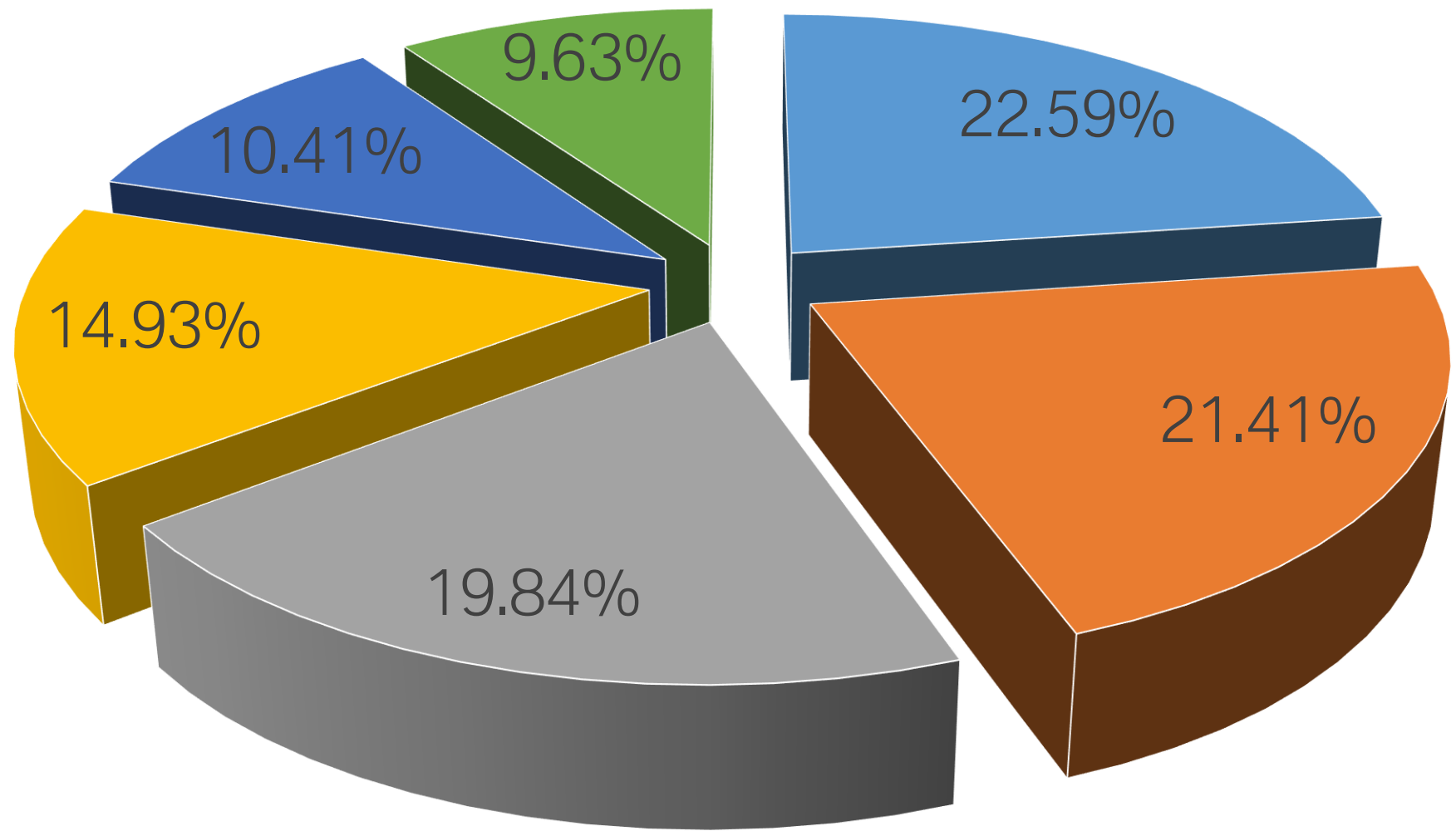


Data source: IHS Markit New Registrations 2018 ytd 5.11.2018 report. (See note 5 on last page)

ELECTRIC CAR SALES IN ROMANIA. REGISTRATIONS JANUARY – OCTOBER 2018.

BMW Infographic

Registration January-October 2018. Electric cars.



■ BMW i3 BEV ■ Renault Zoe ■ smart ■ VW eUp ■ VW eGolf ■ Others

Reg figures APIA Jan-Oct	2018	%
BMW i3 BEV	115	22.86%
Renault Zoe	109	21.67%
smart	101	20.08%
Volkswagen eUp	76	15.11%
Volkswagen eGolf	53	10.54%
Nissan Leaf	22	4.37%
Peugeot	11	2.19%
Tesla	9	1.79%
KIA Soul	4	0.80%
Hyunday Ioniq	1	0.20%
Mercedes B Class	1	0.20%
Mitsubishi i-MiEV	1	0.20%
Total	503	100.00%

Source:
Poliția Română, înmatriculări.

Note (4), (5)

* “EV” means: Battery electric vehicles or Plug-In-Hybrid vehicles

** “ICE” and “traditional” mean: Internal combustion engine

Data source:

IHS Markit New Registrations 2018 ytd 5.11.2018 report.

Latest available month varies per country.

Geography/Country coverage:

Argentina, Australia, Austria, Belgium, Brazil, Bulgaria, Canada, Chile, China, Croatia, Czech Republic, Denmark, Estonia, Finland, France, Germany, Greece, Hong Kong, Hungary, Iceland, India, Indonesia, Ireland, Israel, Italy, Japan, Latvia, Lithuania, Luxembourg, Malaysia, Malta, Mexico, Netherlands, New Zealand, Norway, Philippines, Poland, Portugal, Romania, Russia, Singapore, Slovakia, Slovenia, South Africa, South Korea, Spain, Sweden, Switzerland, Taiwan, Thailand, Turkey, United Kingdom, USA, Venezuela.

Vehicle Type:

Passenger Cars

Propulsion:

Electric, Electric w. REX, Electric w/o REX, PHEV Diesel and PHEV Petrol