

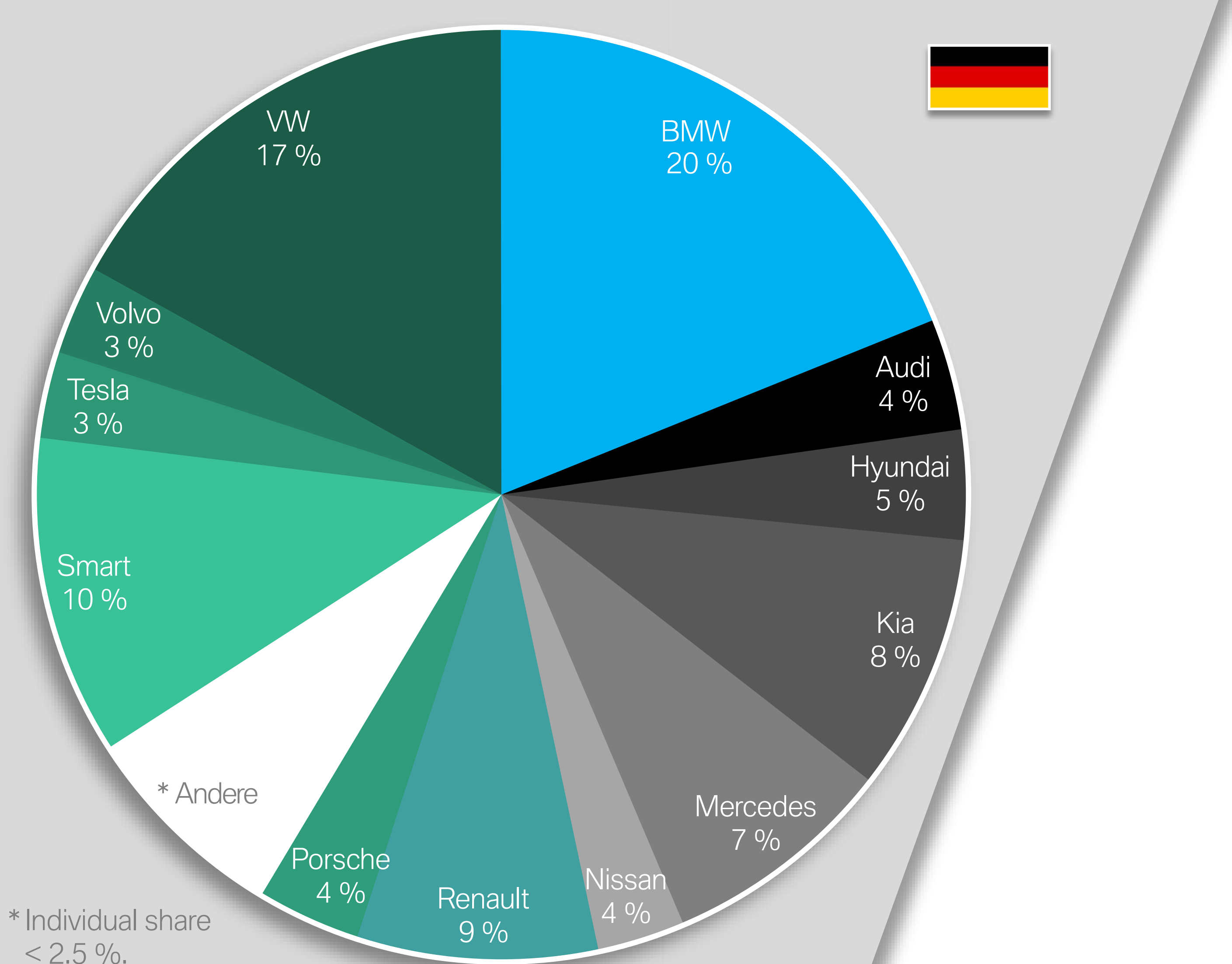
Infographics on Electromobility (January 2019)

Publisher:
BMW Group
Corporate Communications
Electromobility

Last Update:
04.01.2019

Contact:
presse@bmw.de

ELECTROMOBILITY IN GERMANY. SHARE IN NEW REGISTRATIONS BY BRAND.



BMW Infographic

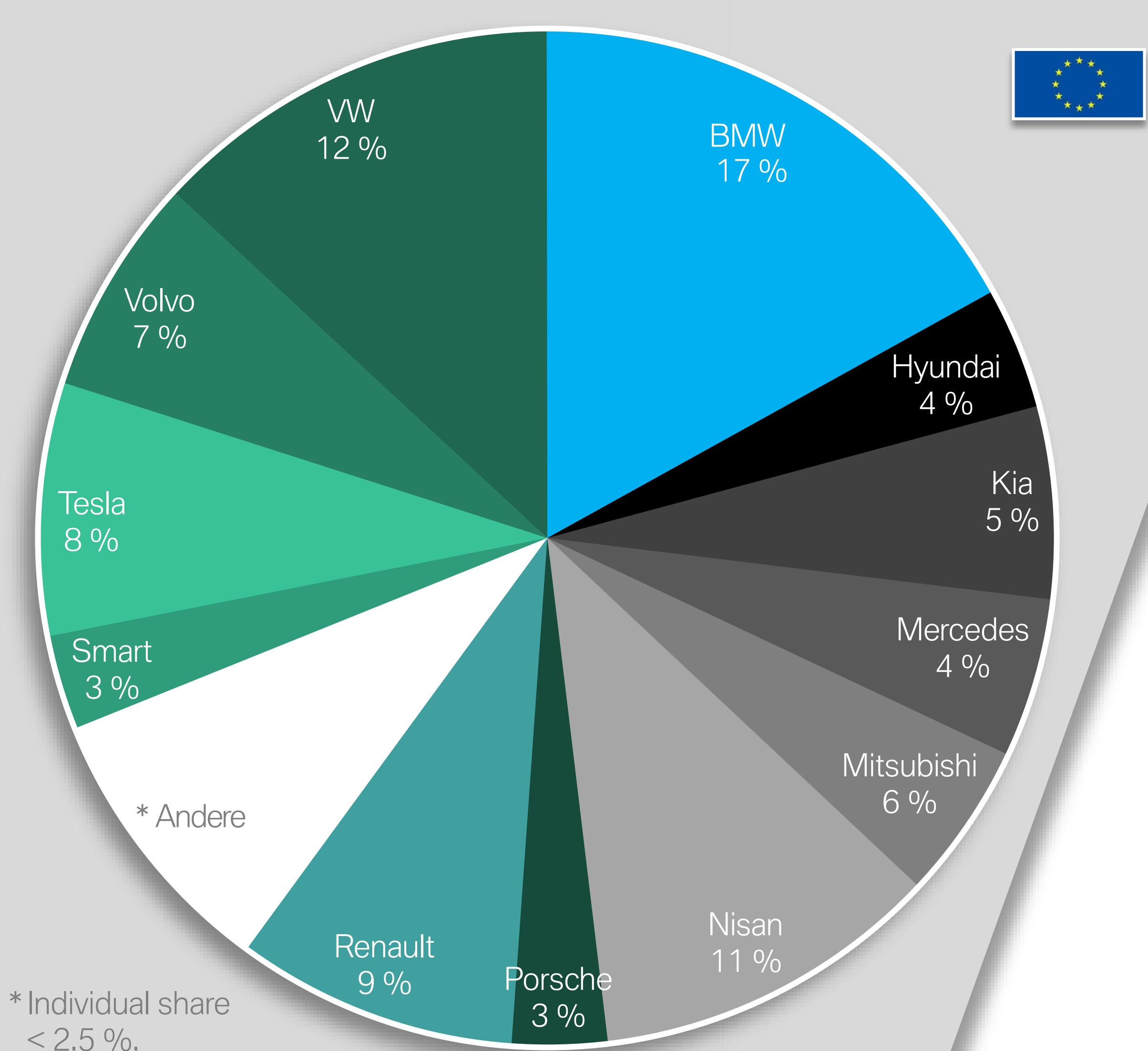
Data source:
IHS Markit New Registrations 2018.
04.01.2019 report.

Geography/Country coverage:
Germany

Vehicle Type:
Passenger Cars

Propulsion:
Electric, Electric w. REX, Electric w/o REX,
PHEV Diesel and PHEV Petrol

ELECTROMOBILITY IN EUROPE. SHARE IN NEW REGISTRATIONS BY BRAND.



BMW Infographic

Data source:
IHS Markit New Registrations 2018.
04.01.2019 report.
Latest available month varies per country.

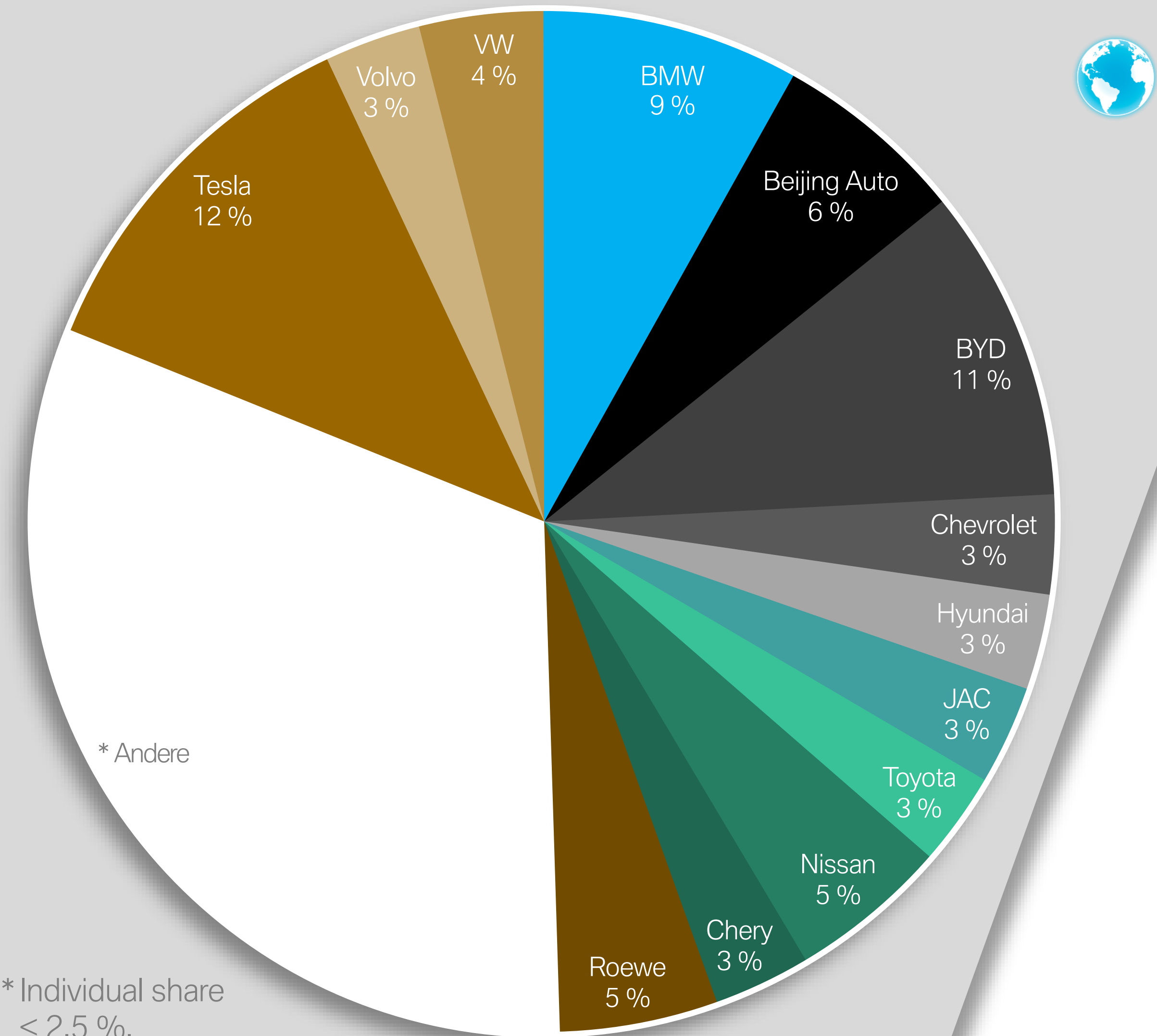
Geography/Country coverage:
Austria, Belgium, Bulgaria, Croatia,
Czech Republic, Denmark, Estonia, Finland,
France, Germany, Greece, Hungary, Iceland,
Ireland, Italy, Latvia, Lithuania, Luxembourg,
Malta, Netherlands, Norway, Poland,
Portugal, Romania, Slovakia, Slovenia,
Spain, Sweden, Switzerland, United
Kingdom.

Vehicle Type:
Passenger Cars

Propulsion:
Electric, Electric w. REX, Electric w/o REX,
PHEV Diesel and PHEV Petrol

ELECTROMOBILITY GLOBALLY.

SHARE IN NEW REGISTRATIONS BY BRAND.



BMW Infographic

Data source:
IHS Markit New Registrations 2018.
04.01.2019 report.
Latest available month varies per country.

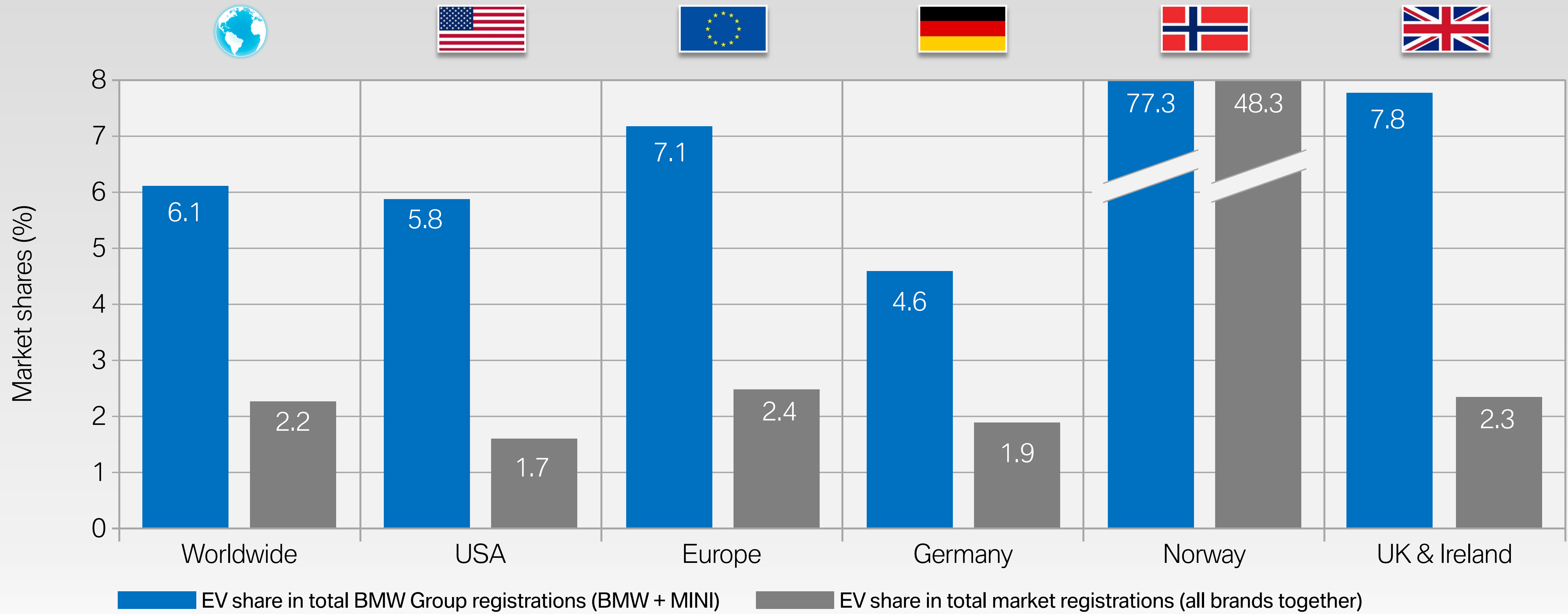
Geography/Country coverage:
Argentina, Australia, Austria, Belgium, Brazil, Bulgaria, Canada, Chile, China, Croatia, Czech Republic, Denmark, Estonia, Finland, France, Germany, Greece, Hong Kong, Hungary, Iceland, India, Indonesia, Ireland, Israel, Italy, Japan, Latvia, Lithuania, Luxembourg, Malaysia, Malta, Mexico, Netherlands, New Zealand, Norway, Philippines, Poland, Portugal, Romania, Russia, Singapore, Slovakia, Slovenia, South Africa, South Korea, Spain, Sweden, Switzerland, Taiwan, Thailand, Turkey, United Kingdom, USA, Venezuela.

Vehicle Type:
Passenger Cars

Propulsion:
Electric, Electric w. REX, Electric w/o REX, PHEV Diesel and PHEV Petrol

ELECTROMOBILITY BY COUNTRY. SHARE IN THE EV* SEGMENT. BMW VERSUS MARKET-AVERAGE.

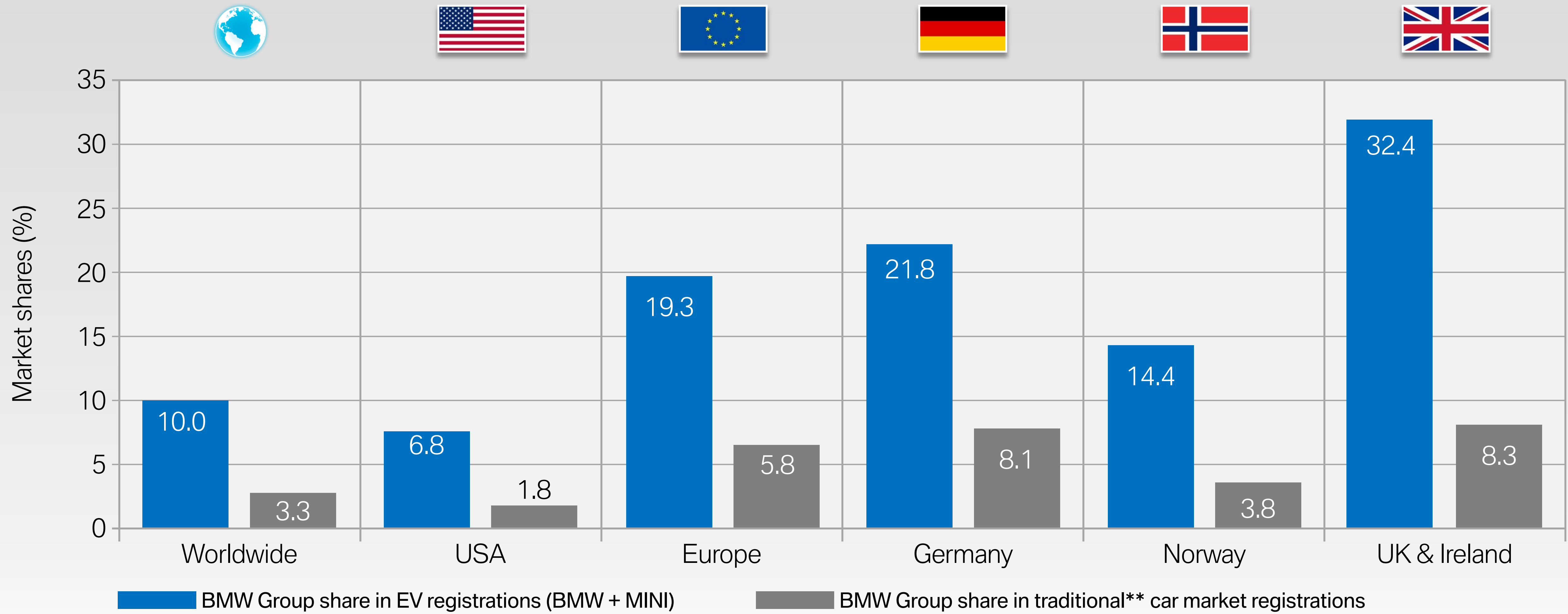
BMW Infographic



Data source: IHS Markit New Registrations 2018. 04.01.2019 report. (See note 4 on last page)

ELECTROMOBILITY BY COUNTRY. SHARE IN NEW REGISTRATIONS. BMW EV* VERSUS BMW ICE**.

BMW Infographic



Data source: IHS Markit New Registrations 2018. 04.01.2019 report. (See note 5 on last page)

Note (4), (5)

* “EV” means: Battery electric vehicles or Plug-In-Hybrid vehicles
** “ICE” and “traditional” mean: Internal combustion engine

Data source:
IHS Markit New Registrations 2018.
04.01.2019 report.
Latest available month varies per country.

Geography/Country coverage:
Argentina, Australia, Austria, Belgium, Brazil, Bulgaria, Canada, Chile, China, Croatia, Czech Republic, Denmark, Estonia, Finland, France, Germany, Greece, Hong Kong, Hungary, Iceland, India, Indonesia, Ireland, Israel, Italy, Japan, Latvia, Lithuania, Luxembourg, Malaysia, Malta, Mexico, Netherlands, New Zealand, Norway, Philippines, Poland, Portugal, Romania, Russia, Singapore, Slovakia, Slovenia, South Africa, South Korea, Spain, Sweden, Switzerland, Taiwan, Thailand, Turkey, United Kingdom, USA, Venezuela.

Vehicle Type:
Passenger Cars

Propulsion:
Electric, Electric w. REX, Electric w/o REX, PHEV Diesel and PHEV Petrol