

The BMW 1 Series  
Coupe

[www.bmw.co.uk](http://www.bmw.co.uk)



The Ultimate  
Driving Machine



# PRICE LIST.

FROM SEPTEMBER 2009.

BMW EfficientDynamics  
Less emissions. More driving pleasure.





# Contents.

4	BMW EfficientDynamics
6	Technical introduction
7	Pricing
8	Standard equipment
10	M Sport
11	Paintwork
12	Interior trim
13	Upholstery
14	Paintwork and upholstery combinations
15	Interior trim and upholstery combinations
16	Colour linked parts
17	Wheels and tyres
19	Optional equipment
35	More about BMW
38	Technical data





# THE NEW BMW 1 SERIES SPORT COUPÉ.

BMW EfficientDynamics   
Less emissions. More driving pleasure.



The new  
BMW 1 Series  
Sport Coupé



The Ultimate  
Driving Machine



# The new BMW 1 Series Sport Coupé.

With near-perfect 50:50 weight distribution, award-winning BMW EfficientDynamics engine technologies and as the only car in its class with rear-wheel drive, the BMW 1 Series already sets the benchmark for dynamic performance, handling and agility.

But with the Sport trim, now available on 120i, 118d and 120d Coupé models, you can enhance this sporting character even further with £1,075 worth of complimentary additional equipment, including:

- 17" Star-spoke style 256 light alloy wheels
- Front foglights for increased safety and visibility
- Heated exterior mirrors and windscreen washer jets
- Network cloth upholstery in Anthracite or Monaco Blue
- Sport leather steering wheel with multi-function controls
- Sport seats with electric side bolster adjustment

Every BMW 1 Series model comes equipped with a range of EfficientDynamics technologies to deliver lower fuel consumption and reduced emissions, without compromising the class-leading performance.

This means for example, that the 118d will cost just £35 in annual road tax, travel over 700 miles on a single tank of fuel on the combined cycle and incur a Benefit-in-Kind rating of just 13%.

The new BMW 1 Series Sport models provide a superior combination of sporting performance, enhanced efficiency and customer value – all adding up to an even more rewarding driving experience.

Model	Power output (hp)	0-62mph (secs)	Combined fuel consumption (mpg)	CO <sub>2</sub> emissions (g/km)	VED band	Insurance group	Basic price (excluding VAT)	VAT	Retail price (including VAT)	On the road price	P11d value	BIK tax rate (2009/2010)
Petrol												
120i Sport	170	7.8 (8.4)	42.8 (42.8)	153 (155)	G (G)	14 / 26	£17,591.30	£2,638.70	£20,230	£21,115	£20,910	18%
Diesel												
118d Sport	143	9.0 (9.1)	62.8 (52.3)	119 (144)	C (F)	12 / 23	£17,156.52	£2,573.48	£19,730	£20,500	£20,410	13%
120d Sport	177	7.6 (7.8)	58.9 (52.3)	128 (144)	D (F)	14 / 26	£18,413.04	£2,761.96	£21,175	£22,030	£21,855	18%

Figures in (brackets) apply to cars with optional automatic transmission.

## Optional equipment\*

The full range of paint colours, upholsterys, interior trims and optional equipment is available for all Sport models, priced as per the corresponding ES model, with the following exceptions:

	Pearlpoint cloth / leather upholstery	Boston leather upholstery
All Sport models	£265	£970

	V-spoke style 141	Star-spoke style 142	Star-spoke style 262	W-spoke style 263	Star-spoke style 264
Wheel size	7 J x 17	7 J x 17 / 7.5 J x 17	7 J x 17 / 7.5 J x 17	7.5 J x 18 / 8 J x 18	7.5 J x 18 / 8.5 J x 18
Tyre size	205/50 R17	205/50 R17 / 225/45 R17	205/50 R17 / 225/45 R17	215/40 R18 / 245/35 R18	215/40 R18 / 245/35 R18
Option code	2KC	2CH	2SL	2WA	2SM
All Sport models	£0	£100	£100	£500	£500

£1,075 saving is calculated based on the cost of specifying the options individually. Please note that images shown may include options available at additional cost.  
\*Please refer to the BMW 1 Series Coupé Price List for full details.

The new  
BMW 1 Series  
Sport Coupé



The Ultimate  
Driving Machine

# This is how much has gone in.

The pleasure you get from driving a BMW is the result of fine engineering – always setting the benchmark because it is based on much more than engine power. This is the thinking behind BMW's programme of EfficientDynamics. A change in philosophy, this programme of technologies helps to make positive changes in reducing CO<sub>2</sub> emissions and improving fuel consumption whilst enhancing driving dynamics. Changes for both today and tomorrow. Today's solutions include Brake Energy Regeneration, an innovative process for harnessing energy previously lost. As for tomorrow – even more advanced technologies to improve emissions and fuel consumption as we move towards BMW's vision of CleanEnergy and the use of hydrogen-powered engines. Nothing lost, but much gained. BMW EfficientDynamics: pushing the boundaries in terms of performance and dynamism – without compromise.

### High-precision direct injection

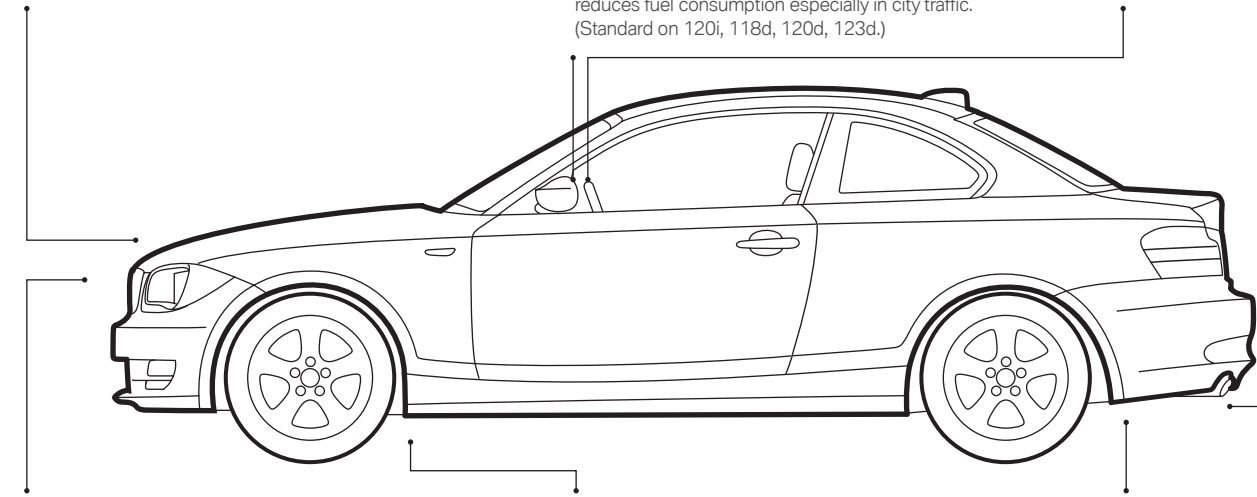
In this cutting-edge generation of petrol direct injection, the Piezo injectors are positioned very close to the spark plugs. They inject the fuel at high pressure and with extreme precision. This ensures an outstanding power to consumption ration. (Standard on 120i, 135i.)

### Auto Start-Stop

BMW four-cylinder engines with six-speed manual transmission automatically shut down when the vehicle is stationary, for example at a red light or in traffic, when the driver shifts to neutral and releases the clutch. The engine restarts as soon as the clutch is activated again. This innovation significantly reduces fuel consumption especially in city traffic. (Standard on 120i, 118d, 120d, 123d.)

### Optimum Shift Indicator

Timely gear shifts are one of the most effective and easiest ways to save fuel. This is where Optimum Shift Indicator in conjunction with six-speed manual transmission comes in. It shows the driver the most fuel-efficient gear to select for any driving situation. (Standard on all models.)



### Active Aerodynamics

Engine management signals the engine's current cooling capacity requirements constantly while driving. Rendering a permanent airstream through the radiator unnecessary. The air vents in front of the radiator open or close depending on the environmental temperature and road speed. When shut they improve aerodynamics, shorten the engine's warm-up time and so reduce fuel consumption. (Standard on 125i SE.)

### Electric Power Steering

In comparison with conventional, hydraulic steering systems, the electrical steering only uses energy during actual steering. When the steering wheel is in a constant position – for example at high speed along the motorway – the electronic motor is inactive. (Standard on 120i, 125i, 118d, 120d, 123d.)

### Brake Energy Regeneration

The alternator disengages automatically when the battery is fully charged, only re-engaging when the battery needs charging. In addition, the system engages automatically when the car's brakes are applied or when coasting, to recycle otherwise wasted energy. (Standard on all models.)

BMW already offers 80 models\* with CO<sub>2</sub> emissions of 140g/km or less. But that's just for starters. We're carrying on our research – in the quest to bring you more driving pleasure and less consumption.

\* In the UK and Republic of Ireland.

Certain BMW EfficientDynamics features may be excluded depending on the optional equipment chosen. Your BMW Dealer will be pleased to provide you with more information.

# And this is what comes out.

# BMW 1 Series Coupé.

Model	Power output (hp)	0-62mph (secs)	Combined fuel consumption (mpg)	CO <sub>2</sub> emissions (g/km)	VED band	Insurance group
Petrol						
120i ES	170	7.8 (8.4)	42.8 (42.8)	153 (155)	G (G)	14 / 26
120i SE	170	7.8 (8.4)	42.8 (42.8)	153 (155)	G (G)	14 / 26
120i M Sport	170	7.8 (8.4)	42.8 (42.8)	153 (155)	G (G)	14 / 26
125i SE	218	6.4 (7.0)	34.4 (34.4)	190 (190)	J (J)	16 / 32
125i M Sport	218	6.4 (7.0)	34.4 (34.4)	190 (190)	J (J)	16 / 32
135i M Sport	306	5.3 (5.4)	30.7 (30.7)	220 (221)	K (K)	17 / 34
Diesel						
118d ES	143	9.0 (9.1)	62.8 (52.3)	119 (144)	C (F)	12 / 23
118d SE	143	9.0 (9.1)	62.8 (52.3)	119 (144)	C (F)	12 / 23
118d M Sport	143	9.0 (9.1)	62.8 (52.3)	119 (144)	C (F)	12 / 23
120d ES	177	7.6 (7.8)	58.9 (52.3)	128 (144)	D (F)	14 / 26
120d SE	177	7.6 (7.8)	58.9 (52.3)	128 (144)	D (F)	14 / 26
120d M Sport	177	7.6 (7.8)	58.9 (52.3)	128 (144)	D (F)	14 / 27
123d SE	204	7.0 (7.1)	54.3 (50.4)	138 (148)	E (F)	16 / 32
123d M Sport	204	7.0 (7.1)	54.3 (50.4)	138 (148)	E (F)	16 / 32

## Prices and specifications

BMW (UK) Limited reserves the right to alter prices and specifications without notice. BMW (UK) Limited has made every effort to ensure the accuracy of information but does not accept liability for any errors or omissions.

**Key**      Figures in (brackets) apply to cars with automatic transmission.  
Insurance group figures refer to – 20 Group Rating System / 50 Group Rating System.

Basic price (excluding VAT)	VAT	Retail price (including VAT)	On the road price		P11d value	BIK tax rate (2009 / 2010)
£17,591.30	£2,638.70	£20,230	<b>£21,115</b>		£20,910	18%
£18,686.96	£2,803.04	£21,490	<b>£22,375</b>		£22,170	18%
£20,091.30	£3,013.70	£23,105	<b>£23,990</b>		£23,785	18%
£19,482.61	£2,922.39	£22,405	<b>£23,355</b>		£23,085	26%
£21,065.22	£3,159.78	£24,225	<b>£25,175</b>		£24,905	26%
£24,926.09	£3,738.91	£28,665	<b>£29,615</b>		£29,345	32%
£17,156.52	£2,573.48	£19,730	<b>£20,500</b>		£20,410	13%
£18,252.17	£2,737.83	£20,990	<b>£21,760</b>		£21,670	13%
£19,656.52	£2,948.48	£22,605	<b>£23,375</b>		£23,285	13%
£18,413.04	£2,761.96	£21,175	<b>£22,030</b>		£21,855	18%
£19,508.70	£2,926.30	£22,435	<b>£23,290</b>		£23,115	18%
£20,913.04	£3,136.96	£24,050	<b>£24,905</b>		£24,730	18%
£20,947.83	£3,142.17	£24,090	<b>£24,945</b>		£24,770	18%
£22,165.22	£3,324.78	£25,490	<b>£26,345</b>		£26,170	18%

## VED rates

Annual VED rates for brand new cars are determined by their CO<sub>2</sub> emission figure.

BMW 1 Series Coupé models fall into one of the seven categories listed below:

CO <sub>2</sub> emissions g/km	Band C 111-120	Band D 121-130	Band E 131-140	Band F 141-150	Band G 151-165	Band J 186-200	Band K 201-225
Vehicle Excise Duty	£35	£120	£120	£125	£150	£215	£215

## On the road price

The recommended on the road price includes:

Delivery and BMW Emergency Service	£655
Number plates	£25
Vehicle first registration fee	£55
Vehicle Excise Duty (12 months)	See left





118d ES, 120d ES

Engine

- Diesel Particulate Filter (DPF)
- Digital Diesel Electronics (DDE)
- Four-cylinder in-line diesel engine with common-rail technology
- Incorrect fuelling protection system
- Oil level sensor with dipstick
- Turbo

Transmission

- Gear lever, short-shift
- Six-speed manual transmission

Wheels and chassis

- 16" light alloy Double-spoke style 222 wheels
- Electric Power Steering
- Lightweight double-joint spring-strut front axle with aluminium strut brace
- Lightweight five-link rear axle
- Mobility tyre sealing system

Safety and technology

- Airbags:
  - Airbags, front sides (seat-integrated)
  - Crash sensor activating central locking release, hazard warning lights, fuel cut-off and interior lighting
  - Impact-Depending Airbag System (ID Airbags), driver and front passenger ITS head airbags – driver, front passenger and rear
- Alarm system (Thatcham 1) with remote control and engine immobiliser
- Brake Force Display
- Deformation zones – front and rear with door reinforcements and bumpers that regenerate to their original shape in impacts of up to 2.5mph
- Disc brakes, front and rear with brake pad sensors

Safety and technology (cont.)

- Dynamic Stability Control (DSC) comprising:
  - Anti-lock Braking System (ABS)
  - Automatic Stability Control (ASC)
  - Cornering Brake Control (CBC)
  - Dynamic Brake Control (DBC)
  - Dynamic Traction Control (DTC)
  - Electronic Brake-force Distribution (EBD)
- First Aid kit and warning triangle
- Halogen headlights
- Head restraints – rear adjustable and removable
- High level third brake light (bootlid)
- On-Board Diagnosis (OBD)
- Seat belts – inertia reel at the front with pyrotechnical belt latch tensioner, belt force limiter and belt restrainer
- Seat belts – two with inertia reel, rear
- Side impact protection
- Tyre Puncture Warning System (TPWS)
- Visible VIN

Seats

- 60:40 split-folding rear seat
- Child seat ISOFIX attachment, front and rear, with front passenger airbag deactivation
- Four seats
- Rear seat easy access system
- Seat adjustment – front, manual
- Seat height adjustment – front, manual

Exterior equipment

- All round anti-corrosion system with partial hot galvanising, phosphate treatment and cathodic dip paintwork, preservation of hollow cavities, underfloor protection
- Exhaust tailpipe – single (118d)
- Exhaust tailpipe – single, chrome (120d)
- Exterior mirrors – electric adjustment
- Exterior parts in body colour:
  - Bumpers
  - Door handles
  - Side sills
- Indicator lenses, clear
- Kidney grille chrome with black vertical slats
- Non-metallic paintwork
- Windscreen washer jets
- Windscreen wipers with adjustable intermittent intervals

Interior equipment

- Air conditioning, manual
- Air microfilter
- Battery in luggage compartment with jump start facility in engine bay
- Central locking switch
- Courtesy lights, front and rear with soft on/off dimming
- Door sill finishers with BMW designation, black
- Electra cloth upholstery
- Electric windows – front, with open/close fingertip control, anti-trap facility and comfort closing function
- Floor mats, velour
- Handbrake lever, gear lever knob and gaiters in Sensatec
- Interior trim, Satin Silver
- Lights-on warning
- Luggage compartment strap for small items
- Smoker's package
- Sport leather steering wheel, three-spoke
- Start-Stop button
- Steering column with manual reach and rake adjustment
- Sun visors with vanity mirrors and ticket pocket
- Toolkit located in luggage compartment
- Two lashing eyes in luggage compartment

Audio and communication

- Auxiliary input point for auxiliary playing devices
- BMW Business radio with single CD player (with MP3 playback capability)
- On-Board Computer (OBC) comprising:
  - Average speed
  - Fuel consumption and range
  - Information display – analogue instruments combined with liquid crystal display
  - Outside temperature display
  - Personal Profile functions
- Power socket in rear of centre console – 12V

120i ES  
Equipment in addition / replacement to 118d, 120d ES

- Double VANOS
- Four-cylinder in-line petrol engine with high-precision direct injection with four-valve technology
- Oil level display

118d SE, 120d SE, 120i SE  
Equipment in addition / replacement to ES models

- 17" light alloy V-spoke style 141 wheels
- Air conditioning, automatic with two zone control
- Armrest – front, centre
- Extended lighting
- Exterior mirrors, heated
- Foglights, front
- Park Distance Control (PDC), rear
- Rear-view mirror, automatically dimming
- Run-flat tyres
- Sport multi-function leather steering wheel, three-spoke
- Windscreen washer jets, heated

123d SE  
Equipment in addition / replacement to 120d SE

- Door sill finishers with BMW designation, chrome plated
- Electronic differential lock
- Exhaust tailpipe – single, black chrome
- Exterior trim, Chromeline
- Network cloth upholstery
- Two-stage twin-turbo

125i SE  
Equipment in addition / replacement to 118d SE, 120i/d SE

- 17" light alloy Star-spoke style 256 wheels
- Double VANOS
- Dynamic Stability Control Plus (DSC+) comprising:
  - Brake drying
  - Brake fade compensation
  - Brake pre-tensioning
  - Hill-start assistant
- Exhaust tailpipe – twin, chrome
- Extended storage
- Handbrake lever, gear lever knob and gaiters in leather
- Oil level display
- Rain sensor with automatic headlight activation
- Six-cylinder in-line petrol engine
- VALVETRONIC engine management





M Sport models – four-cylinder  
Equipment in addition / replacement to SE models

- 17" light alloy Double-spoke style 207M wheels
- Door sill finishers with M designation, chrome plated
- Extended lighting
- Exterior trim, High-gloss Shadowline
- Handbrake lever, gear lever knob and gaiters in leather
- Headlining, Anthracite
- Interior trim, Aluminium Glacier Silver
- M aerodynamic bodystyling
- M Sport multi-function leather steering wheel, three-spoke
- M Sport suspension
- Sport seats in Flashpoint cloth/Sensatec, front


125i M Sport  
Equipment in addition / replacement to all four-cylinder M Sport models

- 18" light alloy M Double-spoke style 261M wheels

135i M Sport  
Equipment in addition / replacement to 125i M Sport

- Exhaust tailpipe – twin, black chrome
- Kidney grille, chrome with chrome vertical slats
- M aerodynamic bodystyling (unique to 135i – no foglights)
- M Sport suspension with 135i specific calibration
- Optimised ASC/DSC parameters for specific calibration
- Power-assisted steering, hydraulic
- Rear spoiler
- Six-cylinder in-line engine with high-precision direct injection with four-valve technology
- Twin-turbo
- Up-rated high-performance braking system

● **Alpine White**  
300 non-metallic




● **Crimson Red\***  
A61 non-metallic



● **Jet Black\***  
668 non-metallic



○ **Black Sapphire**  
475 metallic



○ **Bluewater\***  
896 metallic



○ **Cashmere Silver\***  
A72 metallic



○ **Deep Sea Blue\***  
A76 metallic



○ **Le Mans Blue\*\***  
381 metallic



○ **Montego Blue\***  
A51 metallic



○ **Sedona Red**  
A79 metallic



○ **Space Grey**  
A52 metallic



○ **Tahiti Green\***  
A78 metallic




○ **Titanium Silver**  
354 metallic




**Key** ● = Standard ○ = Optional \* = Not available on M Sport models \*\* = Only available on M Sport models

Please see the paintwork, upholstery and interior trim pricing tables or consult your BMW Dealer for further details.  
These samples are designed to give you a first impression of paint colours. Experience has shown however, that printed versions of paint colours cannot in all cases faithfully replicate the colour appearance of the originals. We recommend that you consult your local BMW Dealer who has physical samples of all available options.


● Aluminium Glacier Silver 4MG<sup>2</sup>




○ Black, high-gloss 4AT




○ Cashmere Silver 4B1




○ Light Burr Walnut wood 4A3




● Satin Silver 4CG<sup>1</sup>



○ Brushed Aluminium with accent line 4B3



○ Dark Grey Poplar wood 4AS



● Electra cloth<sup>1</sup>  
Anthracite EAAT



○ Network cloth<sup>2</sup>  
Anthracite AUAT



○ Pearlpoint cloth / leather<sup>4</sup>  
Anthracite / Black FHAT



○ Boston leather  
Alaska Grey LWAL



○ Boston leather  
Coral Red LWD1



● Flashpoint cloth / Sensatec<sup>\*\*</sup>  
Black GCSW



○ Network cloth<sup>2</sup>  
Monaco Blue AUD9



○ Pearlpoint cloth / leather<sup>4</sup>  
Beige FHF6



○ Boston leather  
Beige LWA5



○ Boston leather<sup>3</sup>  
Lemon LWB7



○ Pearlpoint cloth / leather<sup>3,4</sup>  
Orange / Black FHF5



○ Boston leather  
Black LWSW



○ Boston leather  
Terra LWB8



**Key** ● = Standard ○ = Optional <sup>1</sup> = Standard on all ES and SE models <sup>2</sup> = Standard on M Sport models

Please see the paintwork, upholstery and interior trim pricing tables or consult your BMW Dealer for further details.  
These samples are designed to give you a first impression of interior trims. Experience has shown however, that printed versions of interior trims cannot in all cases faithfully replicate the colour appearance or texture of the originals. We recommend that you consult your local BMW Dealer who has physical samples of all available options.

**Key** ● = Standard ○ = Optional <sup>1</sup> = Standard on 118d, 120d, 120i; not in conjunction with Sport seats <sup>2</sup> = Standard on 123d SE and 125i SE <sup>3</sup> = Optionally recommended: Headlining, Anthracite <sup>4</sup> = Only in conjunction with Sport seats <sup>\*\*</sup> = Only available on M Sport models

Please see the paintwork, upholstery and interior trim pricing tables or consult your BMW Dealer for further details.  
These samples are designed to give you a first impression of upholsteries. Experience has shown however, that printed versions of upholsteries cannot in all cases faithfully replicate the colour appearance or texture of the originals. We recommend that you consult your local BMW Dealer who has physical samples of all available options.



							Metallic										Non-metallic		
Model	Upholstery	Upholstery colour	Interior colour	Standard seats	Sport seats	Upholstery code	475	896	A72	A76	381	A51	A79	A52	A78	354	300	A61	668
Standard: 118d, 120i/d, ES & SE	Electra cloth*	Anthracite	Black	●	–	EAAT	●	●	●	●	–	●	●	●	●	●	●	●	●
Standard: 123d & 125i SE Option: 118d, 120i/d ES & SE	Network cloth*	Anthracite	Black	●	●	AUAT	●	●	●	●	–	●	●	●	●	●	●	●	●
		Monaco Blue	Black	●	●	AUD9	●	●	●	●	–	●	●	●	●	●	●	●	●
Standard: M Sport	Flashpoint cloth / Sensatec**	Black	Black	–	●	GCSW	●	–	–	–	●	–	●	●	–	●	●	–	–
Option: All	Boston leather	Alaska Grey	Alaska Grey	●	●	LWAL	●	●	●	●	●	●	●	●	●	●	●	●	●
		Beige	Beige	●	●	LWA5	●	●	●	●	●	●	●	●	●	●	●	●	●
		Black	Black	●	●	LWSW	●	●	●	●	●	●	●	●	●	●	●	●	●
		Coral Red	Black	●	●	LWD1	●	●	●	●	●	●	●	●	●	●	●	●	●
		Lemon	Black	●	●	LWB7	●	●	●	●	●	●	●	●	●	●	●	●	●
		Terra	Black	●	●	LWB8	●	●	●	●	●	●	●	●	●	●	●	●	●
Option: ES & SE	Pearlpoint cloth / leather*	Anthracite / Black	Black	–	●	FHAT	●	●	●	●	–	●	●	●	●	●	●	●	●
		Beige	Beige	–	●	FHF6	●	●	●	●	–	●	●	●	●	●	●	●	●
		Orange/Black	Black	–	●	FHF5	●	●	●	●	–	●	●	●	●	●	●	●	●

**Key** ● = Available – = Not available \* = Not available on M Sport models \*\* = Only available on M Sport models  
Please note: all Paintwork options are available on 135i M Sport

The above table shows all available paintwork and upholstery combinations. To view samples together please consult your local BMW Dealer who will be happy to assist with your choices. Alternatively, further combination details can be found on the ‘Build your BMW’ section available via [www.bmw.co.uk/1seriescoupe](http://www.bmw.co.uk/1seriescoupe).

					ES and SE models						M Sport models				135i M Sport			
					Interior trim						Interior trim				Interior trim			
Model	Upholstery	Upholstery colour	Interior colour	Upholstery code	Black, high-gloss	Brushed Aluminium with accent line	Cashmere Silver	Dark Grey Poplar wood	Light Burr Walnut wood	Satin Silver	Aluminium Glacier Silver	Brushed Aluminium with accent line	Dark Grey Poplar wood	Light Burr Walnut wood	Aluminium Glacier Silver	Brushed Aluminium with accent line	Dark Grey Poplar wood	Light Burr Walnut wood
					4CG	4AT	4B1	483	4AS	4A3	4MG	4B3	4AS	4A3	4MG	4B3	4AS	4A3
Standard: 118d, 120i/d, ES & SE	Electra cloth*	Anthracite	Black	EAAT	◇	○	◇	○	○	●	–	–	–	–	–	–	–	–
Standard: 123d, 125i SE Option: 118d, 120i/d ES & SE	Network cloth*	Anthracite	Black	AUAT	◇	○	◇	○	○	●	–	–	–	–	–	–	–	–
		Monaco Blue	Black	AUD9	◇	○	◇	○	○	●	–	–	–	–	–	–	–	–
Standard: M Sport	Flashpoint cloth / Sensatec**	Black	Black	GCSW	–	–	–	–	–	–	●	◇	○	○	◇	●	○	○
Option: All	Boston leather	Alaska Grey	Alaska Grey	LWAL	◇	○	◇	○	○	●	●	◇	○	○	◇	●	○	○
		Beige	Beige	LWA5	◇	○	◇	○	○	●	●	◇	○	○	◇	●	○	○
		Black	Black	LWSW	◇	○	◇	○	○	●	●	◇	○	○	◇	●	○	○
		Coral Red	Black	LWD1	◇	○	◇	○	○	●	●	◇	○	○	◇	●	○	○
		Lemon	Black	LWB7	◇	○	◇	○	○	●	●	◇	○	○	◇	●	○	○
		Terra	Black	LWB8	◇	○	◇	○	○	●	●	◇	○	○	◇	●	○	○
Option: ES & SE	Pearlpoint cloth / leather*	Anthracite / Black	Black	FHAT	◇	○	◇	○	○	●	–	–	–	–	–	–	–	–
		Beige	Beige	FHF6	◇	○	◇	○	○	●	–	–	–	–	–	–	–	–
		Orange / Black	Black	FHF5	◇	○	◇	○	○	●	–	–	–	–	–	–	–	–

**Key** ● = Standard interior trim ◇ = Interior trim available at no cost ○ = Interior trim available at extra cost  
– = Not available \*\* = Only available on M Sport models

The above table shows all available interior trim and upholstery combinations. To view samples together please consult your local BMW Dealer who will be happy to assist with your choices. Alternatively, further combination details can be found on the ‘Build your BMW’ section available via [www.bmw.co.uk/1seriescoupe](http://www.bmw.co.uk/1seriescoupe).

	Carpet	Floor mats	Dashboard		Seats		Doors		
			Lower	Upper	Seat back	Seat facing	Door insert	Door casing	Door armrest

Electra cloth upholstery

Anthracite	Anthracite	Anthracite	Black	Black	Black	Anthracite	Black	Black	Black
------------	------------	------------	-------	-------	-------	------------	-------	-------	-------

Network cloth upholstery

Anthracite	Anthracite	Anthracite	Black	Black	Black	Anthracite	Black	Black	Black
Monaco Blue	Anthracite	Anthracite	Black	Black	Black	Monaco Blue	Black	Black	Black

Pearlpoint cloth / leather upholstery

Anthracite / Black	Anthracite	Anthracite	Black	Black	Black	Anthracite	Black	Black	Black
Beige	Beige	Beige	Beige	Black	Beige	Beige	Beige	Beige	Beige
Orange / Black	Anthracite	Anthracite	Black	Black	Black	Orange / Black	Orange / Black	Black	Black

Boston leather upholstery

Alaska Grey	Alaska Grey	Alaska Grey	Alaska Grey	Black	Alaska Grey	Alaska Grey	Alaska Grey	Alaska Grey	Alaska Grey
Beige	Beige	Beige	Beige	Black	Beige	Beige	Beige	Beige	Beige
Black	Anthracite	Anthracite	Black	Black	Black	Black	Black	Black	Black
Coral Red	Anthracite	Anthracite	Black	Black	Black	Coral Red	Coral Red	Black	Black
Lemon	Anthracite	Anthracite	Black	Black	Black	Lemon	Lemon	Black	Black
Terra	Anthracite	Anthracite	Black	Black	Black	Terra	Terra	Black	Black

Flashpoint / Sensatec upholstery

Black	Anthracite	Anthracite	Black	Black	Black	Anthracite	Black	Black	Black
-------	------------	------------	-------	-------	-------	------------	-------	-------	-------

		Double-spoke style 222**	V-spoke style 360**	V-spoke style 141
Wheel size	Front / rear	7 J x 16	7 J x 16	7 J x 17
Tyre size	Front / rear	205/55 R16	205/55 R16	205/50 R17
	Option code	2BT	2K9	2KC
				
118d ES, 120d ES, 120i ES		●	£0	£340
118d SE, 120i/d SE,123d SE		–	–	●
125i SE		–	–	£0

		Star-spoke style 256	Star-spoke style 142*	Star-spoke style 262*
Wheel size	Front / rear	7 J x 17	7 J x 17 / 7.5 J x 17	7 J x 17 / 7.5 J x 17
Tyre size	Front / rear	205/50 R17	205/50 R17 / 225/45 R17	205/50 R17 / 225/45 R17
	Option code	2R2	2CH	2SL
				
118d ES, 120d ES, 120i ES		£340	£435	£435
118d SE, 120i/d SE,123d SE		£0	£100	£100
125i SE		●	£100	£100

**Key**



● = Standard    £ = Optional    – = Not available

\* = Snow chains cannot be fitted to this wheel

\*\* = Standard tyres are not run-flat tyres. Mobility tyre sealing system provided as standard. Run-flat tyres available as an option.



		W-spoke style 263*	Star-spoke style 264*
Wheel size	Front / rear	7.5 J x 18 / 8 J x 18	7.5 J x 18 / 8.5 J x 18
Tyre size	Front / rear	215/40 R18 / 245/35 R18	215/40 R18 / 245/35 R18
	Option code	2WA	2SM
			
118d ES, 120d ES, 120i ES		£835	£835
118d SE, 120i/d SE,123d SE		£500	£500
125i SE		£500	£500

		Double-spoke style 207M*	Double-spoke style 261M*
Wheel size	Front / rear	7 J x 17 / 7.5 J x 17	7.5 J x 18 / 8.5 J x 18
Tyre size	Front / rear	205/50 R17 / 225/45 R17	215/40 R18 / 245/35 R18
	Option code	2MG	2MR
			
118d M Sport, 120i/d M Sport, 123d M Sport		●	£415
125i M Sport, 135i M Sport		£0	●

**Key**      ● = Standard    £ = Optional    – = Not available  
\* = Snow chains cannot be fitted to this wheel



BMW EfficientDynamics

	120i ES	120i SE	120i M Sport	125i SE	125i M Sport	135i M Sport	118d ES	118d SE	118d M Sport	120d ES	120d SE	120d M Sport	123d SE	123d M Sport	Price
Active Aerodynamics	–	–	–	●	–	–	–	–	–	–	–	–	–	–	Std
Auto Start-Stop	●	●	●	–	–	–	●	●	●	●	●	●	●	●	Std
Brake Energy Regeneration	●	●	●	●	●	●	●	●	●	●	●	●	●	●	Std
Electric Power Steering	●	●	●	●	●	–	●	●	●	●	●	●	●	●	Std
High-precision direct injection	●	●	●	–	–	●	–	–	–	–	–	–	–	–	Std
Optimum Shift Indicator	●	●	●	●	●	●	●	●	●	●	●	●	●	●	Std

Certain BMW EfficientDynamics features may be excluded depending on the optional equipment chosen. Your BMW Dealer will be pleased to provide you with more information.

Transmission

Automatic transmission	205	○	○	○			○	○	○	○	○	○			£1,430
Six-speed automatic transmission with Steptronic sequential manual mode. Includes shift/interlock and adaptive transmission control (AGS). 125i, 135i and 123d models come with steering wheel mounted gearshift paddles and sporting gearchange characteristics.					○	○	○						○	○	£1,510

Wheels and chassis

Active Steering	217	–	–	–	○	○	○	–	–	–	○	○	○	○	○	£905
Actively assisted steering system that reduces the number of turns lock to lock at slower speeds assisting parking and turning in cities. Inversely at higher speeds the ratio varies to ensure greater stability and optimum dynamics.																
M Sport suspension	704	○	○	●	○	●	●	○	○	●	○	○	●	○	●	£230
Factory fitted M Sport suspension providing firmer, more sporting ride and reducing ride height by 15mm. Standard in Dynamic package.																
M Sport suspension deletion	225	–	–	○	–	○	–	–	–	○	–	–	○	–	○	£0
Servotronic	216	○	○	○	○	○	–	○	○	○	○	○	○	○	○	£170
Varies the level of assistance according to the vehicle speed. At low speeds, steering will be light due to a higher level of power assistance. As speeds increase, there will be less level of assistance to help the driver hold the correct line.																

**Key**      Only with – these options must be ordered together      ● = Standard    ○ = Optional    – = Not available  
/ = Indicates 'or'

		120i ES	120i SE	120i M Sport	125i SE	125i M Sport	135i M Sport	118d ES	118d SE	118d M Sport	120d ES	120d SE	120d M Sport	123d SE	123d M Sport	Price
Safety and technology																
<b>Adaptive Headlights</b> Headlights that move to follow the road via steering wheel input. Only with 521 and 522.	524	○	○	○	○	○	○	○	○	○	○	○	○	○	○	£280
<b>Cruise control</b> Cruise control operated via a stalk on the steering column.	540	○	○	○	○	○	○	○	○	○	○	○	○	○	○	£210
<b>Foglights, front</b> Integrated into lower front valance, includes heated exterior mirrors and washer jets. Standard in Dynamic package.	520	○	●	●	●	●	–	○	●	●	○	●	●	●	●	£140
<b>Headlight wash</b> High pressure system for cleaning main headlights. Includes fixed jets and caps in body colour.	502	○	○	○	○	○	○	○	○	○	○	○	○	○	○	£205
<b>High-beam Assistant</b> Automatically switches between low and high beam when there is oncoming traffic/changing light conditions. Only with 430 / 431 and 521 and 522.	5AC	○	○	○	○	○	○	○	○	○	○	○	○	○	○	£105
<b>Park Distance Control (PDC), front and rear</b> Audio warning signal indicating the proximity of objects to the front and rear of the car. Includes rubbing strips in body colour. Signal is audio only, except when ordered in conjunction with 606 / 609 when it includes a visual display of car on folding monitor screen. Manual or automatic deactivation possible except when in conjunction with 235, Towbar, detachable, where system is deactivated automatically when towbar is installed. Not with 507.	508	○					○				○					£570
			○	○	○	○		○	○			○	○	○	○	£205
<b>Park Distance Control (PDC), rear</b> Audio warning signal of proximity of objects to the rear of the car. Includes rubbing strips in body colour. Signal is audio only, except when ordered in conjunction with 606 / 609 when it includes a visual display of car on monitor screen. Manual or automatic deactivation possible except when in conjunction with 235, Towbar, detachable, where system is deactivated automatically when towbar is installed.	507	○	●	●	●	●	○	●	●	○	●	●	●	●	●	£315

Key

Only with – these options must be ordered together  
Not with – these options are not available for ordering together  
/ = Indicates ‘or’

● = Standard   ○ = Optional   – = Not available

		120i ES	120i SE	120i M Sport	125i SE	125i M Sport	135i M Sport	118d ES	118d SE	118d M Sport	120d ES	120d SE	120d M Sport	123d SE	123d M Sport	Price
Safety and technology (cont.)																
<b>Rain sensor with automatic headlight activation</b> Automatic intermittent activation of windscreen wipers and headlights. Standard in Comfort package.	521	○	○	○	●	●	●	○	○	○	○	○	○	○	○	£90
<b>Run-flat tyres</b> Tyres with reinforced side walls which allow the vehicle to continue driving safely after a complete loss of driving pressure, for up to 150 miles.	258	○	●	●	●	●	●	○	●	●	○	●	●	●	●	£175
<b>Xenon headlights</b> Xenon headlights for dimmed and main beam. Includes headlight surround rings ('Corona rings'). Xenon headlights include LED rear lights within cost of option. Includes 502.	522	○	○	○	○	○	○	○	○	○	○	○	○	○	○	£620
Seats																
<b>Lumbar support, driver and front passenger</b> Electrically adjustable lumbar support for driver and front passenger.	488	○	○	○	○	○	○	○	○	○	○	○	○	○	○	£195
<b>Seat adjustment – front, electric with driver memory</b> Electric adjustment for both front seats (standard and Sport seats). Memory function provides two memory positions. Head restraint height and thigh support (on Sport seats) remain manually adjustable. Includes automatic dipping exterior mirror when reverse gear is selected.	459	○	○	○	○	○	○	○	○	○	○	○	○	○	○	£870
<b>Seat heating, front</b> Seat heating for driver and front passenger.	494	○	○	○	○	○	○	○	○	○	○	○	○	○	○	£245
<b>Sport seats, front</b> Sport seats for driver and front passenger. Not available in Electra cloth upholstery. Includes manual adjustment for length, height, tilt and thigh support. Electric adjustment for side bolsters. Standard in Dynamic package.	481	○	○	●	○	●	●	○	○	●	○	○	●	○	●	£385

Key

● = Standard   ○ = Optional



		120i ES	120i SE	120i M Sport	125i SE	125i M Sport	135i M Sport	118d ES	118d SE	118d M Sport	120d ES	120d SE	120d M Sport	123d SE	123d M Sport	Price
Exterior equipment																
<b>Comfort Access</b> Keyless entry to the car and keyless start.	322	○	○	○	○	○	○	○	○	○	○	○	○	○	○	£415
<b>Exterior trim, Chromeline</b> Decorative moulding side frame in chrome, window recess in chrome and door sill finishers, chrome plated.	346	○	○		●		○	○		○	○		○	●		£120
				○		○			○				○		○	£0
<b>Exterior mirrors, folding</b> Electrically foldable exterior mirrors. Includes heating for mirrors and windscreen washer jets. Mirror memory and automatic dipping facility on passenger side when reverse gear is selected. Not with 430.	313	○	○	○	○	○	○	○	○	○	○	○	○	○	○	£165
<b>Exterior trim, High-gloss Shadowline</b> High-gloss black finishers around windows, mirror bases and bonnet washer jet nozzles.	760	○		●		●	○			●	○		●		●	£175
			○		○			○			○		○			£85
<b>Model designation deletion</b> Removal of model badge on the boot lid.	320	○	○	○	○	○	○	○	○	○	○	○	○	○	○	£0
<b>Rack preparation, rear-mounted</b> Factory preparation for optional load carrying holders e.g. bike rack. Please be aware that this results in two body-coloured plugged holes in the rear bumper. Not with 235.	3AR	○	○	–	○	–	–	○	○	–	○	○	–	○	–	£65
<b>Towbar, detachable</b> Concealed towbar with removable head and bumper aperture cover. Includes anti-fishtailing logic for trailer. Towing capacity up to 1200kg. Includes 258.	235	○	○	○	○	○	–	○	○	○	○	○	○	○	○	£560
<b>Air conditioning, automatic with two-zone control</b> Fully automatic air conditioning. Includes temperature controls for left and right hand side of car, auto air-recirculation, temperature and fan controls with Personal Profile functionality, active carbon filter, humidity sensor, solar sensor and microfilter.	534	○	●	●	●	●	●	○	●	●	○	●	●	●	●	£380

Key

Not with – these options are not available for ordering together

● = Standard

○ = Optional

– = Not available

		120i ES	120i SE	120i M Sport	125i SE	125i M Sport	135i M Sport	118d ES	118d SE	118d M Sport	120d ES	120d SE	120d M Sport	123d SE	123d M Sport	Price
Interior equipment																
<b>Armrest – front, centre</b> Folding front armrest with integrated storage compartment. Standard in Comfort package.	473	○	●	●	●	●	●	○	●	●	○	●	●	●	●	£110
<b>In combination with 644.</b>		○						○			○					£0
<b>Extended lighting</b> Package contains the following options: – Front and rear interior reading lights – Front and rear soft-lights – Front footwell lighting – Puddle lights in exterior door handle – Sun visors with illuminated vanity mirrors for driver and passenger.	563	○	●	●	●	●	●	○	●	●	○	●	●	●	●	£175
<b>Extended storage</b> Package contains the following options: – 12V socket in the luggage compartment – Net in luggage compartment – Nets on rear of driver's and front passenger's backrests – Two cup holders in centre console, with 606 / 609, one cup holder in centre console – Two lashing eyes – Two tensioning straps on the luggage compartment floor – Storage compartment in the dashboard, not with 606 / 609	493	○	○	○	●	●	●	○	○	○	○	○	○	○	○	£90

Key

Not with – these options are not available for ordering together

/ = Indicates 'or'

● = Standard

○ = Optional

		120i ES	120i SE	120i M Sport	125i SE	125i M Sport	135i M Sport	118d ES	118d SE	118d M Sport	120d ES	120d SE	120d M Sport	123d SE	123d M Sport	Price
Interior equipment (cont.)																
<b>Exterior mirrors – folding, automatically dimming</b> Folding heated exterior mirrors with mirror memory (via Personal Profile) and automatic dipping facility when reverse gear is selected. Also includes electro-chromatic interior and exterior mirrors and heated washer jets nozzles. Includes 431, Rear-view mirror, automatically dimming at no cost. Not with 313.	430	○					○				○					<b>£325</b>
			○	○	○	○		○	○		○	○	○	○	○	<b>£210</b>
<b>In combination with Comfort package.</b>		○					○				○					<b>£210</b>
<b>Glass sunroof</b> Electric glass sunroof with electric adjustment and full slide and tilt functions. Comfort opening and closing via remote key.	403	○	○	○	○	○	○	○	○	○	○	○	○	○	○	<b>£660</b>
<b>Headlining, Anthracite</b> Headlining material in Anthracite colour.	775	○	○	●	○	●	●	○	○	●	○	○	●	○	●	<b>£140</b>
<b>Rear-view mirror, automatically dimming</b> Interior electro-chromatic auto dimming mirror Included within 430 at no cost.	431	○	●	●	●	●	○	●	●		○	●	●	●	●	<b>£120</b>
<b>Smoker’s package deletion</b> Deletion of lighter and ashtray in the front of centre console and two lighters in the rear.	441	○	○	○	○	○	○	○	○	○	○	○	○	○	○	<b>£0</b>
<b>Sun protection glass</b> Dark tinted glass for rear side windows and rear windscreen.	420	○	○	○	○	○	○	○	○	○	○	○	○	○	○	<b>£230</b>
<b>Through-loading modular ski bag</b> Through-load including removable ski sack and cover.	468	○	○	○	○	○	○	○	○	○	○	○	○	○	○	<b>£120</b>
<b>Windscreen with grey shade band</b> Graduated grey stripe across the top of the windscreen.	3AP	○	○	○	○	○	○	○	○	○	○	○	○	○	○	<b>£55</b>
Steering wheels																
<b>Multi-function controls for steering wheel</b> Multi-function controls for radio (volume, station search), telephone (if 633 / 644 is specified) and two individual programmable keys when ordered with 606 / 609. If ordered without, keys are for audio source and air recirculation. Only with 255.	249	○	●	●	●	●	○	●	●		○	●	●	●	●	<b>£110</b>

Key

Only with – these options must be ordered together  
Not with – these options are not available for ordering together  
/ = Indicates ‘or’

● = Standard   ○ = Optional

		120i ES	120i SE	120i M Sport	125i SE	125i M Sport	135i M Sport	118d ES	118d SE	118d M Sport	120d ES	120d SE	120d M Sport	123d SE	123d M Sport	Price
Steering wheels (cont.)																
<b>Sport leather steering wheel, three-spoke</b> Sport leather steering wheel, three-spoke. Includes handbrake and gear lever gaiter in leather when ordered with Boston leather upholstery, or in artificial leather if ordered without Boston leather upholstery. Standard in Dynamic package.	255	●	●	–	●	–	–	●	●	–	●	●	–	●	–	<b>£195</b>
<b>Steering wheel heating</b> Thermostatically-controlled steering wheel rim heating – activated via a switch on the multi-function steering wheel. Only with 249.	248	○	○	–	○	–	–	○	○	–	○	○	–	○	–	<b>£125</b>
Audio and communication																
<b>Bluetooth telephone audio connection</b> Additional connection point for the playback of music from a mobile phone with a built-in music player. Please consult your BMW Dealer for details of compatible handsets and the availability of a cradle that will need to be purchased separately.	6NF	○	○	○	○	○	○	○	○	○	○	○	○	○	○	<b>£70</b>
<b>Bluetooth telephone preparation</b> Preparation for a mobile telephone with Bluetooth interface. Includes Voice Control of telephone when ordered in conjunction with 249, Multi-function controls for steering wheel. Please note that this option does not include a handset or an optional phone cradle – these must be purchased separately. It is not possible to view SMS via the vehicle display. Only with 663 and 473. Not with 606 / 609.	644	○	○	○	○	○	○	○	○	○	○	○	○	○	○	<b>£525</b>
<b>Bluetooth telephone preparation with telematics</b> Preparation for a mobile phone with bluetooth interface, with the addition of a pre-fitted telematic SIM card for the use of BMW ConnectedDrive services. When ordered in conjunction with a BMW Business or Professional Navigation system 606 / 609, BMW ConnectedDrive – Assist and BMW ConnectedDrive – Online are included. Only with 612, 616 and 606 / 609.	633	–	○	○	○	○	○	–	○	○	–	○	○	○	○	<b>£525</b>

Key

Only with – these options must be ordered together  
Not with – these options are not available for ordering together  
/ = Indicates ‘or’

● = Standard   ○ = Optional   – = Not available



		120i ES	120i SE	120i M Sport	125i SE	125i M Sport	135i M Sport	118d ES	118d SE	118d M Sport	120d ES	120d SE	120d M Sport	123d SE	123d M Sport	Price
Audio and communication (cont.)																
<b>BMW ConnectedDrive – Assist</b> Telematics services with automatic and manual 999 emergency SOS call, BMW Breakdown Service, My Info with Google send to car function and Information Plus (location-based operator service). Includes subscription to services for three years (customer registration required to activate services). Automatically included with a navigation system – 606 / 609, 616 BMW ConnectedDrive – Online and 633 Bluetooth telephone preparation with telematics. Only with 606 / 609 and 616 and 633.	612	–	○	○	○	○	○	–	○	○	–	○	○	○	○	£0
<b>BMW ConnectedDrive – Online</b> WAP-based vehicle browser with access to the BMW Online portal. Services include news, with the ability to set up RSS news feeds, weather and the Google local search, a business listing search facility. Includes subscription to the services for three years (customer registration required to activate services). Please note function disabled when vehicle is in motion. Automatically included with a navigation system – 606 / 609, 612 BMW ConnectedDrive – Assist and 633 Bluetooth telephone preparation with telematics. Only with 606 / 609 and 612 and 633.	616	–	○	○	○	○	○	–	○	○	–	○	○	○	○	£0
<b>BMW Professional radio with single CD player (with MP3 playback capability)</b> Single tuner radio system with RDS, single CD player, two display lines for telephone number information (where 644 / 663 is specified) and other information such as track title. Two display lines also add additional MID functionality. MP3 / WMA playback capability. Includes two-way loudspeaker system with: – Two Broadband speakers in front door – Two Broadband speakers in rear parcel shelf – Two Central bass speakers underneath seats – Output six x 25W Not with 606 / 609 / 662.	663	○	○	○	○	○	○	○	○	○	○	○	○	○	○	£140

Key

Only with – these options must be ordered together  
Not with – these options are not available for ordering together  
/ = Indicates ‘or’

○ = Optional    – = Not available

		120i ES	120i SE	120i M Sport	125i SE	125i M Sport	135i M Sport	118d ES	118d SE	118d M Sport	120d ES	120d SE	120d M Sport	123d SE	123d M Sport	Price
Audio and communication (cont.)																
<b>CD changer</b> Six CD changer located in the boot. MP3 / WMA playback capability. Only with 606 / 609 / 663. Not with 694.	672	○	○	○	○	○	○	○	○	○	○	○	○	○	○	£290
<b>CD changer preparation</b> Preparation for six CD player to be fitted in the boot of the vehicle. Only with 606 / 609 / 663. Not with 672.	694	○	○	○	○	○	○	○	○	○	○	○	○	○	○	£35
<b>DAB digital radio</b> Enables reception of digital audio programmes. Only with 606 / 609 / 663.	654	○	○	○	○	○	○	○	○	○	○	○	○	○	○	£310
<b>Loudspeaker system – BMW Business</b> Three-way Hi-Fi loudspeaker system with 10 speakers as follows: – Four mid-range speakers (two in the front doors and two in the rear parcel shelf – four x 25W output) – Two tweeters in the front doors – two x 25W output – Two woofers located underneath the front seats (two x 40W output) Only with 606 / 609 / 662 / 663.	676	○	○	○	○	○	○	○	○	○	○	○	○	○	○	£360
<b>Loudspeaker system – LOGIC7 Professional</b> BMW high end loudspeaker system with 10 speakers as follows: – Four mid-range speakers (two in the front doors and two in the rear parcel shelf – four x 40W output) – Four tweeters (two in the front doors and two in the rear parcel shelf – four x 40W output) – Two woofers located underneath the front seats (two x 70W output) Only with 606 / 609 / 663. Not with 662 / 676.	677	○	○	○	○	○	○	○	○	○	○	○	○	○	○	£695

Key

Only with – these options must be ordered together  
Not with – these options are not available for ordering together  
/ = Indicates ‘or’

○ = Optional

		120i ES	120i SE	120i M Sport	125i SE	125i M Sport	135i M Sport	118d ES	118d SE	118d M Sport	120d ES	120d SE	120d M Sport	123d SE	123d M Sport	Price
Audio and communication (cont.)																
Navigation system – BMW Business Advanced	606	–	○	○	○	○	○	–	○	○	–	○	○	○	○	£1,430
6.5" high-resolution monitor, map and/or arrow display, dynamic route planning. Features: – iDrive Controller with intuitive operation and shortcut buttons – Digital map stored on internal memory for fast operation – Navigation map display modes: 2D, perspective, arrow view. Additional night mode and traffic information map views available – Single CD player includes MP3/WMA playback – TMC traffic information is included along with detailed information and Points of Interest for the whole of Europe – Favourite buttons (eight programmable buttons for iDrive functions) Extended Personal Profile functions can be set by means of iDrive, including On-Board Computer with extended functions. Note – if a telephone system is also required, please specify 633 Bluetooth telephone preparation with telematics, 612 BMW ConnectedDrive – Assist and 616 BMW ConnectedDrive – Online. Not with 609 / 644 / 662 / 663. Only with 534.																

		120i ES	120i SE	120i M Sport	125i SE	125i M Sport	135i M Sport	118d ES	118d SE	118d M Sport	120d ES	120d SE	120d M Sport	123d SE	123d M Sport	Price
Audio and communication (cont.)																
Navigation system – BMW Professional Multimedia	609	–	○	○	○	○	○	–	○	○	–	○	○	○	○	£1,930
8.8" high-resolution screen with split-screen functionality. – iDrive Controller with intuitive operation and shortcut buttons – Built-in hard disc drive for improved speed of operation and data storage – Multimedia capability with 12GB storage for audio files – USB data port for audio file import/export – Navigation map display modes: 2D, 3D, perspective, satellite, arrow view. Additional night mode and traffic information map views available – DVD drive for DVD video and audio CD playback – Favourite buttons (eight programmable buttons for iDrive functions) Note – if a telephone system is also required, please specify 633 Bluetooth telephone preparation with telematics, 612 BMW ConnectedDrive – Assist and 616 BMW ConnectedDrive – Online. Not with 606 / 644 / 662 / 663. Only with 534.																
In combination with Comfort package.		–	○	○	–	–	–	–	○	○	–	○	○	○	○	£1,930
USB audio interface	6FL	○	○	○	○	○	○	○	○	○	○	○	○	○	○	£200
Preparation for USB storage devices to be connected. Storage pouch for MP3 player/USB storage device located under front centre armrest (where specified). Only with 606 / 609 / 663.																

		120i ES	120i SE	120i M Sport	125i SE	125i M Sport	135i M Sport	118d ES	118d SE	118d M Sport	120d ES	120d SE	120d M Sport	123d SE	123d M Sport	Price
Audio and communication (cont.)																
<b>Voice Control</b> Voice Control for the following functions: – Entertainment (radio station, radio source, track selection) – Air conditioning settings – Navigation displays – Telephone (where specified) In combination with 609, the following additional features are available: – Ability to enter the whole navigation destination in one utterance. – Perform a music search under any of the following commands: genre, album, artist, or title. Please note that you need to add the zero-cost Z4F in order to make 620 free of charge.	620	–	○	○	○	○	○	–	○	○	–	○	○	○	○	£315
<b>In combination with 633 / 644.</b>		–	○	○	○	○	○	–	○	○	–	○	○	○	○	£0

Paintwork, upholstery and trims

<b>Non-metallic paintwork</b>	uni	●	●	●	●	●	●	●	●	●	●	●	●	●	●	Std
<b>Metallic paintwork</b>	met	○	○	○	○	○	○	○	○	○	○	○	○	○	○	£495
<b>Electra cloth upholstery</b> Cloth upholstery on standard seats. Not with 481.	EA	●	●	–	–	–	–	●	●	–	●	●	–	–	–	Std
<b>Flashpoint cloth / Sensatec upholstery</b> Flashpoint cloth and Sensatec upholstery. Seat base and back in Flashpoint cloth. Side support on back and base in Sensatec material. Standard on M Sport models.	GC	–	–	●	–	●	●	–	–	●	–	–	●	–	●	Std

Key

Only with – these options must be ordered together  
Not with – these options are not available for ordering together

● = Standard   ○ = Optional   – = Not available

		120i ES	120i SE	120i M Sport	125i SE	125i M Sport	135i M Sport	118d ES	118d SE	118d M Sport	120d ES	120d SE	120d M Sport	123d SE	123d M Sport	Price
Paintwork, upholstery and trims (cont.)																
<b>Network cloth upholstery</b> Seat base, back and side supports in Network cloth.	AU	○	○	–	●	–	–	○	○	–	○	○	–	●	–	£100
<b>Pearlpoint cloth/leather upholstery</b> Pearlpoint cloth upholstery on the centre section of the seat with artificial leather on the side bolsters. Only with 481.	FH	○	○	–		–	–	○	○	–	○	○	–		–	£360
					○								○		£265	
		○	○	–				○	○		○	○				£265
<b>Boston leather upholstery</b> Leather upholstery. Only with 255.	LW			○	○	○	○			○			○	○	○	£970
○		○					○	○		○	○				£1,065	
○		○	–		–	–	○	○	–	○	○	–	–	–	£970	
<b>Interior trim, Aluminium Glacier Silver</b> Interior trim finish in Aluminium Glacier Silver. Includes door handles, centre console and instrument panel in Aluminium Glacier Silver.	4MG	–	–	●	–	●	●	–	–	●	–	–	●	–	●	Std
<b>Interior trim, Satin Silver</b> Interior trim finish in Satin Silver. Includes door handles, centre console and instrument panel in Satin Silver.	4CG	●	●	–	●	–	–	●	●	–	●	●	–	●	–	Std
<b>Interior trim, Brushed Aluminium with accent line</b> Interior trim finish in Brushed Aluminium. Includes door handles, centre console and instrument panel in Brushed Aluminium.	4B3	○	○		○			○	○		○	○		○		£160
				○		○	○			○			○		○	£0
<b>Interior trim, Black, high-gloss</b> Interior trim finish in Black. Includes door handles, centre console and instrument panel in Black.	4AT	○	○	–	○	–	–	○	○	–	○	○	–	○	–	£0

Key

● = Standard   ○ = Optional   – = Not available



		120i ES	120i SE	120i M Sport	125i SE	125i M Sport	135i M Sport	118d ES	118d SE	118d M Sport	120d ES	120d SE	120d M Sport	123d SE	123d M Sport	Price
Paintwork, upholstery and trims (cont.)																
Interior trim, Cashmere Silver Interior trim finish in Cashmere Silver. Includes door handles, centre console and instrument panel in Cashmere Silver.	4B1	○	○	–	○	–	–	○	○	–	○	○	–	○	–	£0
Interior trim, Dark Grey Poplar wood Interior trim finish in Dark Grey Poplar wood. Includes door handles, centre console and instrument panel in Dark Grey Poplar wood.	4AS	○	○	○	○	○	○	○	○	○	○	○	○	○	○	£230
				○		○	○			○			○		○	£75
Interior trim, Light Burr Walnut wood Interior trim finish in Light Burr Walnut wood. Includes door handles, centre console and instrument panel in Light Burr Walnut wood.	4A3	○	○	○	○	○	○	○	○	○	○	○	○	○	○	£230
				○		○				○			○		○	£75

Key


Only with – these options must be ordered together  
Not with – these options are not available for ordering together  
/ = Indicates ‘or’

○ = Optional    – = Not available

		120i ES	120i SE	120i M Sport	125i SE	125i M Sport	135i M Sport	118d ES	118d SE	118d M Sport	120d ES	120d SE	120d M Sport	123d SE	123d M Sport	Price
Packages																
Comfort package Package contains the following options: – 431, Rear-view mirror, automatically dimming – 473, Armrest – front, centre – 493, Extended storage – 508, Park Distance Control (PDC), front and rear – 521, Rain sensor with automatic headlight activation	Z8M	○	○	○	–	–	–	○	○	○	○	○	○	○	○	£820
			○	○					○	○		○	○	○	○	£320
Dynamic package Package contains the following options: – AUAT / AUD9, Network cloth, upholstery – 2R2, 17" light alloy wheel Star-spoke style 256 – 255, Sport leather steering wheel, three-spoke – 481, Sport seats, front – 520, Foglights, front – 704, M Sport suspension	Z8R	○	○	–	○	–	–	○	○	–	○	○	–	○	–	£975
			○						○			○			○	£680
					○								○	○		£455

Key

○ = Optional    – = Not available

			120i ES	120i SE	120i M Sport	125i SE	125i M Sport	135i M Sport	118d ES	118d SE	118d M Sport	120d ES	120d SE	120d M Sport	123d SE	123d M Sport	Price
Options available from your dealer																	
BMW Service Inclusive			Covers the cost of labour and parts for all routine servicing for 5 years or 60,000 miles, whichever comes first. Cover includes: brake fluid, air filters, micro filters, fuel filter (diesel models only), spark plugs, oil filters, engine oil. Transferable to subsequent owners.														
5 years / 60,000 miles			○	○	○	○	○	○	○	○	○	○	○	○	○	○	£660
																	£790
BMW Service Inclusive Plus			Covers the cost of labour, parts and lubricants for all routine servicing and maintenance for 5 years or 60,000 miles, whichever comes first. Cover includes: brake pads, brake discs, brake sensors, brake fluid, air filters, micro filters, fuel filter (diesel models only), spark plugs, oil filters, engine oil, clutch assembly (only if worn) and wiper blade rubbers. Transferable to subsequent owners.														
5 years / 60,000 miles			○	○	○	○	○	○	○	○	○	○	○	○	○	○	£1,575
																	£1,845
BMW Trackstar			○	○	○	○	○	○	○	○	○	○	○	○	○	○	£219*
24-hour vehicle tracking device utilising GSM, GPS technology and a vehicle movement sensor. (Meets Thatcham Quality Accreditation – TQA.)																	
BMW Trackstar 5			○	○	○	○	○	○	○	○	○	○	○	○	○	○	£449*
24-hour vehicle tracking device utilising GSM, GPS technology, a vehicle movement sensor and a driver authentication device. (Meets Thatcham Category 5 Accreditation – Cat 5.)																	

## Services and Benefits.

### Warranties

Every BMW registered is protected by a Dealer Warranty, which provides cover for 3 years’ unlimited mileage. In addition, every BMW is covered by an unlimited mileage, twelve years’ anti-corrosion warranty and three years’ paintwork warranty.

Full details of these warranties are available from your BMW Dealer and are provided in the BMW Warranty and Emergency Service Handbook.

### BMW Emergency Service

BMW Emergency Service is the only roadside and assistance programme designed specifically for BMW vehicles offering an exceptional range of benefits and services. It is available 24 hours a day, 7 days a week and utilises a dedicated fleet of BMW Approved Technicians, equipped with Genuine BMW Parts and tools, ensuring that you and your vehicle receive the best possible care in the event of any motoring emergency. This tailor-made programme has been specifically designed to meet the needs of BMW drivers travelling in the UK and Continental Europe giving complete reassurance and peace of mind. Every new BMW is covered for three years.



### BMW Magazine

Every new BMW customer receives a complimentary subscription to BMW Magazine. This lifestyle publication features all the latest news and developments from BMW, including interesting interviews, sporting news, travel experiences and art stories.

## Finance and Insurance from BMW.

### BMW Financial Services

Chances are, you’ve already decided on the BMW you want to drive. Now discover the perfect finance solution to get you behind the wheel. BMW Financial Services offers a range of tailor-made finance packages to suit you and your budget.

And to help you, at every BMW Dealership, there’s a Financial Services Specialist – a dedicated expert who’ll find the perfect solution for you. They’ll talk you through the options and help you come to the right decision.

Our comprehensive range of finance and insurance products include:

- **BMW Select (Personal Contract Purchase)**
- **BMW Hire Purchase**
- **BMW Contract Hire**
- **BMW Car Insurance**
- **BMW Home Insurance**
- **BMW Travel Insurance**

For details of your local BMW Dealer, please call 0870 5050 150. Further information on our finance products can be found at **www.bmw.co.uk**

Finance is subject to status and available to over 18’s in the UK only (excludes the Channel Islands). Guarantees and indemnities may be required. Finance is provided by BMW Financial Services, Europa House, Bartley Way, Hook, Hampshire, RG27 9UF.

### BMW Car Insurance

Driving a BMW shows that you refuse to compromise on the quality of your car so why should your car insurance be any different? Designed for you, BMW Car Insurance offers cover that can help give you peace of mind.

Call BMW Car Insurance today on 0870 0240 520.

Lines open 8am – 8pm Monday to Friday, 9am – 5pm Saturdays. Max call charge from a BT landline is 8p a minute. Calls from other networks may vary.

BMW Car Insurance is underwritten by UK Insurance Limited. The Wharf, Neville Street, Leeds, LS1 4AZ, which is authorised and regulated by The Financial Services Authority.

#### Key

- / = Indicates ‘or’
- = Optional
- \* = Prices exclude fitment or subscription. Please consult your BMW Dealer for further details.

# BMW ConnectedDrive.

BMW ConnectedDrive provides telematic and Online services that are fully integrated with your navigation and Bluetooth telephone system. The services provide you and your passengers access to key information from within the vehicle, helping you keep safe and in touch.



## Emergency 999 SOS call

The emergency SOS call provides a direct link to a 999 emergency call centre. This call can either be activated manually, or in extreme situations the sensors in the vehicle will automatically make the call and transmit your location to the emergency services. In either instance you can be assured that help can be despatched without delay.

## Breakdown call

Roadside breakdown assistance is never far away because with BMW ConnectedDrive your vehicle will have a direct link to the BMW Service Centre. This link automatically provides the operator with your vehicle details and position so that a BMW Approved Technician can be despatched quickly and easily.

## Information Plus

At the push of a button local information is available wherever you may be in the country, using the Information Plus service. The service is available 24 hours a day, seven days a week and connects you to an operator who will be able to quickly access the information you need. You can request places of interest, from hotels and restaurants to museums or historical attractions. The information is then sent to your car and can then be used in your navigation system to plan a route to your destination, or to make a call on your Bluetooth telephone.

## My Info

As a BMW ConnectedDrive customer you will be able to access an internet website from where you, or others, can send information to your vehicle. Multiple addresses and telephone numbers can be sent to your vehicle, they can then be transferred into your navigation system or your Bluetooth telephone. Using the My Info service you can also send residential addresses or business listings via Google Maps. When you have found a place of interest or entered the address in the map, there is a send-to-car function on the website, this will send the address and telephone number to your vehicle.

## Remote Services

Remote Services provides you with the facility to contact the BMW Service Centre, who can remotely lock or unlock your vehicle. You will be required to activate your vehicle and set-up your own personal security questions within the ConnectedDrive website. After you have set-up the service, should you be in a situation where you have accidentally locked your keys in the car, the BMW Service Centre will be able unlock your vehicle. Likewise, if you are not near your car and you cannot remember if you have locked your car, our call centre can remotely lock the vehicle for you.

## Extended News and Weather

BMW ConnectedDrive provides you with access to a WAP-based browser which connects to the BMW Online portal. The portal displays the latest Weather forecast and Extended News stories from categories such as World, Business and Sports news.

## My News

From your BMW Online portal, My News provides you with a selection of the latest news from internet sources, which can be defined as you desire. Through these RSS news feeds, titles and short summaries of news items from websites will be visible directly in the Control Display of your BMW. This gives you quick access to your favoured news topics and enables you to keep in touch.

## Google local search

With the Google local search you can access location based information via Google Maps, from the BMW Online portal in the car. Information such as hotels and restaurants can be requested at the current vehicle location, navigation destination or at any other specific location. The content is taken directly from live Google Maps information. Search results appear in a list format, the addresses can be transferred into the navigation system or the telephone number can be transferred to a Bluetooth telephone. Some search results contain additional information such as opening hours, car park details or pictures of the location.

## Routes\*

With Routes you have the facility to import a route with multiple stop-off points into the navigation system. BMW Routes provides a number of default routes across Europe for you to import in your car via BMW Online. My Routes allows you to configure your own routes on the ConnectedDrive website. They can be saved onto a USB memory stick and you can import them directly into your vehicle. This provides you with the facility to plan a trip from comfort of your own home.

\*Routes is only applicable to vehicles with 609 BMW Professional Multimedia Navigation system.

## BMW ConnectedDrive website

As a BMW ConnectedDrive customer you will have access to an internet website with a route planner, traffic information and text message service. The website provides a link to your vehicle by allowing you to send information to your car. You can also modify your news links for My News, or set-up Remote Services for your car. Additional services such as profile settings and a handy help page are also featured.

A three year BMW ConnectedDrive subscription is included with every vehicle equipped with an optional navigation system (606 or 609) and Bluetooth telephone preparation with telematics (633). In conjunction with Bluetooth telephone preparation with telematics (633), unlimited use of BMW ConnectedDrive is included within the subscription.

In the UK ConnectedDrive services require a connection to a UK mobile telephone network. Services are not available on the Isle of Man or the Channel Islands. Some services are available in other European countries, refer to your BMW dealer for more details. Terms and conditions apply.

# Aftersales.

## BMW Service Inclusive

Wouldn't it be good to know all your servicing costs in advance? Well, that's exactly what BMW Service Inclusive provides. Once you have decided which of the options best suits your needs, you can simply relax, and look forward to enjoying care-free driving, courtesy of BMW Service Inclusive.

BMW Service Inclusive lasts for 5 years or 60,000 miles (whichever occurs sooner), so all you need to do is decide which option suits you best. BMW Service Inclusive – covering all your vehicle's servicing requirements or BMW Service Inclusive Plus which in addition to servicing also covers maintenance items such as brakes pads, brake discs and windscreen wipers.

Furthermore, BMW Service Inclusive is transferable to subsequent owners within the time and mileage period, enhancing the resale value of your car.\*

\*For further information please contact your local BMW Dealer.

## Genuine BMW Accessories

Your choice of car says a great deal about you. Genuine BMW Accessories allow you to make that statement even more personal. There's endless scope for personalising your BMW to suit your needs and style, with a wide range of accessories from exterior and interior styling to mobile communications, all of which have been designed to the same exacting standards as your vehicle. For further details on Genuine BMW Accessories for your BMW, please contact your local BMW Dealer.

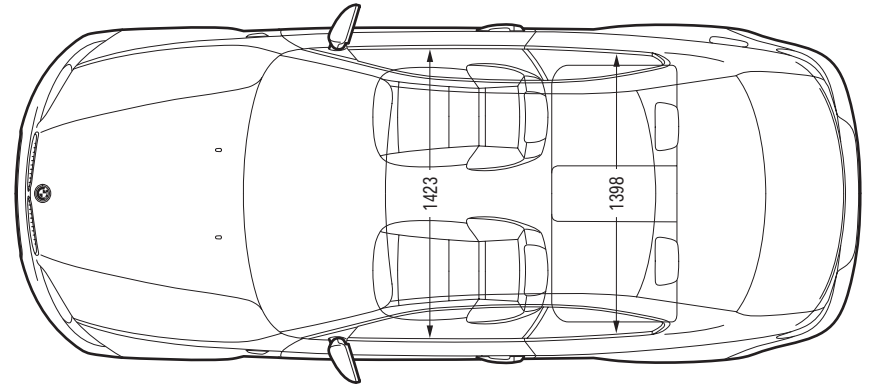

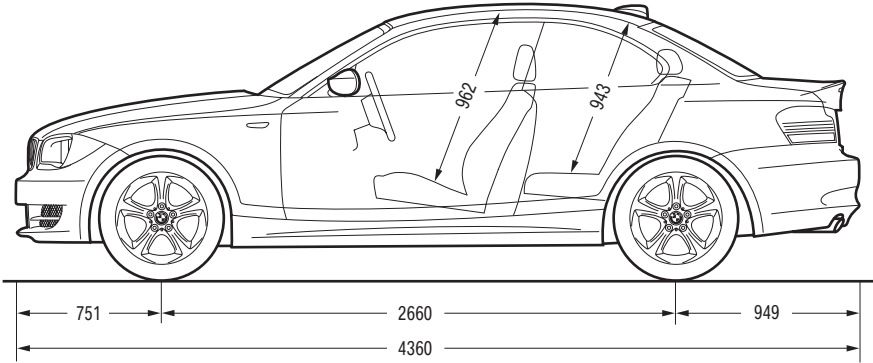
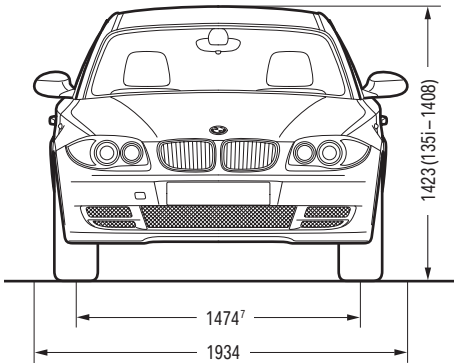
## BMW Lifestyle

The BMW Lifestyle Collection reflects the exclusivity and versatility of BMW design. This innovative product range demonstrates the highest quality in both materials and functionality. The extensive product portfolio includes clothing and accessories items such as miniatures, keyrings, leather goods, kids' mobility products, golf accessories and yachting products.



	120i Coupé	125i Coupé	135i Coupé	118d Coupé	120d Coupé	123d Coupé
Engine and performance						
Configuration <small>[cylinder/valves]</small>	In-line 4 / 4	In-line 6 / 4	In-line 6 / 4	In-line 4 / 4	In-line 4 / 4	In-line 4 / 4
Displacement <small>[cc]</small>	1995	2996	2979	1995	1995	1995
Stroke / Bore <small>[mm]</small>	90 / 84	88 / 85	89.6 / 84	90 / 84	90 / 84	90 / 84
Power output <small>[hp]</small>	170	218	306	143	177	204
Torque output <small>[Nm]</small>	210	270	400	300	350	400
Top speed <small>[mph]</small>	139 (138)	152 (151)	155 (155) <sup>6</sup>	130 (130)	142 (140)	148 (147)
0-62mph <sup>1</sup> <small>[s]</small>	7.8 (8.4)	6.4 (7.0)	5.3 (5.4)	9.0 (9.1)	7.6 (7.8)	7.0 (7.1)
Fuel consumption and emissions <sup>2,3</sup>						
Urban <small>[mpg / l/100km]</small>	32.8 / 8.6 (31.7 / 8.9)	23.7 / 11.9 (24.1 / 11.7)	21.7 / 13.0 (21.4 / 13.2)	52.3 / 5.4 (40.9 / 6.9)	46.3 / 6.1 (39.2 / 7.2)	43.5 / 6.5 (38.7 / 7.3)
Extra-Urban <small>[mpg / l/100km]</small>	52.3 / 5.4 (53.3 / 5.3)	47.1 / 6.0 (45.6 / 6.2)	40.4 / 7.0 (40.9 / 6.9)	70.6 / 4.0 (62.8 / 4.5)	68.9 / 4.1 (64.2 / 4.4)	64.2 / 4.4 (61.4 / 4.6)
Combined <small>[mpg / l/100km]</small>	42.8 / 6.6 (42.8 / 6.6)	34.4 / 8.2 (34.4 / 8.2)	30.7 / 9.2 (30.7 / 9.2)	62.8 / 4.5 (52.3 / 5.4)	58.9 / 4.8 (52.3 / 5.4)	54.3 / 5.2 (50.4 / 5.6)
CO <sub>2</sub> emissions <small>[g/km]</small>	153 (155)	190 (190)	220 (221)	119 (144)	128 (144)	138 (148)
Emissions classification	EU5	EU5	EU4	EU5	EU5	EU5
Additional technical data						
Luggage capacity <small>[l]</small>	370	370	370	370	370	370
Fuel tank capacity <small>[l]</small>	53	53	53	51	51	51
Curb weight: DIN/EU <sup>4</sup> <small>[kg]</small>	1300 / 1375 (1320 / 1395)	1405 / 1480 (1430 / 1505)	1485 / 1560 (1490 / 1565)	1320 / 1395 (1345 / 1420)	1375 / 1450 (1380 / 1455)	1420 / 1495 (1420 / 1495)
Axle unloaded ratio DIN <small>[%]</small>	49.9 (49.3)	48.5 (48.0)	47.9 (47.7)	49.7 (49.1)	48.4 (48.3)	48.0 (48.0)
Gross weight / Payload <small>[kg]</small>	1740 / 440 (1760 / 440)	1845 / 440 (1870 / 440)	1925 / 440 (1930 / 440)	1760 / 440 (1785 / 440)	1815 / 440 (1820 / 440)	1860 / 440 (1860 / 440)
Axle loaded limit <small>front/rear [kg]</small>	845 / 980	910 / 1005	945 / 1030	850 / 990	895 / 985	925 / 1000
Trailer load braked <sup>5</sup> <small>[kg]</small>	1200 / 1200	1200 / 1200	–	1200 / 1200	1200 / 1200	1200 / 1200
Trailer load unbraked <small>[kg]</small>	680	700	–	690	720	740
Roof load limit <small>[kg]</small>	75	75	75	75	75	75
Drag coefficient <small>[cd]</small>	0.3	0.3	0.33	0.3	0.3	0.3

## BMW 1 Series Coupé.



All dimensions in millimetres.

<sup>1</sup> 0-62mph is equal to 0-100km/h.

<sup>2</sup> The petrol engines are designed for RON 98 grade fuel. They can be run on fuel down to RON 91 (for 135i RON 95-98) with a decrease in power.

<sup>3</sup> All engines meet the EU4 emissions standard, 120d and 123d meet EU5 standard. Fuel consumption is determined in accordance with the ECE driving cycle made up of approximately one third urban traffic and two thirds extra-urban driving (based on the distance covered). CO<sub>2</sub> emissions are measured in addition to fuel consumption.

<sup>4</sup> The figure quoted includes a 90 per cent tank filling, 68kg for the driver and 7kg for luggage. Unladen weight applies to vehicles with standard equipment. Optional equipment may increase this figure.

<sup>5</sup> The overall weight of the trailer may not exceed the maximum permissible trailer load plus the maximum permissible towbar download. Based at 12% / 8%.

<sup>6</sup> Electronically limited.

<sup>7</sup> Please note that for 135i the front track is 1470mm and the rear track is 1497mm.

Figures in ( ) apply to cars with automatic transmission.

More about BMW

Tel. 0800 325 600  
www.bmw.co.uk



The Ultimate  
Driving Machine



This price list is printed on paper which has  
been sourced from sustainably managed forests.