



THE MINI RANGE.
FIVE PERSONALITIES, THE SAME MINI SPIRIT.



WELCOME TO MINI.

When you go for a MINI, you go for choice: Is yours going to be a MINI 3-door or 5-door Hatch, a slick MINI Convertible, a MINI Clubman or an adventurous MINI Countryman? Which engine will you choose between One, Cooper and Cooper S? Which style will you select: Classic, Sport or Exclusive?

You can now define the specs of your MINI in 5 easy steps. For more information, please see pages 6-7.

Have a look around, and take all the time you need. There's so much going on with MINI – the first time you get behind the wheel there's so much to discover; engines, styles, wheels and upholsteries, paints, technology and comfort packages as well as additional standard and optional equipment. The list goes on and on, so you can really make your MINI truly yours; which is why we've put together a selection of highlights to help you personalise your MINI.

The range may be broad, but the unmistakable design and iconic go-kart feeling are the hallmarks of MINI.

CONTENTS.

04	Who we are
06	Five steps to your MINI
08	Pick your model
14	Choose your performance
16	Select your style
20	Add some packs
26	Personalise
28	The MINI 3-door and 5-door Hatch
34	The MINI Convertible
38	The MINI Clubman
42	The MINI Clubman City
44	The MINI Countryman
50	The MINI Countryman Plug-in Hybrid
52	Safety runs in the family
54	Genuine MINI Accessories and MINI Yours Customised
56	Discover the MINI CHALLENGE
58	Technical data



WHO WE ARE.

MINI here. While you've probably heard of us already, what you might not know is that we're much more than the little British car with a big personality. We've changed over the years.

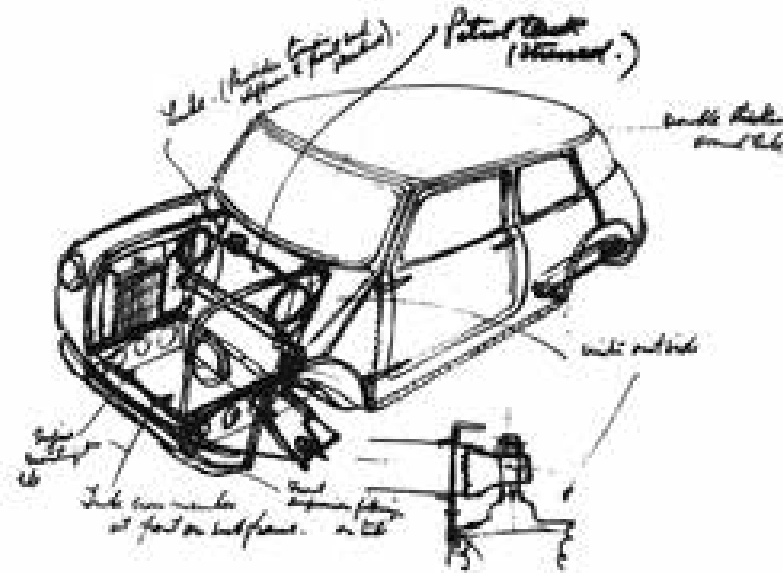
MINI has grown from one car, to five. Each with its own personality, all bound by the same MINI spirit of re-invention. Our models include the MINI 3-door and 5-door Hatch, the MINI Convertible, the MINI Clubman and the MINI Countryman.

The MINI Hatch, available with both 3 doors and 5 doors, is an urban car which sticks out from the crowd, whilst the MINI Convertible is a free spirit, for those who enjoy driving with the top down, taking spontaneous shortcuts, exploring the city and its vibrant outer edges. The MINI Clubman knows the value of first impressions – it's stylish and superbly crafted, yet very practical; and the MINI Countryman is an adventurer – a versatile car with off-road capabilities, ideal for longer journeys. It has loads of space inside so you can take your family with you as well as plenty of luggage.

Each car is also available in different variants*: One, Cooper, Cooper D and Cooper S. Each variant has a different engine and its own feel behind the wheel. But whichever model you choose, they all have one thing in common: the power and efficiency of MINI TwinPower Turbo technology.

Each variant is also available in three different styles**: Classic, Sport and Exclusive. MINI Classic models have an extensive list of standard specifications, whilst MINI Sport models are distinctly sporty and come with John Cooper Works interior and exterior equipment. MINI Exclusive models have a more refined style and include some exclusive MINI Yours interior and exterior features. For more information about the new styles please see pages 16-19.

When Sir Alec Issigonis sketched his initial idea for the Mini on a tablecloth in 1956, his innovative compact design was the perfect response to some of the biggest automotive questions of his era. Almost everything about it was unconventional: he increased the track width as far as he could, mounted the engine transversely, and positioned the instrument cluster centrally for both left and right-hand drive. This ensured maximum space inside the car. The concept was unprecedented – and his revolutionary Mini soon became an icon.

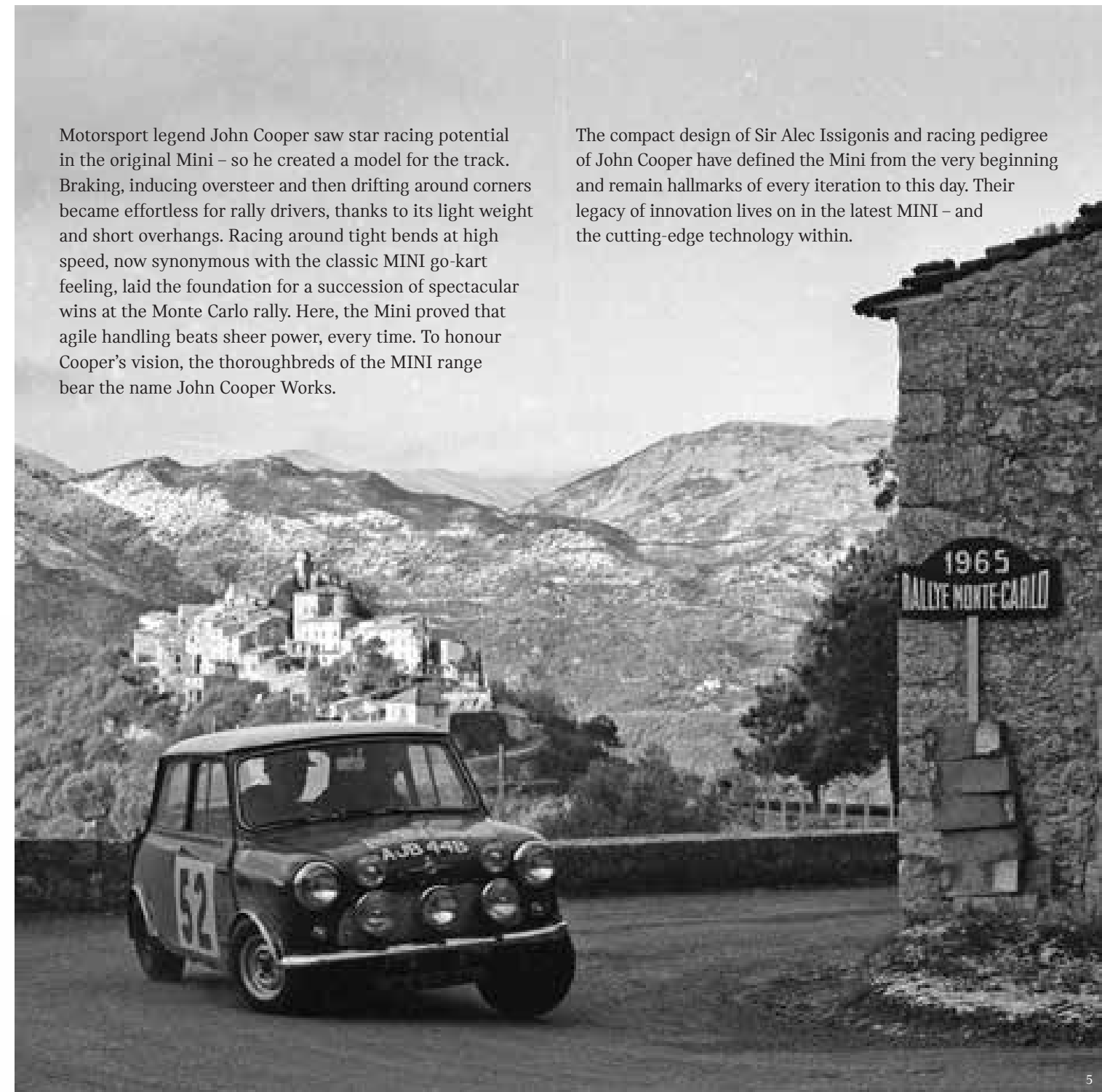


* Some variants are not available on all cars, for more information please check the technical data section (pages 58-62) or contact your MINI Retailer.

** Sport and Exclusive styles are not available on MINI One models.

Motorsport legend John Cooper saw star racing potential in the original Mini – so he created a model for the track. Braking, inducing oversteer and then drifting around corners became effortless for rally drivers, thanks to its light weight and short overhangs. Racing around tight bends at high speed, now synonymous with the classic MINI go-kart feeling, laid the foundation for a succession of spectacular wins at the Monte Carlo rally. Here, the Mini proved that agile handling beats sheer power, every time. To honour Cooper's vision, the thoroughbreds of the MINI range bear the name John Cooper Works.

The compact design of Sir Alec Issigonis and racing pedigree of John Cooper have defined the Mini from the very beginning and remain hallmarks of every iteration to this day. Their legacy of innovation lives on in the latest MINI – and the cutting-edge technology within.



FIVE STEPS TO YOUR MINI.

1. PICK YOUR MODEL.



MINI 3-door Hatch



MINI Convertible



MINI 5-door Hatch



MINI Clubman



MINI Countryman

¹ Some exterior colours are not available on all cars, for more information please check the exterior colour page (on page 26) or contact your MINI Retailer.
² For more information about the single options available, please see page 27, refer to the individual models price lists or speak to your MINI Retailer.

2. CHOOSE YOUR PERFORMANCE.

ONE

1.5l 3-cylinder petrol engine

COOPER

1.5l 3-cylinder petrol engine
2.0l 4-cylinder diesel engine

COOPER S

2.0l 4-cylinder petrol engine

3. SELECT YOUR STYLE.

CLASSIC

SPORT

EXCLUSIVE

4. ADD SOME PACKS.

COMFORT PACKAGES



NAVIGATION PACKAGES



DRIVING ASSISTANT PACK



5. PERSONALISE.

Exterior colours¹:



Contrast roof and mirror caps colours:



Single options²:

- MINI Head-up Display
- Harman Kardon Hi-Fi System
- Comfort Access System
- Panoramic electric glass sunroof
- Automatic gearbox

1. PICK YOUR MODEL.



Model shown: MINI Cooper S 3-door Hatch Exclusive with optional Solaris Orange exterior paint, black roof and mirror caps, and 17" Rail Spoke alloy wheels in two-tone.

The MINI 3-door Hatch is a true trailblazer. Committed to standing out from the crowd, it's expressive and self-assured – the choice for unconventional types. The MINI Hatch is made to enjoy urban life to the full. Compact on the outside, with short overhangs, it has a small turning circle which is handy for nimble manoeuvring in the concrete jungle, and offers room for four people.



Model shown: MINI Cooper S 5-door Hatch Sport with optional Emerald Grey exterior paint, Piano Black Exterior, black bonnet stripes, roof and mirror caps in black and 18" John Cooper Works Cup Spoke alloy wheels in two-tone.

The MINI 5-door Hatch is 16 centimetres longer than the 3-door and has two extra doors which open up unexpected opportunities: Five seats, noticeably more legroom in the back and 30% more luggage space. Ideal for the city, the sporty go-kart feeling makes it fun to drive around tight corners and helps you make your own way through narrow lanes and heavy traffic.



Model shown: MINI Cooper S Convertible Exclusive with optional Midnight Black exterior paint, MINI Yours soft-top and 18" Vanity Spoke alloy wheels in silver.

The MINI Convertible is a free spirit. With four seats and a fully electric soft-top, it's perfect for an open-air drive with your friends. Life with the top down is always animated, exciting and fresh. Prepare to live a life packed with impulse and unbridled energy – it's a non-stop thrill behind the wheel for those who know there's always something else to feel.



Model shown: MINI Cooper S Clubman Exclusive with optional Melting Silver exterior paint, black roof and mirror caps, 18" Star Spoke alloy wheels in black and LED headlights and rear lights.

The MINI Clubman, sophisticated and quintessentially urban, is artfully constructed with practicality in mind. Being 4.25 metres long, it's a step up in size and in functionality, with a roomy interior superbly crafted from top-quality materials. It is mature and worldly in its outlook, a connoisseur of understated style and robust craftsmanship. And with its six doors – including split rear doors – and seating for five, it's perfect for long and short trips.



Model shown: MINI Cooper Countryman Classic with optional Island Blue exterior paint, roof and mirror caps in black, 18" Pin Spoke alloy wheels in black and LED headlights with cornering lights.

The MINI Countryman is an adventurer. Equipped with a go-anywhere attitude, it transforms from undercover urbanite to intrepid explorer in an instant. Just under 4.3 metres long, it is a versatile Sport Activity Vehicle which is also optionally available with ALL4 all-wheel-drive on diesel models. Offering ample room for five people, luggage and all those memories you pick up on the way, the MINI Countryman is ideal for an active lifestyle with your family.

2. CHOOSE YOUR PERFORMANCE.

ONE

Only available on MINI 3-door and 5-door Hatch in Classic style, the MINI One has a 1.5l 3-cylinder petrol engine which delivers 102 hp/75 kW and features MINI TwinPower Turbo technology. The go-kart feeling starts here.

COOPER

Available on all MINI models, the MINI Cooper has a 1.5l 3-cylinder petrol engine (136 hp/100 kW) which offers a handy blend of power and fuel economy. Only available on MINI Clubman and MINI Countryman, the MINI Cooper D is ideal if you prefer high-torque, efficient diesel engines. It generates an incredibly satisfying output of 150 hp/110 kW – served up by a 2.0l MINI TwinPower Turbo 4-cylinder diesel engine.

COOPER S

Available on all MINI models, the MINI Cooper S packs the biggest punch. Under the bonnet it boasts a 2.0l MINI TwinPower Turbo 4-cylinder petrol engine that delivers all the power you need, generating 192 hp/141 kW. The MINI Countryman Plug-in Hybrid features a clever combination: a 3-cylinder petrol engine (136 hp/100 kW) at the front with an 87-hp/65-kW e-motor at the rear axle.




Model shown: MINI Cooper Convertible Classic with optional White Silver exterior paint, mirror caps in black, 16" Victory Spoke alloy wheels in black and Cross Punch leather sport seats in Carbon Black.

3. SELECT YOUR STYLE.

CLASSIC.



SPORT.



EXCLUSIVE.



CLASSIC.



The Classic style comes with an extensive list of standard specifications, such as:

EXTERIOR:

- 15" steel wheels on MINI One
- 15" or 16" alloy wheels on MINI Cooper
- 16" or 17" alloy wheels on MINI Cooper S

INTERIOR:

- Standard seats in cloth on MINI One and MINI Cooper
- Sport seats in cloth on MINI Cooper S
- Standard steering wheel on MINI One and MINI Cooper
- Sport steering wheel on MINI Cooper S



The exterior image shown features optional alloy wheels. The interior image shown features optional upholstery.

SPORT.



The Sport style is distinctly sporty. It includes some exclusive John Cooper Works interior and exterior equipment such as:

EXTERIOR:

- Exclusive John Cooper Works alloy wheels
 - 17" or 18" alloy wheels¹ available as standard
 - 18" or 19" alloy wheels¹ optionally available
- John Cooper Works aerodynamic kit
- John Cooper Works spoiler

INTERIOR:

- John Cooper Works sport seats
- John Cooper Works sport leather steering wheel
- John Cooper Works door sill finishers
- Anthracite headlining
- Cruise control with brake function

ADDITIONAL NO COST OPTIONS²:

- Sport suspension

Not available on MINI One variants.

¹ Availability of alloy wheels depends on the model selected, for more information please see the 'Style Options' pages of the models you are interested in.

² No cost options must be ordered explicitly. The exterior image shown features optional exterior colour, black bonnet stripes and Piano Black Exterior.

EXCLUSIVE.



The Exclusive style prizes individuality and a more refined style. It includes some exclusive MINI Yours interior and exterior features and upgraded equipment such as:

EXTERIOR:

- Upgraded alloy wheels
 - 17" or 18" alloy wheels* available as standard
 - 17", 18" or 19" alloy wheels* optionally available (including exclusive MINI Yours alloy wheels)
- Chrome Line Exterior

INTERIOR:

- MINI Yours leather steering wheel
- MINI Yours leather sport seats
- MINI Yours interior style
- Chrome Line Interior


Not available on MINI One variants.

* Availability of alloy wheels depends on the model selected, for more information please see the 'Style Options' pages of the models you are interested in. The exterior image shown features optional exterior colour and alloy wheels. The interior image shown features optional interior style.

4. ADD SOME PACKS.



DRIVING ASSISTANT PACK



COMFORT PACKAGES



NAVIGATION PACKAGES

DRIVING ASSISTANT PACK.

The optional Driving Assistant Pack is a camera-based driver assistance system that increases safety on the road for you and others around you. It recognises and reports speed limits and no-overtaking zones.

When travelling at speeds between 6 and 37 mph, pedestrian warning and approach control warning, both with light city braking function, warn drivers and automatically brake if a potential collision is detected.

At higher speeds, approach control warning also registers potential collisions with vehicles ahead and preconditions the brakes for faster brake responses and shorter stopping distances. If an accident cannot be avoided, the braking functions help to reduce the impact speed.



Model shown: MINI Cooper S 5-door Hatch Classic with optional Electric Blue exterior paint, white bonnet stripes, roof and mirror caps in white, 17" Cosmos Spoke alloy wheels in silver and Driving Assistant Pack.

COMFORT PACK.

The Comfort Pack adds more comfort to your MINI with the following features:

- Seat heating for driver and front passenger
- Automatic air conditioning
- Rear Park Distance Control*
- Passenger seat height adjustment
- Storage compartment pack
- Floor mats in velour
- Front centre armrest

* Already standard on MINI Convertible and MINI Countryman.



Seat heating for driver and front passenger and automatic air conditioning

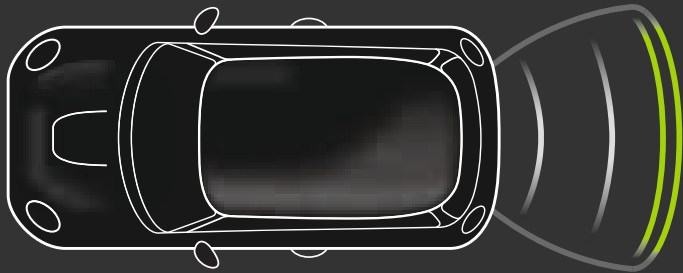
COMFORT PLUS PACK.

Add even more comfort to your MINI with the Comfort Plus Pack. It comprises all the equipment of the Comfort Pack:


- Seat heating for driver and front passenger
- Automatic air conditioning
- Passenger seat height adjustment
- Storage compartment pack
- Floor mats in velour
- Front centre armrest

It also includes the following features:


- Rear view camera
- Auto-dimming exterior mirrors and interior rear view mirror
- Folding exterior mirrors
- Park Distance Control, front and rear
- Parking Assistant (helping you find a suitable parking space and makes parallel parking easy, you just have to brake and accelerate as required)




Rear Park Distance Control: acoustic and optical distance warning of obstacles to the rear of the car (sensors in rear bumper)



Automatic air conditioning



Parking Assistant



Rear view camera

NAVIGATION PACK.

The Navigation Pack is standard on MINI Clubman and MINI Countryman, and optionally available on MINI Hatch and MINI Convertible. It includes the following features:

- MINI Navigation system with 6.5" display
- MINI Connected*
(vehicle status and destination, frequently visited places, MINI Find Mate, calendar integration, share arrival time, "time to go" notifications, MINI Connected ready-apps)
- Apple CarPlay
- Visual Boost Radio

On MINI Clubman and MINI Countryman, it also comprises additional equipment:

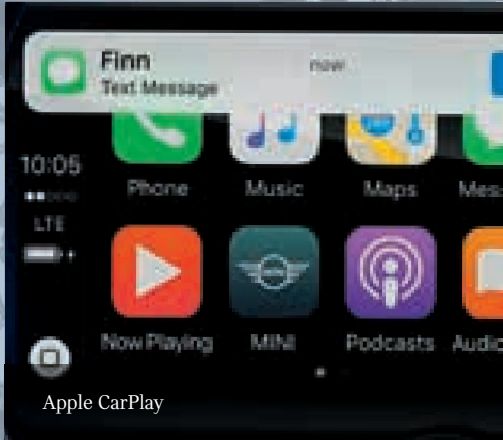
- Real Time Traffic Information (RTTI)
(providing the latest traffic updates so you can spot and bypass sudden bottlenecks)
- ConnectedDrive Services
(including Online Search and Weather Information)
- Remote Services
(vehicle search, import destination from smartphone to Navigation system, lock or unlock the doors remotely)

Not available with the Navigation Plus Pack.

* Subject to phone compatibility, please check mini.co.uk/connected



MINI Navigation system with 6.5" display



Apple CarPlay



Real Time Traffic Information (RTTI), only on MINI Clubman and MINI Countryman models

NAVIGATION PLUS PACK.


To be even more connected to the world, upgrade your MINI with the optional Navigation Plus Pack, available on all MINI models. It's packed with exclusive connectivity features such as Online Search, Concierge Service, Real Time Traffic Information and more.

Contents:

- MINI Navigation system with 8.8" touch display
- Real Time Traffic Information (RTTI)
(providing the latest traffic updates so you can spot and bypass sudden bottlenecks)
- Enhanced bluetooth with wireless charging
- ConnectedDrive Services
(including Online Search and Weather Information)
- Concierge Service
(24/7 availability, cost-free calling through pre-installed SIM-Card, search for points of interest, transmit address into Navigation system, ask about flight information, check opening times of cultural facilities, book hotel rooms)
- Remote Services
(vehicle search, import destination from smartphone to Navigation system, lock or unlock the doors remotely)
- MINI Connected*
(vehicle status and destination, frequently visited places, MINI Find Mate, calendar integration, share arrival time, "time to go" notifications, MINI Connected ready-apps)
- MINI Connected XL App with additional features
- Apple CarPlay
- Front centre armrest

Not available with the Navigation Pack.


* Subject to phone compatibility, please check mini.co.uk/connected



Online Search



Real Time Traffic Information (RTTI)



Concierge Service

5. PERSONALISE.

EXTERIOR COLOURS.

All models



Pepper White^{**1}
(standard colour)



White Silver^{**2}



Melting Silver^{*}



Moonwalk Grey^{*}



Thunder Grey^{*3}



Emerald Grey^{**}



Starlight Blue^{**}



Midnight Black^{*4}



British Racing Green^{*}



Chili Red



MINI Yours Lapisluxury Blue
(special colour)

Additional colours for MINI Hatch models:



Electric Blue^{*}



Solaris Orange^{*}

Additional colours for MINI Convertible models:



Electric Blue^{*}



Caribbean Aqua^{*}




Solaris Orange^{*}

Additional colours for MINI Clubman models:



Pure Burgundy^{*}

Additional colours for MINI Countryman models:



Light White¹
(standard colour)



Chestnut
(standard colour)




Island Blue^{*}

^{*} Metallic. ^{**} Not available on MINI Countryman models. ¹ Pepper White and Light White are not available with roof and mirror caps in Aspen White. ² White Silver is not available with roof in body colour. ³ Thunder Grey is only available on Cooper S models. ⁴ Midnight Black is not available with roof and mirror caps in Jet Black.


SINGLE OPTIONS.



MINI Head-up Display




Harman Kardon Hi-Fi System



Comfort Access System



Panoramic electric glass sunroof



Automatic gearbox
(7-speed Steptronic transmission with double clutch
or 8-speed Automatic transmission)*

For more information about the single options available, please refer to the individual models price lists or speak to your MINI Retailer.
^{*} Availability of transmission depends on the model selected, for more information please refer to the individual models price lists or speak to your MINI Retailer.



THE MINI 3-DOOR AND 5-DOOR HATCH.

Models shown: MINI Cooper S 3-door Hatch Exclusive with optional Solaris Orange exterior paint, roof and mirror caps in black and 17" Rail Spoke alloy wheels in two-tone (left) and MINI Cooper S 5-door Hatch Sport with optional Emerald Grey exterior paint, Piano Black Exterior, black bonnet stripes, roof and mirror caps in black and 18" John Cooper Works Cup Spoke alloy wheels in two-tone.

The true original and the one that started it all. The MINI Hatch is striking and showcases its legendary DNA more proudly than ever. Distinctively modern, it comes equipped with an extensive list of standard features. Compact on the outside, with short overhangs, plus loads of space inside – it's as fun to drive today as it was back in 1959. On winding country roads it handles like a go-kart. It also has a small turning circle, which is handy for nimble manoeuvring in the concrete jungle. The MINI Hatch is made to enjoy urban life to the full.

STANDARD EQUIPMENT HIGHLIGHTS

EXTERIOR:

- LED headlights
- LED rear lights
- Rain sensor and automatic headlight activation
- Mirror caps in body colour


INTERIOR:

- 6.5" screen
- Multi-function controls for steering wheel
- Bluetooth hands free function with USB audio
- DAB digital tuner
- Intelligent emergency calling (E-call)

- Interior lights pack
- MINI Excitement Pack (including MINI logo projection, illuminated door handles and LED mood lighting)



LED headlights



6.5" screen, bluetooth hands free function with USB audio and LED mood lighting



Multi-function controls for steering wheel



LED rear lights



MINI logo projection as part of the MINI Excitement Pack



Intelligent emergency calling (E-call)

The MINI 3-door Hatch offers room for four people plus 211 litres of luggage.



Model shown: MINI Cooper S 3-door Hatch Exclusive with optional Solaris Orange exterior paint, black roof and mirror caps, and 17" Rail Spoke alloy wheels in two-tone.

Same handling – more handles. It's the icon you love with double the doors. Two extra doors open up untold opportunities, and you still get all of the classic MINI go-kart feeling thanks to a low centre of gravity, wide-track and sporty chassis.

Five seats, noticeably more legroom in the back and 30% more luggage space (278 litres) – the benefits of the MINI 5-door speak for themselves. It's highly customisable, agile and a great everyday car with all the striking MINI design features.



Model shown: MINI Cooper S 5-door Hatch Sport with optional Emerald Grey exterior paint, Piano Black Exterior, black bonnet stripes, roof and mirror caps in black and 18" John Cooper Works Cup Spoke alloy wheels in two-tone.

STYLE OPTIONS.

THE MINI 3-DOOR AND 5-DOOR HATCH.

CLASSIC.



ALLOY WHEELS.

STANDARD.



ONE
15" steel wheels in silver

COOPER
15" Heli Spoke alloy wheels in silver

COOPER S
16" Loop Spoke alloy wheels in silver

OPTIONAL.



17" Cosmos Spoke alloy wheels in silver

17" Cosmos Spoke alloy wheels in black

16" Victory Spoke alloy wheels in black

16" Loop Spoke alloy wheels in silver

15" Heli Spoke alloy wheels in silver

SEATS AND UPHOLSTERIES.


STANDARD.



ONE / COOPER
Standard seats with Firework cloth upholstery in Carbon Black¹

COOPER S
Sport seats with Double Stripe cloth upholstery in Carbon Black¹

OPTIONAL.



Sport seats with Diamond cloth/leather upholstery in Carbon Black¹

Sport seats with Cross Punch leather upholstery in Carbon Black²

INTERIOR SURFACES.


STANDARD.



ONE
Black Grain interior surface




COOPER
Hazy Grey interior surface



COOPER S
Black Chequered interior surface

OPTIONAL.



Piano Black interior surface

SPORT.



ALLOY WHEELS.

STANDARD.



17" John Cooper Works Track Spoke alloy wheels in black

OPTIONAL.



18" John Cooper Works Cup Spoke alloy wheels in two-tone

SEATS AND UPHOLSTERIES.

STANDARD.



John Cooper Works sport seats with Dinamica / cloth upholstery in Carbon Black¹

OPTIONAL.




John Cooper Works sport seats with Dinamica / leather upholstery in Carbon Black²



Sport seats with Cross Punch leather upholstery in Carbon Black²

INTERIOR SURFACES.

STANDARD.




COOPER
Hazy Grey interior surface



COOPER S
Black Chequered interior surface

OPTIONAL.



Piano Black interior surface

EXCLUSIVE.



ALLOY WHEELS.

STANDARD.



17" Roulette Spoke alloy wheels in two-tone

OPTIONAL.



18" Vanity Spoke alloy wheels in silver



17" Tentacle Spoke alloy wheels in silver



17" Rail Spoke alloy wheels in two-tone



17" Propeller Spoke alloy wheels in two-tone

SEATS AND UPHOLSTERIES.

STANDARD.



Sport seats with MINI Yours Lounge leather upholstery in Carbon Black²

OPTIONAL.




Sport seats with Lounge leather upholstery in Satellite Grey²



Sport seats with Chester leather upholstery in Malt Brown²

INTERIOR SURFACES.

STANDARD.



MINI Yours Fibre Alloy interior style

OPTIONAL.



MINI Yours Piano Black interior style, illuminated

THE MINI CONVERTIBLE.



Model shown: MINI Cooper S Convertible Exclusive with optional Midnight Black exterior paint, MINI Yours soft-top and 18" Vanity Spoke alloy wheels in silver.

Sky above, road ahead – experience the legendary go-kart feeling in the slick MINI Convertible and leave your troubles behind you. Driving with the top down has never felt so good. The MINI Convertible has four seats, and when the top is closed, the luggage compartment has a generous capacity of 215 litres.

It takes just 18 seconds for the high-quality, electrically operated soft-top to fully open or close – even when travelling at speeds of up to 19 mph. The steep front windscreen offers a clear view of the sky above. When the roof is closed, the multiple layers in the soft-top provide a high level of sound insulation.

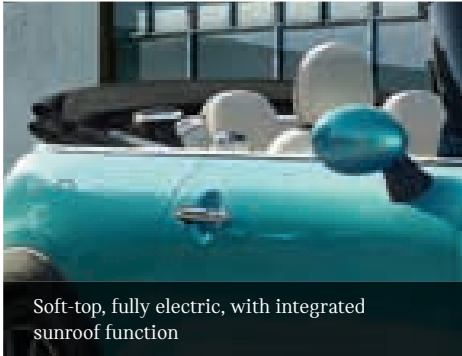
STANDARD EQUIPMENT HIGHLIGHTS

EXTERIOR:


- LED headlights
- LED rear lights
- Soft-top with integrated sunroof function
- Fully electric soft-top operation
- Rain sensor and automatic headlight activation

INTERIOR:

- 6.5" screen
- Multi-function controls for steering wheel
- Bluetooth hands free function with USB audio
- DAB digital tuner
- Intelligent emergency calling (E-call)
- Rear Park Distance Control
- Interior lights pack
- MINI Excitement Pack (including MINI logo projection, illuminated door handles and LED mood lighting)



Soft-top, fully electric, with integrated sunroof function




Rear Park Distance Control



LED headlights



MINI logo projection as part of the MINI Excitement Pack



6.5" screen, bluetooth hands free function with USB audio and LED mood lighting




LED rear lights

STYLE OPTIONS.
THE MINI CONVERTIBLE.

CLASSIC.




ALLOY WHEELS.
STANDARD.



COOPER
15" Heli Spoke alloy wheels in silver

COOPER S
16" Loop Spoke alloy wheels in silver

OPTIONAL.



17" Cosmos Spoke alloy wheels in silver

17" Cosmos Spoke alloy wheels in black

16" Victory Spoke alloy wheels in black

16" Loop Spoke alloy wheels in silver

SEATS AND UPHOLSTERIES.
STANDARD.



COOPER
Standard seats with Firework cloth upholstery in Carbon Black¹



COOPER S
Sport seats with Double Stripe cloth upholstery in Carbon Black¹

OPTIONAL.




Sport seats with Diamond cloth/leather upholstery in Carbon Black¹




Sport seats with Cross Punch leather upholstery in Carbon Black²

INTERIOR SURFACES.
STANDARD.



COOPER
Hazy Grey interior surface



COOPER S
Black Chequered interior surface

OPTIONAL.



Piano Black interior surface

SPORT.



ALLOY WHEELS.
STANDARD.



17" John Cooper Works Track Spoke alloy wheels in black

OPTIONAL.



18" John Cooper Works Cup Spoke alloy wheels in two-tone

SEATS AND UPHOLSTERIES.
STANDARD.



John Cooper Works sport seats with Dinamica / cloth upholstery in Carbon Black¹

OPTIONAL.




John Cooper Works sport seats with Dinamica / leather upholstery in Carbon Black²




Sport seats with Cross Punch leather upholstery in Carbon Black²

INTERIOR SURFACES.
STANDARD.




COOPER
Hazy Grey interior surface



COOPER S
Black Chequered interior surface

OPTIONAL.



Piano Black interior surface

EXCLUSIVE.



ALLOY WHEELS.
STANDARD.



17" Roulette Spoke alloy wheels in two-tone

OPTIONAL.



18" Vanity Spoke alloy wheels in silver



17" Tentacle Spoke alloy wheels in silver



17" Rail Spoke alloy wheels in two-tone



17" Propeller Spoke alloy wheels in two-tone

SEATS AND UPHOLSTERIES.
STANDARD.



Sport seats with MINI Yours Lounge leather upholstery in Carbon Black²

OPTIONAL.



Sport seats with Lounge leather upholstery in Satellite Grey²



Sport seats with Chester leather upholstery in Malt Brown²

INTERIOR SURFACES.
STANDARD.



MINI Yours Fibre Alloy interior style

OPTIONAL.



MINI Yours Piano Black interior style, illuminated

THE MINI CLUBMAN.



Model shown: MINI Cooper S Clubman Exclusive with optional Melting Silver exterior paint, black roof and mirror caps, 18" Star Spoke alloy wheels in black and LED headlights.

The MINI Clubman is the most charming and sophisticated MINI we've ever made. It's a step up in size – and in functionality. We've designed a roomy interior crafted from top-quality materials and packed full of the latest innovations. And with its six doors – including split rear doors – and seating for five, it's the perfect saloon for long and short trips.

STANDARD EQUIPMENT HIGHLIGHTS

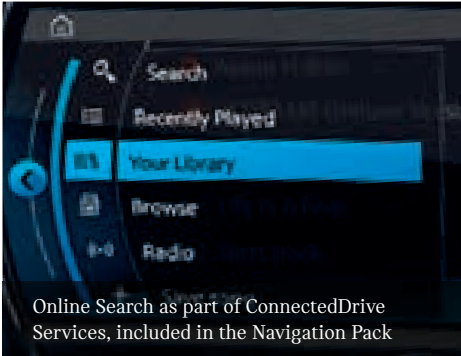
- Navigation Pack, including:
 - MINI Navigation system with 6.5" display
 - Real Time Traffic Information (RTTI)
 - Apple CarPlay
 - Remote Services
 - ConnectedDrive Services (including Online Search and Weather Information)
 - Intelligent emergency calling (E-call)
- Multi-function controls for steering wheel
- DAB digital tuner
- White indicators
- Rain sensor and automatic headlight activation
- Interior lights pack
- MINI Excitement Pack (including MINI logo projection, illuminated door handles and LED mood lighting)



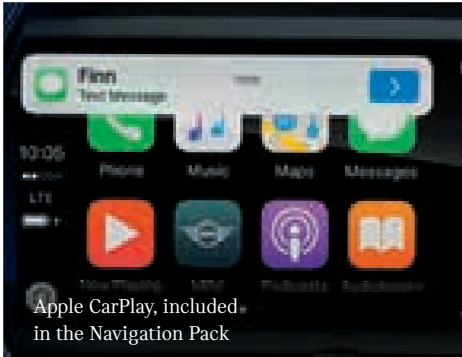
MINI Navigation system with 6.5" display, included in the Navigation Pack



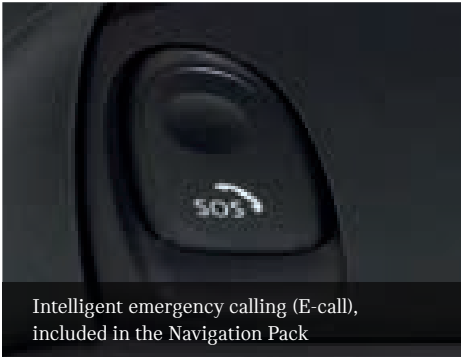
Real Time Traffic Information (RTTI), included in the Navigation Pack



Online Search as part of ConnectedDrive Services, included in the Navigation Pack



Apple CarPlay, included in the Navigation Pack



Intelligent emergency calling (E-call), included in the Navigation Pack



MINI logo projection as part of the MINI Excitement Pack

STYLE OPTIONS.


THE MINI CLUBMAN.

CLASSIC.



ALLOY WHEELS.

STANDARD.



COOPER / D
16" Revolute Spoke alloy wheels in silver

COOPER S
17" Vent Spoke alloy wheels in silver

OPTIONAL.



17" Net Spoke alloy wheels in silver

17" Net Spoke alloy wheels in black

17" Vent Spoke alloy wheels in silver

SEATS AND UPHOLSTERIES.

STANDARD.



COOPER / D
Standard seats with Firework cloth upholstery in Carbon Black¹



COOPER S
Sport seats with Double Stripe cloth upholstery in Carbon Black¹

OPTIONAL.




Sport seats with Cord cloth/leather upholstery in Carbon Black¹




Sport seats with Cross Punch leather upholstery in Carbon Black²

INTERIOR SURFACES.

STANDARD.




COOPER / D
Hazy Grey interior surface



COOPER S
Grey Chequered interior surface

OPTIONAL.



Piano Black interior surface

SPORT.



ALLOY WHEELS.

STANDARD.



18" John Cooper Works Grip Spoke alloy wheels in silver

OPTIONAL.



19" John Cooper Works Course Spoke alloy wheels in two-tone (only available on Cooper S models)

SEATS AND UPHOLSTERIES.

STANDARD.



John Cooper Works sport seats with Dinamica / leather upholstery in Carbon Black¹

OPTIONAL.




John Cooper Works sport seats with Dinamica / leather upholstery in Carbon Black²




Sport seats with Cross Punch leather upholstery in Carbon Black²

INTERIOR SURFACES.

STANDARD.



COOPER / D
Hazy Grey interior surface



COOPER S
Grey Chequered interior surface

OPTIONAL.



Piano Black interior surface

EXCLUSIVE.



ALLOY WHEELS.

STANDARD.



18" Star Spoke alloy wheels in silver

OPTIONAL.



18" Star Spoke alloy wheels in black



18" MINI Yours Masterpiece alloy wheels, burnished

SEATS AND UPHOLSTERIES.

STANDARD.



Sport seats with MINI Yours Lounge leather upholstery in Carbon Black²

OPTIONAL.



Sport seats with Lounge leather upholstery in Satellite Grey²



Sport seats with Chester leather upholstery in Indigo Blue²



Sport seats with Cross Punch leather upholstery in Pure Burgundy²


INTERIOR SURFACES.

STANDARD.




MINI Yours Piano Black interior style, illuminated

OPTIONAL.



MINI Yours Pure Burgundy interior style, illuminated



MINI Yours Fibre Alloy interior style, illuminated

THE MINI CLUBMAN CITY.



Model shown: MINI Clubman City with no cost 17" Net Spoke alloy wheels in silver and optional Melting Silver exterior colour.

The MINI Clubman City offers a high level of standard equipment: it has a visually appealing exterior with a choice of 16" or 17" alloy wheels included and also has vital equipment for any business user such as Rear Park Distance Control as well as Satellite Navigation including Real Time Traffic Information and Apple CarPlay. The MINI Clubman City is available with either a 1.5l 3-cylinder petrol engine (with manual or automatic transmission) delivering 102 hp/75 kW or a 1.5l 3-cylinder diesel engine (with automatic transmission) delivering 116 hp/85 kW, whilst achieving low CO₂ emissions (the diesel unit has the lowest CO₂ value in the whole MINI Clubman range), therefore reducing VED and BIK rates, ideal for company car owners.

STANDARD EQUIPMENT HIGHLIGHTS

EXTERIOR

- Choice of 16" or 17" alloy wheels
- Roof and mirror caps in body colour

INTERIOR

- Sport leather steering wheel with multi-function controls
- Rear Park Distance Control
- Cruise control with brake function
- DAB digital tuner
- Air conditioning, manual

- Navigation Pack, including:
 - MINI Navigation system with 6.5" display
 - Real Time Traffic Information (RTTI)
 - Apple CarPlay
 - Remote Services
 - ConnectedDrive Services (including Online Search and Weather Information)
 - Intelligent emergency calling (E-call)



THE MINI COUNTRYMAN.



Model shown: MINI Cooper S Countryman Exclusive with optional Island Blue exterior paint, black roof and mirror caps, 19" Edged Spoke alloy wheels in silver and LED headlights with cornering lights.

The MINI Countryman is a versatile, five-seater Sport Activity Vehicle that's more comfortable than ever. As big as it feels on the inside, the Countryman is still a MINI through and through. Gliding through the city, coasting through the mountains – it's all effortless. It's just under 4.3 metres long, which means it has some serious luggage capacity in addition to ample legroom. The MINI Countryman also comes equipped with standard features you might expect to be optional. With powerful engines and optional ALL4 all-wheel-drive (available on diesel models only), it tackles even the trickiest terrain with ease. So what are you waiting for? The world won't explore itself.

STANDARD EQUIPMENT HIGHLIGHTS

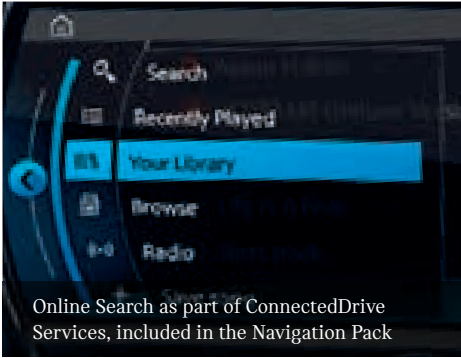
- Navigation Pack, including:
 - MINI Navigation system with 6.5" display
 - Real Time Traffic Information (RTTI)
 - Apple CarPlay
 - Remote Services
 - ConnectedDrive Services (including Online Search and Weather Information)
 - Intelligent emergency calling (E-call)
- Roof rails
- White indicators
- Multi-function controls for steering wheel
- DAB digital tuner
- Rear Park Distance Control
- Rain sensor and automatic headlight activation
- Interior lights pack
- MINI Excitement Pack (including MINI logo projection, illuminated door handles and LED mood lighting)



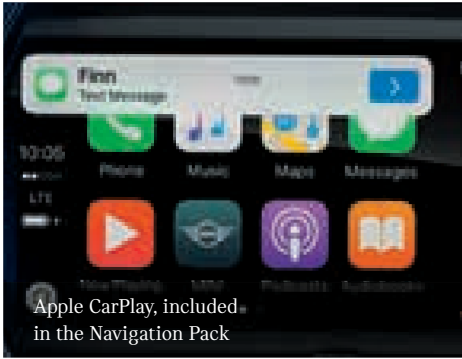
MINI Navigation system with 6.5" display, included in the Navigation Pack




Real Time Traffic Information (RTTI), included in the Navigation Pack



Online Search as part of ConnectedDrive Services, included in the Navigation Pack



Apple CarPlay, included in the Navigation Pack



Roof rails in silver




Rear Park Distance Control

ADVENTURE IS WAITING.

The best views are at the top, and ALL4 gets you there. The optional intelligent all-wheel-drive system¹ provides optimal traction and maximum stability when you need it, down dirt tracks, cobbled streets or even across the snowy plains. Now you can really run wild.



Model shown: MINI Cooper S Countryman Sport with optional Chili Red exterior paint, roof and mirror caps in black, LED headlights with cornering lights and LED rear lights.



Model shown: MINI Cooper S Countryman Exclusive with optional Island Blue exterior paint, white roof and mirror caps, MINI Yours British Oak illuminated interior style and MINI Activity Pack.

THE ONLY THING THAT SHOULD STOP YOU IS THE VIEW.

In the MINI Countryman, the only thing that's going to stop you is the view. Luckily there's a cushioned picnic bench available as part of the optional MINI Activity Pack² for moments just like these. Just pull it out from beneath the loading shelf and soak up the sunset.

The loading shelf, fastening straps and lashing eyes in the storage compartment pack (available as part of the optional Comfort Pack or Comfort Plus Pack) keep luggage in place and ensure optimal weight distribution. The storage compartment pack also comes with extra LED lights and a 12-volt socket – perfect for powering a coolbox.

¹ Only available on MINI Countryman diesel and plug-in hybrid models, the ALL4 all-wheel-drive is an intelligent torque vectoring system that maximises traction on virtually any surface. Its electrohydraulic multi-disc clutch is linked to Dynamic Stability Control and smoothly varies the amount of drive torque distributed from the MINI TwinPower Turbo engine to the front and rear axles according to the driving situation.

² The MINI Activity Pack includes a larger-capacity Fuel Tank, automatic operation of tailgate, a luggage compartment separating net, rear seat adjustment and a Picnic Bench.

STYLE OPTIONS.

THE MINI COUNTRYMAN.

CLASSIC.



ALLOY WHEELS.

STANDARD.



COOPER / D / D ALL4
16" Revolute Spoke alloy wheels in silver



COOPER S / S E ALL4
17" Imprint Spoke alloy wheels in silver

OPTIONAL.



18" Pin Spoke alloy wheels in silver



18" Pin Spoke alloy wheels in black



17" Channel Spoke alloy wheels in silver



17" Imprint Spoke alloy wheels in silver

SEATS AND UPHOLSTERIES.

STANDARD.



COOPER / D / D ALL4 / S E ALL4
Standard seats with Firework cloth upholstery in Carbon Black¹



COOPER S
Sport seats with Double Stripe cloth upholstery in Carbon Black¹

OPTIONAL.




Sport seats with Cord cloth / leather upholstery in Carbon Black¹



Sport seats with Cross Punch leather upholstery in Carbon Black²


INTERIOR SURFACES.

STANDARD.



Hazy Grey interior surface

OPTIONAL.



Piano Black interior surface

SPORT.



ALLOY WHEELS.

STANDARD.



18" John Cooper Works Thrill Spoke alloy wheels in two-tone

OPTIONAL.



19" John Cooper Works Course Spoke alloy wheels in two-tone (only available on Cooper S / S E ALL4 models)

SEATS AND UPHOLSTERIES.

STANDARD.



John Cooper Works sport seats with Dinamica / cloth upholstery in Carbon Black¹

OPTIONAL.



John Cooper Works sport seats with Dinamica / leather upholstery in Carbon Black²



Sport seats with Cross Punch leather upholstery in Carbon Black²


INTERIOR SURFACES.

STANDARD.



Hazy Grey interior surface

OPTIONAL.



Piano Black interior surface

EXCLUSIVE.



ALLOY WHEELS.

STANDARD.



18" Pair Spoke alloy wheels in silver

OPTIONAL.



19" Edged Spoke alloy wheels in silver



19" Masterpiece alloy wheels, burnished

SEATS AND UPHOLSTERIES.

STANDARD.



Sport seats with MINI Yours Lounge leather upholstery in Carbon Black²

OPTIONAL.




Sport seats with Lounge leather upholstery in Satellite Grey²



Sport seats with Chester leather upholstery in British Oak²


INTERIOR SURFACES.

STANDARD.



MINI Yours Piano Black interior style, illuminated

OPTIONAL.



MINI Yours British Oak interior style, illuminated

¹Seats don't include lumbar support. ²Seats include lumbar support.



MINI ELECTRIC

Model shown: MINI Countryman Plug-in Hybrid Classic with optional Melting Silver exterior paint, black roof and mirror caps, 18" Pin Spoke alloy wheels in black and LED headlights with cornering lights.

THE MINI COUNTRYMAN PLUG-IN HYBRID.

The MINI Countryman Plug-in Hybrid combines an electric motor and battery with a conventional petrol engine to offer drivers the best of both worlds with a total output of 224 hp enabling thrilling acceleration from 0 to 62 mph in 6.8 seconds. The e-motor backs up the petrol engine via the boost function and enables electric all-wheel-drive. The central display ❶ shows the power distribution between the two engines. A combi display ❸ replaces the rev counter, and shows the available power. The battery can be charged both during the journey and externally at any 230-volt power supply via the supplied cable ❷.

eDrive

- Max. output: 88 hp
- Peak torque: 165 Nm
- Battery type: Li-Ion
- Charging time (using household socket)*: 150 minutes
- Electric top speed: 78 mph

Fuel and electricity consumption and electric range (NEDC-equivalent values)^{1, 2, 4}

- Fuel consumption (combined): 113.0–117.7 mpg
- Electricity consumption: 246.0–251.5 mpge
- Electric range: 25 miles

Fuel and electricity consumption and electric range (WLTP values)^{3, 4}

- Fuel consumption (combined): 35.3–36.7 mpg
- Electricity consumption: 142.2–151.1 mpge
- Electric range: 20 miles

CO₂ emissions (NEDC-equivalent values)^{2, 4, 5}

- CO₂ emissions (combined): 56-55 g/km

The MINI Countryman Plug-in Hybrid is eligible for a plug-in car grant (£2,500 contribution).

* Depending on electrical grid used. Charging time corresponds to a 100% charge.



¹ NEDC-equivalent fuel and electricity consumption figures are valid until 31 December 2018.

² Figures are based on the new WLTP test cycle and are converted back into NEDC-equivalent values to facilitate vehicle comparison.

³ WLTP fuel and electricity consumption figures are valid from 1 January 2019.

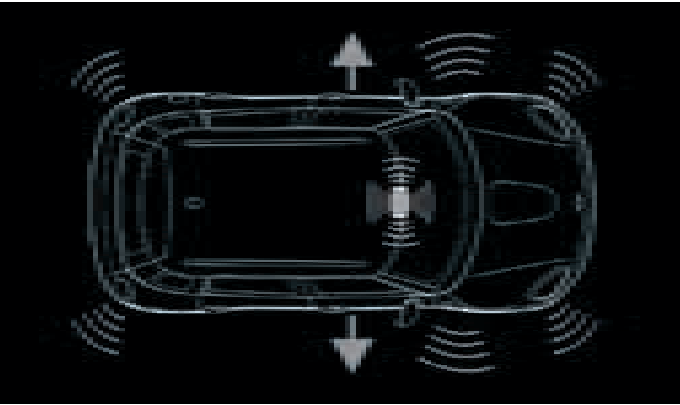
⁴ Figures are obtained using a combination of battery power and petrol fuel after the battery had been charged. Figures are intended for comparisons between vehicles and may not be representative of what a user achieves under usual driving conditions. Only compare fuel consumption and CO₂ figures with other cars tested to the same technical standard. The MINI Countryman Plug-in Hybrid is a plug-in hybrid electric vehicle that requires mains electricity for charging. Figures vary within the range depending on the style selected and the optional alloy wheels and tyres fitted.

⁵ Until 6 April 2020, the NEDC-equivalent CO₂ figures will be used to calculate the Vehicle Excise Duty in the UK.



SAFETY RUNS IN THE FAMILY.

You can never be too secure. That’s why every MINI is packed with safety features as standard, including Dynamic Stability Control and the latest generation Antilock Braking System.



CRASH-TEST GENIUS.

In the event of an impact accident, doors unlock, interior and hazard lights turn on and the fuel pump shuts down. When a car can think for itself in the event of an accident, you know it’s pretty brilliant.

STANDARD SAFETY FEATURES

Intelligent emergency calling (E-call): If necessary or in an emergency, E-call establishes a connection to emergency and rescue services through a Call Centre. The vehicle’s current location is transmitted along with additional data depending on the severity of the accident

3-point seat belts, in all seats, including belt stopper, pyrotechnic belt tightener and belt force limiter in front

Airbags for driver and front passenger, 8 airbags as standard; 2 front, 2 side and 4 head airbags

Antilock Braking System (ABS) including Cornering Brake Control (CBC)

Autonomous Emergency Braking (AEB) system including Forward Collision Warning (FCW) and City Collision Mitigation (CCM)*

* Only standard on MINI Clubman and MINI Countryman models.



INTELLIGENT EMERGENCY CALLING (E-CALL).

Dynamic Brake Lights

Crash sensor, for airbag deployment and activating hazard warning flashers and interior light, unlocking the doors and activating fuel cut-off

Dynamic Stability Control (DSC), including Automatic Stability Control + Traction (ASC+T), Electronic Brake Force Distribution (EBD), Brake Drying and Hill Assist

Dynamic Traction Control (DTC) with Electronic Differential Lock Control (EDLC)

Fuel pump with automatic cut-off in crash situation

Tyre Pressure Warning System (TPWS), passive monitoring of all 4 wheels with status indicator light



Model shown: MINI Cooper S Clubman Exclusive with optional Melting Silver exterior paint, black roof and mirror caps, 18" Star Spoke alloy wheels in black and LED headlights and rear lights.

GENUINE MINI ACCESSORIES.

Showcase your personality, add a range of Genuine MINI Accessories to enhance the look and feel of your vehicle or create motorsport flair by accessorising your MINI with optional John Cooper Works Accessories. Your local MINI Retailer will have everything on hand for both new cars and retrofitting to your current MINI.

OUR RANGE OF ACCESSORIES INCLUDE:

- Alloy Wheels
- JCW Aerodynamic Components
- Mirror Covers
- Side Scuttles
- Bonnet, Side and Roof Decals
- Technology and Lighting
- Travel Solutions

Genuine MINI Accessories
mini.co.uk/accessories

1. Night Jack Mirror Covers

2. 17" JCW Multi Spoke 505 in Jet Black

For further information of the MINI Accessories range available to you, including pricing, please view our accessory brochures at mini.co.uk/accessories/brochures



MINI YOURS CUSTOMISED.

The future is here. Take personalisation of your MINI to the next level using the latest technology, including 3D printing and laser lettering. You can design selected components for your MINI, and your designs will then be produced exclusively for you.

To achieve this, we employ innovative production procedures to offer you the individual manufacture of MINI Side Scuttles, Dashboard Trim, Illuminated LED Door Entry Strips and LED Door Projectors.

MINI Yours Customised offers you the chance to make your MINI unique. We've always valued individualisation and creativity, and now there is even more opportunity than ever to design and customise.

1. MINI LED Door Projectors Customised*

2. MINI LED Door Entry Strips Customised*

3. MINI Side Scuttles Customised*

4. MINI Dashboard Trim Customised*

You can either fit the MINI Yours Customised products yourself, or have them installed at a MINI Centre. Don't hesitate to contact your local MINI Retailer for more information.

The products are only available and configurable directly via the MINI Yours Customised web-shop, for more information please visit mini.co.uk/customisable-accessories

MINI Yours Customised is not specific to MINI UK; this unique product offering is available to customers throughout the world and the web-shop is a global site used worldwide, therefore you will be charged in Euros.

If you have any question, please contact the Customer Centre:
E-mail: yours-customised@mini.com Telephone: +49 89 125 016 141



* Some features are only available on selected models or may require retrofitting your MINI, please speak to your MINI Retailer for more details.



Image shows the MINI CHALLENGE hospitality.

THE MINI CHALLENGE.

The MINI CHALLENGE is the championship for the new MINI in the UK, enjoying great grids, colourful cars and close racing.

Over the years the MINI CHALLENGE has built a reputation for affordability, fairness and fun, and benefits from being the only championship to enjoy the support of MINI UK.

2018 has built on the success of the 2017 season with the calendar consisting of 13 events, with the JCW Class once again supporting the prestigious British GT package and, at Brands Hatch GP circuit, supporting the DTM series. The 2018 JCW Class included 8 events, whilst other classes have enjoyed 7 visits to the best circuits in the UK.



For more information, please contact the MINI CHALLENGE team:

Telephone: +44 1379 87 00 99

Email: info@minichallenge.co.uk

minichallenge.co.uk

MINI
CHALLENGE



TECHNICAL DATA.

MINI 3-DOOR HATCH.

MODEL	MINI ONE 3-DOOR HATCH	MINI COOPER 3-DOOR HATCH	MINI COOPER S 3-DOOR HATCH
Regulated emissions standard	EU6	EU6	EU6
Capacity (cc)	1499	1499	1998
Power output (hp)	102	136	192
Torque (Nm/rpm)	190 / 1380-3600	220 / 1480-4200	280 / 1350-4600
0-62 mph (secs)	10.3 [10.3]	8.0 [8.0]	6.8 [6.7]
Top speed (mph)	120 [120]	130 [130]	146 [146]

Fuel consumption – NEDC-equivalent values valid until 31 December 2018 ^{1, 3}			
Urban (mpg / l/100km)	40.9-41.5 [43.5-44.1] / 6.9-6.8 [6.5-6.4]	40.9-41.5 [44.1-44.8] / 6.9-6.8 [6.4-6.3]	33.6 [42.2] / 8.4 [6.7]
Extra-Urban (mpg / l/100km)	61.4-62.8 [62.8-64.2] / 4.6-4.5 [4.5-4.4]	61.4-62.8 [61.4-62.8] / 4.6-4.5 [4.6-4.5]	53.3-54.3 [55.4-57.6] / 5.3-5.2 [5.1-4.9]
Combined (mpg / l/100km)	51.4-52.3 [54.3-55.4] / 5.5-5.4 [5.2-5.1]	51.4-52.3 [54.3-55.4] / 5.5-5.4 [5.2-5.1]	43.5-44.1 [49.6-50.4] / 6.5-6.4 [5.7-5.6]

Fuel consumption – WLTP values valid from 1 January 2019 ^{2, 3}			
Combined (mpg / l/100km)	44.1-47.9 / 6.4-5.9	44.1-47.9 / 6.4-5.9	39.2-43.5 / 7.2-6.5

CO ₂ emissions – NEDC-equivalent values ^{1, 3, 4}			
Combined (g/km)	124-122 [119-117]	124-122 [119-117]	147-145 [129-127]

Dimensions			
Length (mm)	3821	3821	3850
Width incl. door mirrors (mm)	1932	1932	1932
Vehicle height (mm)	1414	1414	1414
Fuel tank capacity (litres)	40	40	44
Luggage capacity (litres)	211-731	211-731	211-731

¹ Figures are based on the new WLTP test cycle and are converted back into NEDC-equivalent values to facilitate vehicle comparison.

² Figures vary within the range depending on the type of transmission (manual or automatic).

³ Figures are intended for comparisons between vehicles and may not be representative of what a user achieves under usual driving conditions. Only compare fuel consumption and CO₂ figures with other cars tested to the same technical standard. Figures vary within the range depending on the style selected and the optional alloy wheels and tyres fitted.

⁴ Until 6 April 2020, the NEDC-equivalent CO₂ figures will be used to calculate the Vehicle Excise Duty in the UK.

Figures in [] relate to vehicles with automatic transmission.

MINI 5-DOOR HATCH.

MODEL	MINI ONE 5-DOOR HATCH	MINI COOPER 5-DOOR HATCH	MINI COOPER S 5-DOOR HATCH
Regulated emissions standard	EU6	EU6	EU6
Capacity (cc)	1499	1499	1998
Power output (hp)	102	136	192
Torque (Nm/rpm)	190 / 1380-3600	220 / 1480-4200	280 / 1350-4600
0-62 mph (secs)	10.6 [10.6]	8.3 [8.3]	6.9 [6.8]
Top speed (mph)	119 [119]	129 [129]	146 [146]

Fuel consumption – NEDC-equivalent values valid until 31 December 2018 ^{1, 3}			
Urban (mpg / l/100km)	40.9-41.5 [42.8-43.5] / 6.9-6.8 [6.6-6.5]	40.9-41.5 [42.8-43.5] / 6.9-6.8 [6.6-6.5]	33.2-33.6 [42.2] / 8.5-8.4 [6.7]
Extra-Urban (mpg / l/100km)	61.4-62.8 [61.4-62.8] / 4.6-4.5 [4.6-4.5]	61.4-62.8 [60.1-61.4] / 4.6-4.5 [4.7-4.6]	51.4-53.3 [55.4-57.6] / 5.5-5.3 [5.1-4.9]
Combined (mpg / l/100km)	51.4-52.3 [52.3-54.3] / 5.5-5.4 [5.4-5.2]	51.4-52.3 [52.3-54.3] / 5.5-5.4 [5.4-5.2]	42.8-43.5 [49.6-50.4] / 6.6-6.5 [5.7-5.6]

Fuel consumption – WLTP values valid from 1 January 2019 ^{2, 3}			
Combined (mpg / l/100km)	42.2-46.3 / 6.7-6.1	43.5-41.5 / 6.5-6.8	38.7-42.8 / 7.3-6.6

CO ₂ emissions – NEDC-equivalent values ^{1, 3, 4}			
Combined (g/km)	125-122 [122-119]	125-123 [122-119]	150-148 [129-127]

Dimensions			
Length (mm)	3982	3982	4005
Width incl. door mirrors (mm)	1932	1932	1932
Vehicle height (mm)	1425	1425	1425
Fuel tank capacity (litres)	40	40	44
Luggage capacity (litres)	278-941	278-941	278-941

¹ Figures are based on the new WLTP test cycle and are converted back into NEDC-equivalent values to facilitate vehicle comparison.

² Figures vary within the range depending on the type of transmission (manual or automatic).

³ Figures are intended for comparisons between vehicles and may not be representative of what a user achieves under usual driving conditions. Only compare fuel consumption and CO₂ figures with other cars tested to the same technical standard. Figures vary within the range depending on the style selected and the optional alloy wheels and tyres fitted.

⁴ Until 6 April 2020, the NEDC-equivalent CO₂ figures will be used to calculate the Vehicle Excise Duty in the UK.

Figures in [] relate to vehicles with automatic transmission.

TECHNICAL DATA.

MINI CONVERTIBLE.

MODEL	MINI COOPER CONVERTIBLE	MINI COOPER S CONVERTIBLE
Regulated emissions standard	EU6	EU6
Capacity (cc)	1499	1998
Power output (hp)	136	192
Torque (Nm/rpm)	220 / 1480-4200	280 / 1350-4600
0-62 mph (secs)	8.8 [8.7]	7.2 [7.1]
Top speed (mph)	128 [127]	143 [143]

Fuel consumption – NEDC-equivalent values valid until 31 December 2018^{1,3}

Urban (mpg / l/100km)	39.8-40.4 [42.2-43.5] / 7.1-7.0 [6.7-6.5]	30.7 [40.9-42.2] / 9.2 [6.9-6.7]
Extra-Urban (mpg / l/100km)	57.6-58.9 [58.9-60.1] / 4.9-4.8 [4.8-4.7]	51.4-53.3 [54.3-55.4] / 5.5-5.3 [5.2-5.1]
Combined (mpg / l/100km)	49.6-50.4 [51.4-52.3] / 5.7-5.6 [5.5-5.4]	40.9-41.5 [48.7-49.6] / 6.9-6.8 [5.8-5.7]

Fuel consumption – WLTP values valid from 1 January 2019^{2,3}

Combined (mpg / l/100km)	42.8-45.6 / 6.6-6.2	37.7-39.2 / 7.5-7.2
--------------------------	---------------------	---------------------

CO₂ emissions – NEDC-equivalent values^{1,3,4}

Combined (g/km)	130-127 [125-122]	157-154 [132-129]
-----------------	-------------------	-------------------

Dimensions

Length (mm)	3821	3850
Width incl. door mirrors (mm)	1932	1932
Vehicle height (mm)	1415	1415
Fuel tank capacity (litres)	40	44
Luggage capacity (litres)	160-215	160-215

¹ Figures are based on the new WLTP test cycle and are converted back into NEDC-equivalent values to facilitate vehicle comparison.

² Figures vary within the range depending on the type of transmission (manual or automatic).

³ Figures are intended for comparisons between vehicles and may not be representative of what a user achieves under usual driving conditions. Only compare fuel consumption and CO₂ figures with other cars tested to the same technical standard. Figures vary within the range depending on the style selected and the optional alloy wheels and tyres fitted.

⁴ Until 6 April 2020, the NEDC-equivalent CO₂ figures will be used to calculate the Vehicle Excise Duty in the UK.

Figures in [] relate to vehicles with automatic transmission.

MINI CLUBMAN.

MODEL	MINI ONE CLUBMAN CITY	MINI ONE D CLUBMAN CITY	MINI COOPER CLUBMAN	MINI COOPER D CLUBMAN	MINI COOPER S CLUBMAN
Regulated emissions standard	EU6	EU6	EU6	EU6	EU6
Capacity (cc)	1499	1496	1499	1995	1998
Power output (hp)	102	116	136	150	192
Torque (Nm/rpm)	190 / 1380-3600	270 / 1750-2250	220 / 1580-4100	350 / 1750-2500	280 / 1350-4600
0-62 mph (secs)	11.3 [11.6]	[10.8]	9.2 [9.2]	8.9 [8.6]	7.3 [7.2]
Top speed (mph)	115 [115]	[119]	127 [127]	132 [132]	142 [142]

Fuel consumption – NEDC-equivalent values valid until 31 December 2018^{1,3}

Urban (mpg / l/100km)	39.2 [41.5] / 7.2 [6.8]	[61.4] / [4.6]	39.8 [40.9] / 7.1 [6.9]	57.6 [60.1] / 4.9 [4.7]	33.6 [42.2] / 8.4 [6.7]
Extra-Urban (mpg / l/100km)	57.6 [55.4] / 4.9 [5.1]	[72.4] / [3.9]	56.5 [56.5] / 5.0 [5.0]	72.4 [68.9] / 3.9 [4.1]	50.4 [53.3] / 5.6 [5.3]
Combined (mpg / l/100km)	48.7 [49.6] / 5.8 [5.7]	[68.9] / [4.1]	48.7 [49.6] / 5.8 [5.7]	65.7 [65.7] / 4.3 [4.3]	42.8 [48.7] / 6.6 [5.8]

Fuel consumption – WLTP values valid from 1 January 2019^{2,3}

Combined (mpg / l/100km)	40.9-43.5 / 6.9-6.5	55.4-58.9 / 5.1-4.8	40.9-43.5 / 6.9-6.5	50.4-53.3 / 5.6-5.3	36.7-38.2 / 7.7-7.4
--------------------------	---------------------	---------------------	---------------------	---------------------	---------------------

CO₂ emissions – NEDC-equivalent values^{1,3,4}

Combined (g/km)	131 [130]	[109]	131 [130]	112 [113]	151 [133]
-----------------	-----------	-------	-----------	-----------	-----------

Dimensions

Length (mm)	4253	4253	4253	4253	4253
Width incl. door mirrors (mm)	2022	2022	2022	2022	2022
Vehicle height (mm)	1441	1441	1441	1441	1441
Fuel tank capacity (litres)	48	48	48	48	48
Luggage capacity (litres)	360-1250	360-1250	360-1250	360-1250	360-1250

¹ Figures are based on the new WLTP test cycle and are converted back into NEDC-equivalent values to facilitate vehicle comparison.

² Figures vary within the range depending on the type of transmission (manual or automatic).

³ Figures are intended for comparisons between vehicles and may not be representative of what a user achieves under usual driving conditions. Only compare fuel consumption and CO₂ figures with other cars tested to the same technical standard.

⁴ Until 6 April 2020, the NEDC-equivalent CO₂ figures will be used to calculate the Vehicle Excise Duty in the UK.

Figures in [] relate to vehicles with automatic transmission.

TECHNICAL DATA.

MINI COUNTRYMAN.

MODEL	MINI COOPER COUNTRYMAN	MINI COOPER D COUNTRYMAN	MINI COOPER D ALL4 COUNTRYMAN	MINI COOPER S COUNTRYMAN	MINI COUNTRYMAN PLUG-IN HYBRID
Regulated emissions standard	EU6	EU6	EU6	EU6	EU6
Capacity (cc)	1499	1995	1995	1998	1499
Power output (hp)	136	150	150	192	136
Torque (Nm/rpm)	220 / 1480-4100	350 / 1750-2500	350 / 1750-2500	280 / 1350-4600	220 / 1250-4300
0-62 mph (secs)	9.7 [9.7]	9.1 [9.1]	9.0 [9.0]	7.6 [7.5]	[6.8]
Top speed (mph)	124 [124]	129 [129]	127 [127]	140 [140]	[123]

Fuel consumption – NEDC-equivalent values valid until 31 December 2018^{1,3}

Urban (mpg / l/100km)	38.2-38.7 [39.2-39.8] / 7.4-7.3 [7.2-7.1]	54.3-53.3 [54.3-56.5] / 5.2-5.3 [5.2-5.0]	49.6-50.4 [51.4-52.3] / 5.7-5.6 [5.5-5.4]	34.9-35.8 [37.7-41.5] / 8.1-7.9 [7.5-6.8]	-
Extra-Urban (mpg / l/100km)	54.3-55.4 [55.4-56.5] / 5.2-5.1 [5.1-5.0]	68.9 [65.7] / 4.1 [4.3]	64.2-67.3 [61.4-62.8] / 4.4-4.2 [4.6-4.5]	49.6-50.4 [51.4-53.3] / 5.7-5.6 [5.5-5.3]	-
Combined (mpg / l/100km)	47.1-47.9 [47.9-48.7] / 6.0-5.9 [5.9-5.8]	61.4-62.8 [61.4-62.8] / 4.6-4.5 [4.6-4.5]	57.6-60.1 [57.6-58.9] / 4.9-4.7 [4.9-4.8]	43.5 [47.1] / 6.5 [6.0]	[113.0-117.7] / [2.5-2.4]*

Fuel consumption – WLTP values valid from 1 January 2019^{2,3}

Combined (mpg / l/100km)	37.2-39.8 / 7.6-7.1	49.6-54.3 / 5.7-5.2	45.6-49.6 / 6.2-5.7	35.8-38.2 / 7.9-7.4	35.3-36.7 / 8.0-7.7*
--------------------------	---------------------	---------------------	---------------------	---------------------	----------------------

CO₂ emissions – NEDC-equivalent values^{1,3,4}

Combined (g/km)	137-134 [134-132]	120-119 [122-119]	128-124 [130-127]	149-148 [138-136]	[56-55]*
-----------------	-------------------	-------------------	-------------------	-------------------	----------

Dimensions

Length (mm)	4299	4299	4299	4299	4299
Width incl. door mirrors (mm)	2005	2005	2005	2005	2005
Vehicle height (mm)	1557	1557	1557	1557	1559
Fuel tank capacity (litres)	51	51	51	51	36
Luggage capacity (litres)	450-1390	450-1390	450-1390	450-1390	405-1275

¹ Figures are based on the new WLTP test cycle and are converted back into NEDC-equivalent values to facilitate vehicle comparison.

² Figures vary within the range depending on the type of transmission (manual or automatic).

³ Figures are intended for comparisons between vehicles and may not be representative of what a user achieves under usual driving conditions. Only compare fuel consumption and CO₂ figures with other cars tested to the same technical standard. Figures vary within the range depending on the style selected and the optional alloy wheels and tyres fitted.

⁴ Until 6 April 2020, the NEDC-equivalent CO₂ figures will be used to calculate the Vehicle Excise Duty in the UK.

* Figures are obtained using a combination of battery power and petrol fuel after the battery had been charged. The MINI Countryman Plug-in Hybrid is a plug-in hybrid electric vehicle that requires mains electricity for charging.

Figures in [] relate to vehicles with automatic transmission.



Model shown: MINI Cooper Countryman Exclusive with optional Moonwalk Grey exterior paint and LED headlights with cornering lights.

Find out more online at mini.co.uk

Genuine MINI Accessories
mini.co.uk/accessories

MINI COLLECTION
shop.mini.com



Join us on Facebook
facebook.com/miniuk



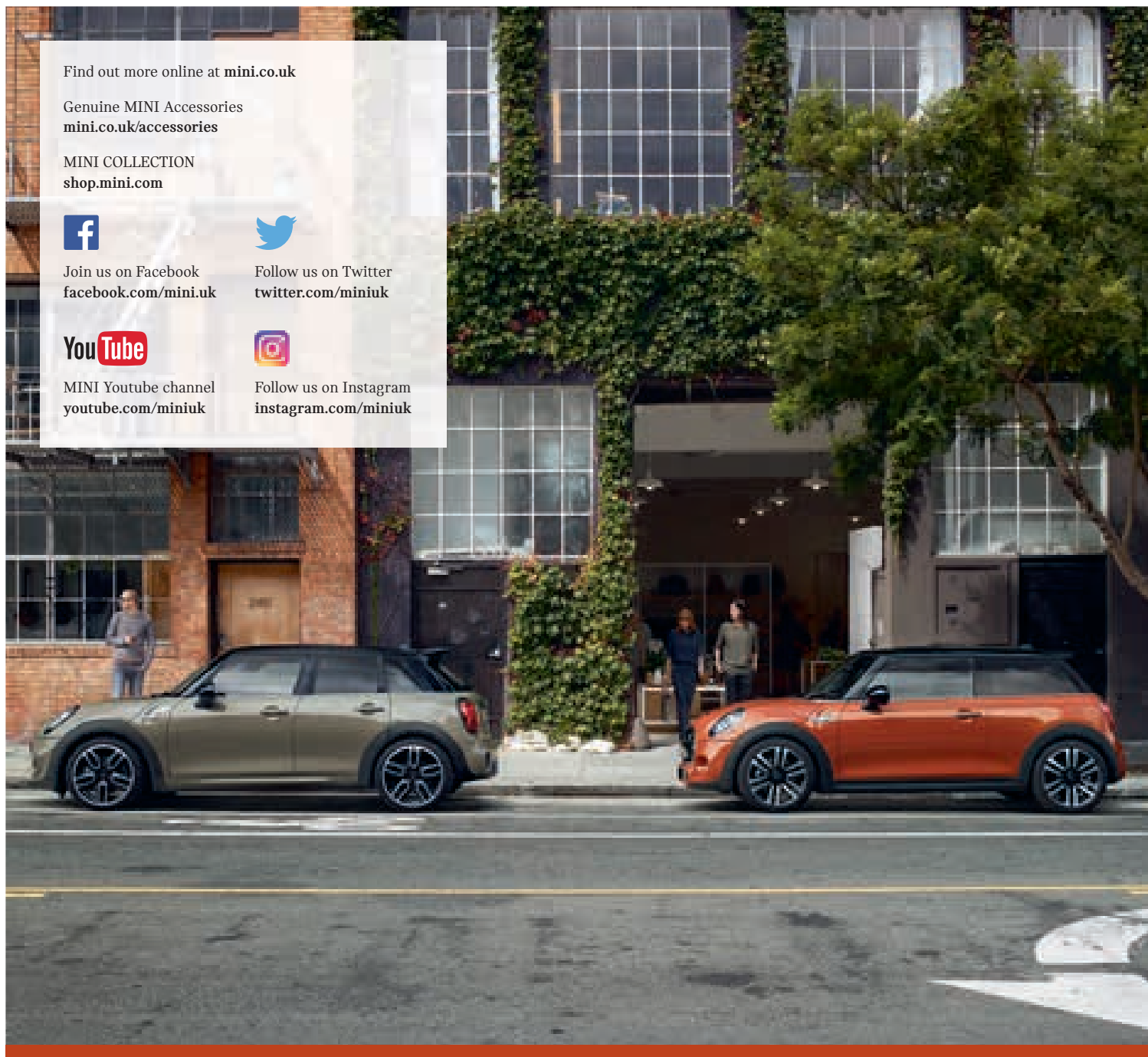
Follow us on Twitter
twitter.com/miniuk



MINI Youtube channel
youtube.com/miniuk



Follow us on Instagram
instagram.com/miniuk



The models shown on this brochure feature both standard and optional equipment. For more information, please contact your local MINI Centre.
Subject to changes in design and equipment. Technical data shown is correct at the time of printing and may alter periodically subject to product changes.
Part Number: 95 38 0 004 255. Valid from October 2018.