



BMW TWO-MAN BOBSLED INNOVATIONS




Proud Partner



NARROW BODY FOR AERODYNAMIC EFFICIENCY

LIGHT WEIGHT SHELL ALLOWS FOR IDEAL PLACEMENT OF REGULATION REQUIRED WEIGHT FOR IMPROVED HANDLING DYNAMICS

PUSH HANDLES' SHAPE AND PLACEMENT MAXIMIZE START PERFORMANCE



HAND GRIP SYSTEM HELPS PROVIDE GREATER CONTROL AGAINST 5GS OF FORCE

INTELLIGENT MATERIALS QUELL VIBRATION AND QUIET NOISE

PILOT INPUT RESULTED IN FINELY-TUNED STEERING SYSTEM

INTERNAL STRUCTURAL HOOP

WITHIN THE SLED'S MIDSECTION REDUCES DISTORTION AND OFFERS PROTECTION FROM ROLLOVER

AUTOCLAVE CURE APPLIED TO CARBON FIBER LAMINATE MAKES THE COWLING STRONGER, LIGHTER, AND SAFER

