

BMW of North America, LLC

Pricing Guide

Model Year 2016

Suggested Retail Price

3 Series eDrive

Effective January 1, 2016



| | | 330e Sedan |
|----------------------------|---|---|
| | | Start of Production 11/2015 |
| | | Base Price U.S.A. Port of Entry* \$43,700 |
| | | Base Price Euro Deliver Munich Pick Up \$41,515 |
| Non-Metallic | | STD |
| 300 | Alpine White | x |
| 668 | Jet Black | x |
| Metallic | | \$550 |
| 475 | Black Sapphire Metallic | x |
| A75 | Melbourne Red Metallic | x |
| A83 | Glacier Silver Metallic | x |
| A89 | Imperial Blue Metallic | x |
| A96 | Mineral White Metallic | x |
| B39 | Mineral Grey Metallic | x |
| B65 | Jatoba Brown Metallic | x |
| C08 | Platinum Silver Metallic | x |
| C10 | Mediterranean Blue metallic | x |
| Priority 1 Metallic | | \$550 |
| B45 | Estoril Blue Metallic | x |
| | <i>B45 requires ordering ZMP</i> | x |
| Upholstery | | |
| KC | SensaTec | STD |
| KCDF | Venetian Beige SensaTec | x |
| | <i>KCDF cannot be ordered with ZPL</i> | x |
| | <i>KCDF and 7AC will add 2XE to the order</i> | x |
| | <i>KCDF and 7AC will delete STD or 100% equipment 255</i> | x |
| KCL3 | Black SensaTec with Red highlight | x |
| | <i>KCL3 cannot be ordered with ZMP or ZPL</i> | x |
| KCSW | Black SensaTec | x |
| | <i>KCSW cannot be ordered with ZPL</i> | x |
| LC | Leather Dakota | \$1,450 |
| LCDJ | Saddle Brown Dakota Leather with Dark Brown highlight | x |
| | <i>LCDJ and 7AC will delete STD or 100% equipment 255</i> | x |
| | <i>LCDJ and 7AC will add 2XE to the order</i> | x |
| | <i>LCDJ and ZMP cannot be ordered with 4WF</i> | x |
| | <i>LCDJ cannot be ordered with ZPL</i> | x |
| LCDY | Saddle Brown Dakota Leather with Dark Brown highlight and Brown lower dashboard | x |
| | <i>LCDY requires ordering ZPL</i> | x |
| LCFJ | Venetian Beige Dakota Leather with Dark Oyster highlight | x |
| | <i>LCFJ and ZMP cannot be ordered with 4WF</i> | x |
| | <i>LCFJ and 7AC will delete STD or 100% equipment 255</i> | x |
| | <i>LCFJ and 7AC will add 2XE to the order</i> | x |
| LCL3 | Leather Dakota Black/Red highlight | x |
| | <i>LCL3 cannot be ordered with ZMP or ZPL</i> | x |
| LCL5 | Coral Red Dakota Leather with Black highlight | x |
| | <i>LCL5 cannot be ordered with 4WF or ZPL</i> | x |
| LCL8 | Black Dakota Leather with Dark Oyster highlight | x |
| LCOM | Oyster Dakota Leather | x |

BMW of North America, LLC

Pricing Guide

Model Year 2016

Suggested Retail Price

3 Series eDrive

Effective January 1, 2016



| | | 330e Sedan |
|-----------------|---|------------|
| Packages | | |
| ZCW | Cold Weather Package | \$800 |
| | 248 Heated Steering Wheel | x |
| | 494 Heated front seats | x |
| | 496 Heated rear seats | x |
| | ZCW requires ordering Leather Dakota | x |
| ZDA | Driver Assistance Package | \$950 |
| | 3AG Rear view camera | x |
| | 508 Park Distance Control | x |
| ZDB | Driver Assistance Plus | \$1,700 |
| | 5AG Active Blind Spot Detection | x |
| | 5AS Active Driving Assistant | x |
| | 5DL Side and Top View Cameras | x |
| | 8TH Speed Limit Info | x |
| | Note: Active Driving Assistant includes Lane Departure Warning, Forward Collision Warning, Pedestrian Warning and City Collision Mitigation. | x |
| | ZDB requires ordering 609 or ZTP | x |
| | ZDB requires ordering ZDA | x |
| ZLP | Lighting Package | \$800 |
| | 552 Adaptive Full LED Lights | x |
| | 5AC Automatic high beams | x |
| | ZLP and ZPP will delete 5A2 from the order | x |
| | ZLP requires ordering ZPP | x |
| ZMP | M Sport Package | \$3,000 |
| | 2PE 18" star-spoke 400M wheels w/ mixed summer tires (18x8.0, 225/45 R18 front and 18x8.5, 255/40 R18 rear) | x |
| | or 2PP 18" star-spoke 400M wheels w / all-season tires (18x8.0, 225/45 R18) | + \$0 |
| | 337 M Sport Package | x |
| | 4WF Aluminum Hexagon Trim with Estoril Blue matte highlight | x |
| | or 4FT Brushed Aluminum trim with Black high-gloss accent | + \$0 |
| | or 4FU Fineline Anthracite Wood Trim with PearlGloss Chrome highlight | + \$0 |
| | or 4FW Burl Walnut Wood Trim with Pearl Gloss Chrome highlight | + \$0 |
| | or 4GA Ash Grain Wood Trim with Metal Inlay and Pearl Gloss Chrome highlight | + \$0 |
| | or 4WG Aluminum Hexagon Trim with Black high-gloss highlight | + \$0 |
| | 704 M sport suspension | x |
| | 710 M steering wheel | x |
| | 715 Aerodynamic kit | x |
| | 760 Shadowline exterior trim | x |
| | 840 Increased top speed limiter | x |
| | or ZRT Remove Increased Top Speed | + \$0 |
| | M footrest (not with Beige upholsteries) | x |
| | Signature key | x |
| | ZMP cannot be ordered with ZPL | x |
| | ZMP requires ordering 300, 475, A75, A83, B39 or B45 | x |
| | ZMP will delete STD or 100% equipment 255 and 7AC | x |
| ZPL | Luxury Package | NC |
| | 7S2 Luxury Line | x |
| | Chrome design elements (bumper accents, air intakes with specific design, kidney bars, window surround, exhaust pipe finishers) and Signature key | x |
| | ZPL requires ordering ZPP | x |
| | ZPL cannot be ordered with ZMP | x |
| | ZPL will delete STD or 100% equipment 7AC | x |
| | ZPL requires ordering Leather Dakota | x |

BMW of North America, LLC

Pricing Guide

Model Year 2016

Suggested Retail Price

3 Series eDrive

Effective January 1, 2016



| | | 330e Sedan |
|------------------------|--|---------------------|
| Packages | | |
| ZPP | Premium Package | \$2,450 |
| 322 | Comfort Access keyless entry | x |
| 403 | Moonroof | x |
| 488 | Lumbar support | x |
| 5A2 | LED Headlights | x |
| 655 | Satellite radio with 1 year subscription | x |
| ZTP | Technology Package | \$2,750 |
| 609 | Navigation system | x |
| 610 | Head-up Display | x |
| 6AK | BMW Online and BMW Apps | x |
| 6AM | Advanced Real-Time Traffic Information | x |
| ZAC | BMW Connected App Compatibility | x |
| Options | | |
| 24B | 18" Light Alloy Wheel Double-spoke Style397 with Mixed Performance Tires (18x8.0, 225/45 R18 front and 18x8.5, 255/40 R18 rear) 24B cannot be ordered with ZMP | \$600 x |
| 2A5 | 18" Light Alloy Wheel Double-spoke Style-397 w/ A/S Tires (18x8.0, 225/45 R18) 2A5 cannot be ordered with ZMP | \$600 x |
| 403 | Moonroof Included in package | \$1,050 ZPP |
| 417 | Rear manual side window shades 417 will add 415 to the order Note: 415 - Power rear sunshade | \$575 x |
| 494 | Heated front seats Included in package | \$500 ZCW |
| 4FT | Brushed Aluminum trim with Black high-gloss accent In combination with ZMP Alternate in package | NC NC ZMP |
| 4FW | Burl Walnut Wood Trim with Pearl Gloss Chrome highlight In combination with ZMP Alternate in package | NC NC ZMP |
| 4GA | Ash Grain Wood Trim with Metal Inlay and Pearl Gloss Chrome highlight In combination with ZMP Alternate in package | NC NC ZMP |
| 5DF | Active Cruise Control 5DF will delete STD or 100% equipment 544 | \$1,200 x |
| 5DL | Side and Top View Cameras Included in package 5DL requires ordering ZDA | \$750 ZDB x |
| 5DP | Parking Assistant 5DP requires ordering ZDA | \$500 x |
| 609 | Navigation system Included in package 609 will add 6AK, 6AM and ZAC to the order | \$1,950 ZTP x |
| 688 | Harman Kardon surround sound system | \$875 |
| 6NS | Enhanced USB and Bluetooth plus Smartphone Integration 6NS will delete STD or 100% equipment 6NH | \$350 x |
| ZNS | Non Sport Seats for Luxury Package ZNS will delete STD or 100% equipment 481 ZNS requires ordering ZPL | NC x x |
| Other Charges | | |
| Destination & Handling | | \$995 |

BMW of North America, LLC

Pricing Guide

Model Year 2016

Suggested Retail Price

3 Series eDrive

Effective January 1, 2016



| | | 330e Sedan |
|-----------------|---|------------|
| Standard | | |
| 1CA | CO2 relevant vehicles | STD |
| 1CC | Automatic Start/Stop function | STD |
| 216 | Servotronic | STD |
| 249 | Multifunction steering wheel | STD |
| 255 | Sport leather steering wheel | STD |
| 258 | Runflat tires | STD |
| 2A6 | 17" Light Alloy Wheels Double-spoke Style 392 with All-Season Tires (17x7.5, 225/50 R17) | STD |
| 2TE | STEPTRONIC automatic transmission with shift Paddles | STD |
| 2VB | Tire pressure monitor | STD |
| 302 | Alarm System | STD |
| 319 | Universal garage-door opener | STD |
| 423 | Floor mats | STD |
| 430 | Auto-dimming interior and exterior mirrors | STD |
| 431 | Auto-dimming rearview mirror | STD |
| 459 | Power Front Seats | STD |
| 465 | Split fold-down-rear seat | STD |
| 481 | Sport seats | STD |
| 493 | Storage package | STD |
| 497 | Rear center armrest | STD |
| 4FU | Fineline Anthracite Wood Trim with PearlGloss Chrome highlight | STD |
| 4U9 | Acoustic protection for pedestrians | STD |
| 521 | Rain sensor and auto headlights | STD |
| 534 | Automatic climate control | STD |
| 544 | Dynamic Cruise Control | STD |
| 563 | Ambient Lighting | STD |
| 575 | Additional 12-V power sockets | STD |
| 5A1 | LED Fog Lights | STD |
| 645 | Radio control US | STD |
| 653 | HD Radio | STD |
| 676 | Hi-fi sound system | STD |
| 693 | Satellite radio preparation | STD |
| 697 | DVD Area coding (North America) | STD |
| 6AC | BMW Assist eCall | STD |
| 6AE | BMW TeleServices | STD |
| 6AG | eDrive Services | STD |
| 6NH | Hands-free Bluetooth and USB audio connection | STD |
| 6WA | Instrument cluster with extended contents | STD |
| 775 | Anthracite headliner | STD |
| 7AC | Sport Package | STD |
| 8KL | Oil Chg 10,000 mls/12 months | STD |
| 8TN | Daytime driving lights | STD |
| 925 | Shipping package | STD |
| ZTM | Tier 2 | STD |

Wheels



18" Light Alloy Wheel Double-spoke Style 397 with Mixed Performance Tires

\$600

Front: 18x8.0, 225/45 R18

Rear: 18x8.5, 255/40 R18

Code: 24B

Style: 397 24B cannot be ordered with ZMP

x

BMW of North America, LLC

Pricing Guide





Model Year 2016

Suggested Retail Price

3 Series eDrive

Effective January 1, 2016



| | | | 330e Sedan |
|--|---|-------|------------------|
| Wheels | | | |
|  | 18" Light Alloy Wheel Double-spoke Style-397 w/ A/S Tires Front / Rear: 18x8.0, 225/45 R18 Code: 2A5 Style: 397 2A5 cannot be ordered with ZMP | \$600 | x |
|  | 17" Light Alloy Wheels Double-spoke Style 392 with All-Season Tires Front / Rear: 17x7.5, 225/50 R17 Code: 2A6 Style: 392 | | Standard |
|  | 18" star-spoke 400M wheels w/ mixed summer tires Front: 18x8.0, 225/45 R18 Rear: 18x8.5, 255/40 R18 Code: 2PE Style: 400M | | ZMP |
|  | 18" star-spoke 400M wheels w / all-season tires Front / Rear: 18x8.0, 225/45 R18 Code: 2PP Style: 400 | | ZMP (upgrade) |